

(No Model.)

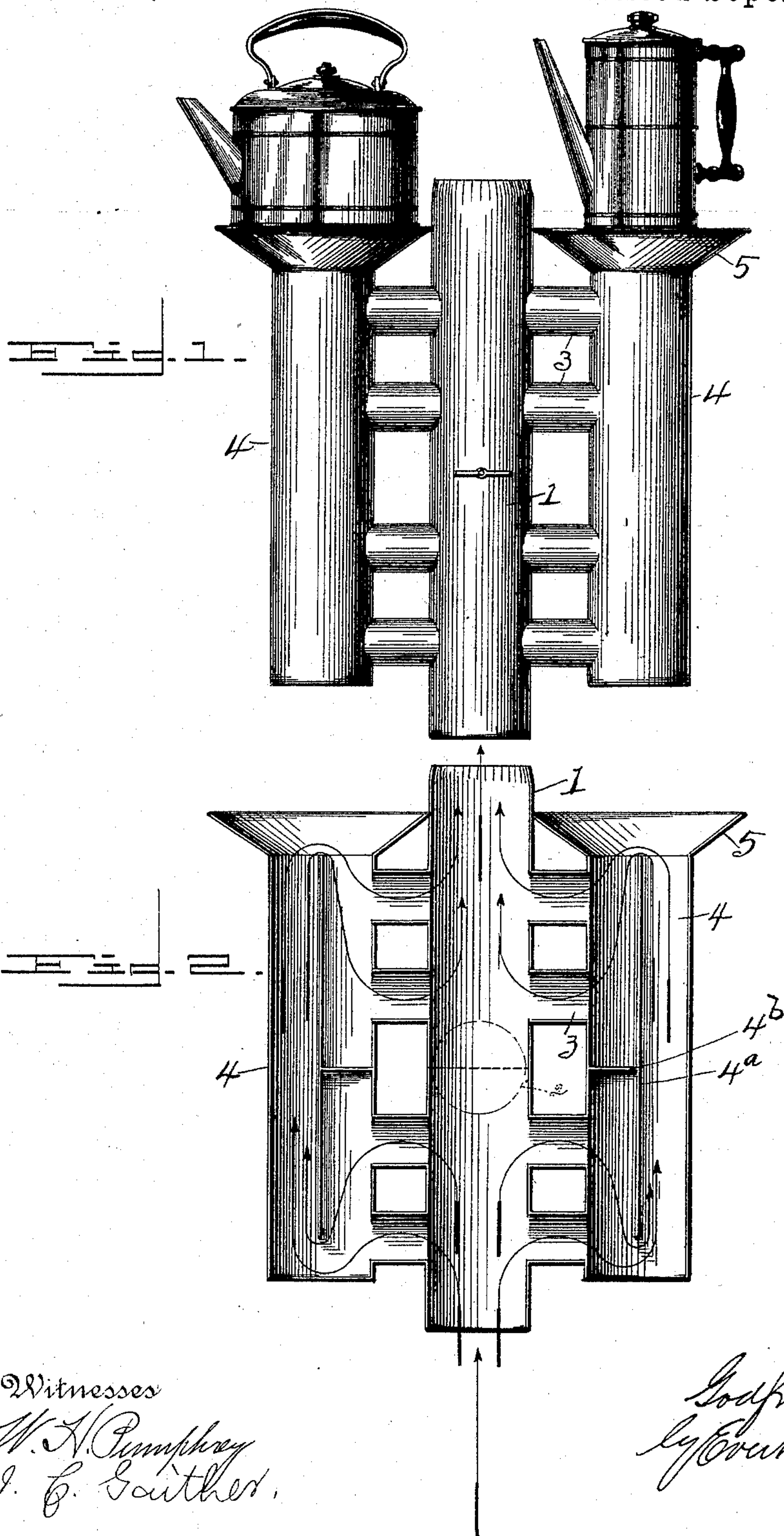
2 Sheets—Sheet 1.

G. LAUBE.

COMBINED RADIATOR, STOVEPIPE SHELF, AND TOWEL RACK.

No. 526,628.

Patented Sept. 25, 1894.



Witnesses  
W. H. Humphrey  
J. C. Gaither.

Inventor  
Godfried Laube  
by Everett M. Munn  
Attorneys

(No Model.)

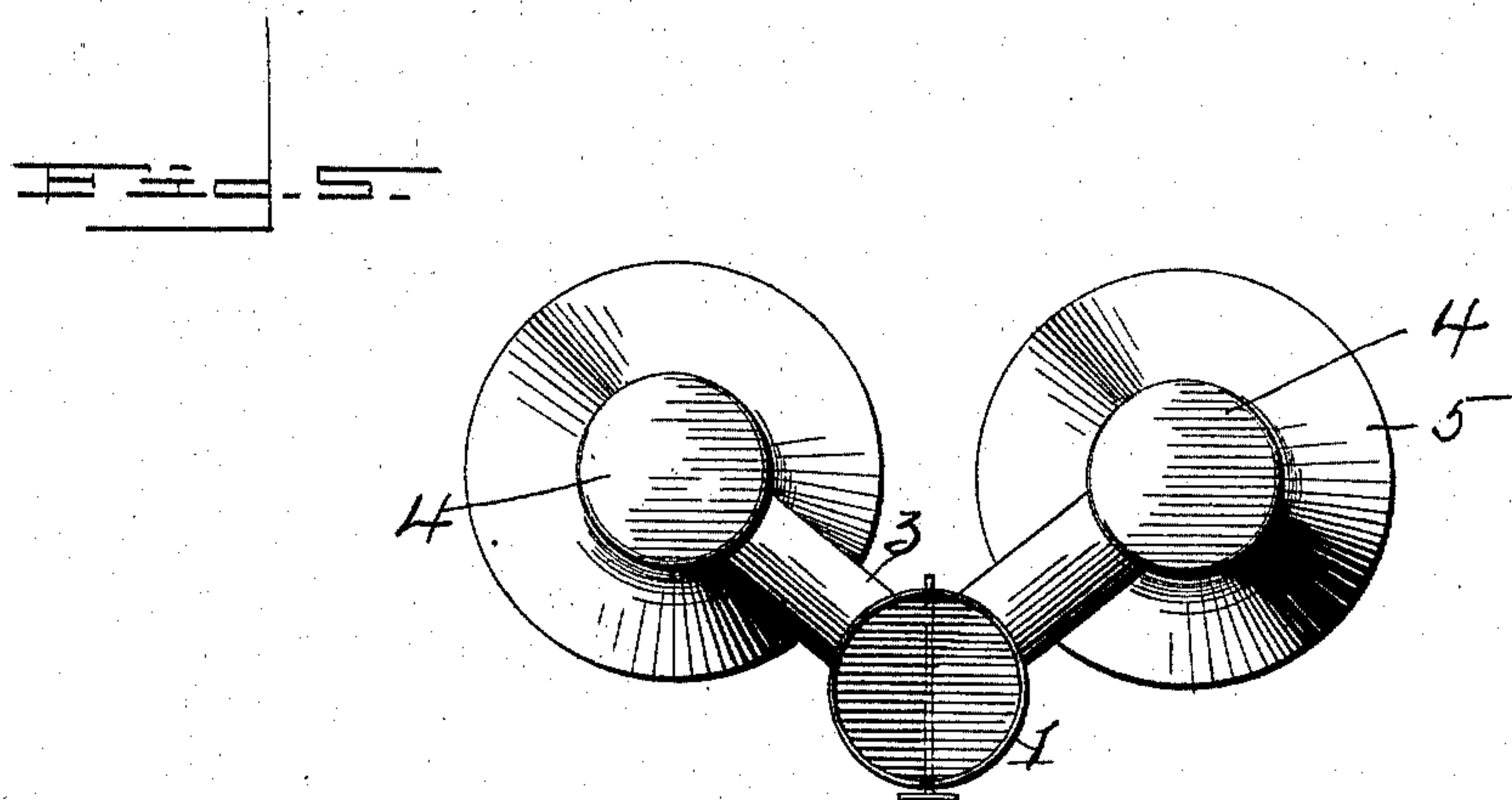
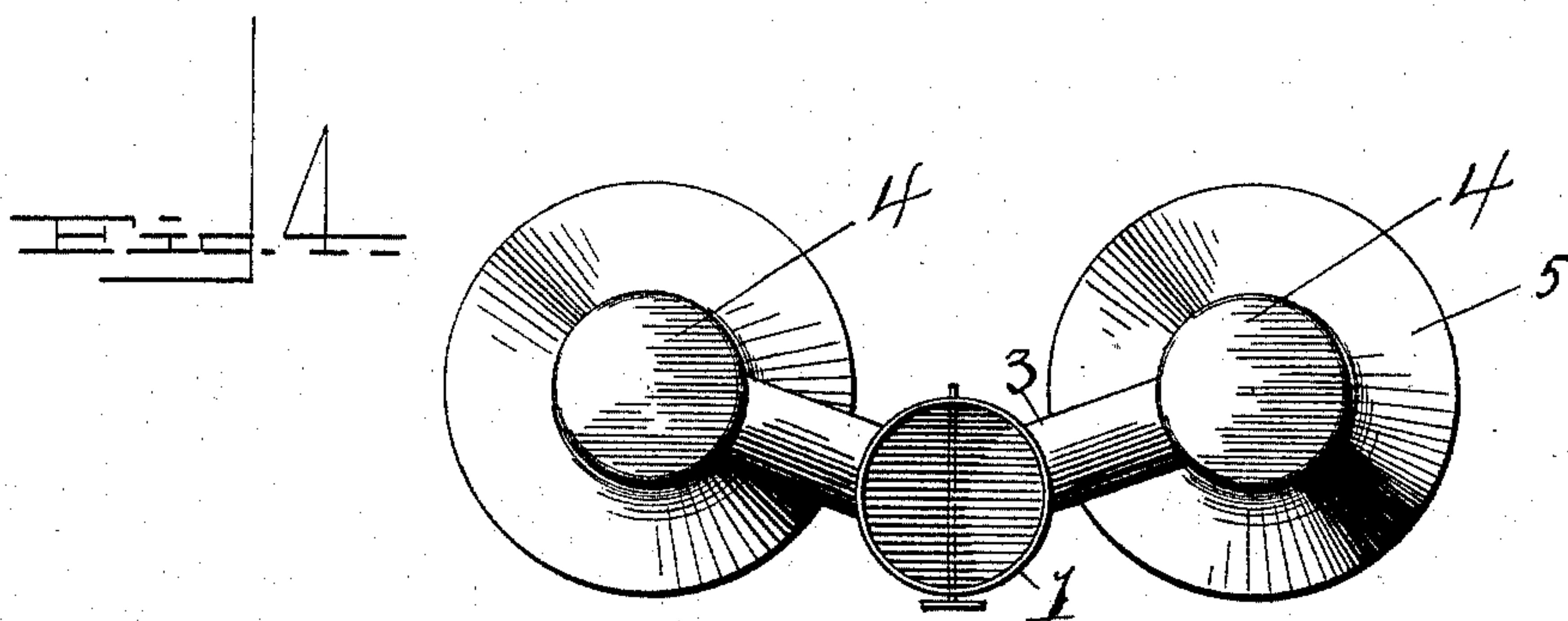
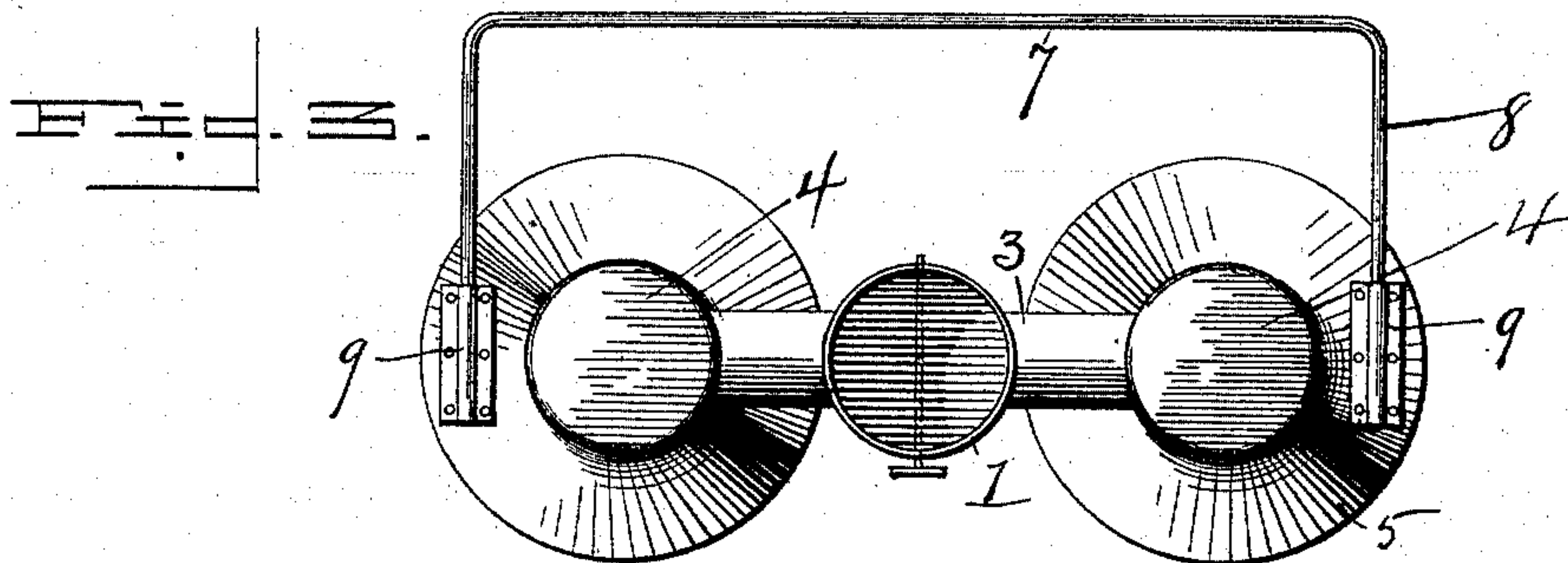
2 Sheets—Sheet 2.

G. LAUBE.

COMBINED RADIATOR, STOVEPIPE SHELF, AND TOWEL RACK.

No. 526,628.

Patented Sept. 25, 1894.



Witnesses  
W. H. Humphrey  
J. C. Sather Jr.

Inventor  
Gosfries Laube  
By Court Appman  
Attorneys



# UNITED STATES PATENT OFFICE.

GODFRIED LAUBE, OF HURON, SOUTH DAKOTA, ASSIGNOR OF ONE-HALF TO  
CURTIS JOHNSON, OF RIVER FALLS, WISCONSIN.

## COMBINED RADIATOR, STOVEPIPE-SHELF, AND TOWEL-RACK.

SPECIFICATION forming part of Letters Patent No. 526,628, dated September 25, 1894.

Application filed June 4, 1894. Serial No. 513,369. (No model.)

*To all whom it may concern:*

Be it known that I, GODFRIED LAUBE, a citizen of the United States of America, residing at Huron, in the county of Beadle and State of South Dakota, have invented certain new and useful Improvements in a Combined Radiator, Stovepipe-Shelf, and Towel-Rack, of which the following is a specification, reference being had to the accompanying drawings.

This invention relates to new and useful improvements in combined radiators, stovepipe shelves and towel racks of which the following is a full, clear and exact description.

The object of the invention is to utilize the heat arising with the smoke and other products of combustion in stoves and the like and to increase the surface for heating purposes on stoves used for cooking food and in supplying such a surface for stoves designed for heating purposes alone, thereby greatly economizing in the consumption of fuel.

A further object of the invention is to provide in combination with the stove-pipe shelf above referred to, a towel rack adjustably secured thereon in such a manner as not to interfere with the use of the shelf itself.

Furthermore, the invention consists in a stove-pipe shelf which acts as a radiator and possesses advantages in points of simplicity, efficiency and durability making it at the same time thoroughly efficient and comparatively inexpensive to manufacture.

With these and other objects in view the invention consists in various novel details of construction, arrangement and combination of parts to be hereinafter more fully described and specifically pointed out in the annexed claims.

Reference is had to the accompanying drawings wherein like characters of reference indicate corresponding parts throughout the several views, in which—

Figure 1, is a view in side elevation of my improved stove pipe shelf, radiator and towel rack. Fig. 2, is a vertical sectional view of the same. Fig. 3, is a top plan view showing the manner of attaching the towel rack; and Figs. 4 and 5, are top views showing the shelves arranged at varying angles.

In the drawings 1, denotes a stove-pipe of ordinary construction and 2 a damper. The pipe is provided with a series of hollow arms 3, fitting around apertures in the side of the pipe and communicating with vertical pipes 4, 4, at or near the top and bottom, the said damper being arranged between the upper and lower set of apertures in the stove-pipe. The vertical pipes are provided with a partition 4<sup>a</sup>, extending through their center to within a short distance of the top and bottom of the pipes, with a horizontal portion 4<sup>b</sup>, secured between the partition and the inner walls of the pipes to prevent the ascent of the smoke and heat between the partition and inner walls, but on the other hand to force it to take the course indicated by the arrows. The side pipes are provided with upwardly and outwardly extending flanges 5, with a top secured to the flanges forming a stand on which cooking vessels and the like may be placed. The enlarged ends formed by the flanges may be dispensed with if desired and the size of the cover may be conformable to the diameter of the side pipes, but the construction here shown has been found to be the most desirable since an enlarged surface is obtained.

The towel rack, consists of a single length wire bent to form a central rod 7, with angular arms 8, 8, slidingly secured in loops 9, 9, arranged on the vertical pipes as will be apparent.

Figs. 4 and 5 illustrate modified constructions showing the side pipes at varying angles from the main pipe. These modifications will be found desirable and at times necessary when the stove pipe is set in a wall or where the space is not sufficient to use the pipes in the straight lines shown in Fig. 1.

By referring to Fig. 2, wherein a vertical sectional view of the device is presented, it will be seen that when the combined shelf and radiator is not in use, the damper 2 can be turned to allow the products of combustion to pass directly up the main pipe, while by adjusting the damper in a horizontal position the smoke and heat pass through the lower series of pipes into the side pipes, and descend below the partition, then up to the top of the side pipes above the partition and



out of the top series as shown by the arrows. The heat is thus circulated through the pipes and utilized instead of passing directly into the chimney flue.

5 The advantages and operation of the invention will be apparent from the foregoing description and it is particularly noted that various changes may be made in the details of construction without departing materially  
10 from the spirit of my invention heretofore set forth.

Having fully described my invention, what I claim as new, and desire to secure by Letters Patent, is—

15 1. A combined stove pipe shelf and radiator consisting of a stove pipe, of side pipes connected therewith by means of a series of horizontal pipes at the top and bottom, of a damper in the stove pipe between the upper  
20 and lower series of horizontal pipes as and for the purpose described.

2. A combined stove pipe shelf and radiator consisting of a stove pipe having a damper and side pipes connected by a series of hori-

zontal pipes at or near the top and bottom of 25 the side pipes, a vertical partition in the side pipes substantially as described.

3. A combined stove pipe shelf and radiator consisting of a main pipe with top and bottom horizontal arms extending at an angle 30 therefrom, of side pipes secured to said arms and a damper in the main pipe between the upper and lower series of arms as and for the purpose described.

4. A combined stove pipe shelf and radiator 35 consisting of a stove pipe, of horizontal pipes leading from the stove pipe at an angle, and communicating with the side pipes near the top and bottom, a damper in the stove pipe between the upper and lower series of  
40 horizontal pipes and longitudinal partitions in the side pipes for the purpose described.

In testimony whereof I affix my signature in presence of two witnesses.

GODFRIED LAUBE.

Witnesses:

ANNIE T. LAUBE,

HATTIE ROSE LAUBE.