

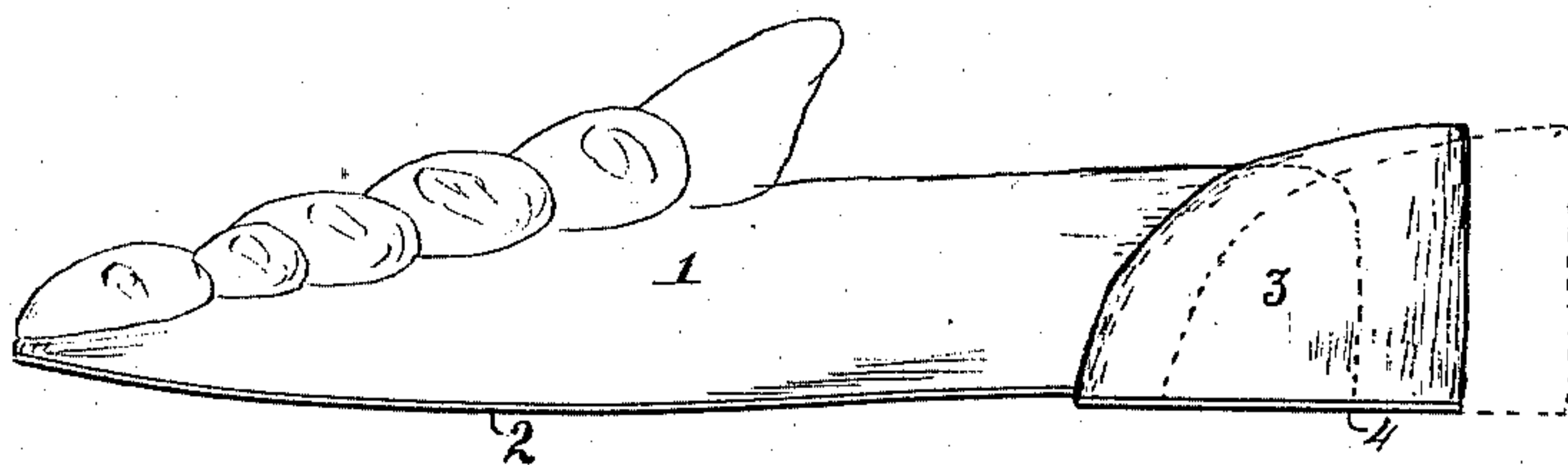
(No Model.)

L. G. KREGEL.  
SHOE.

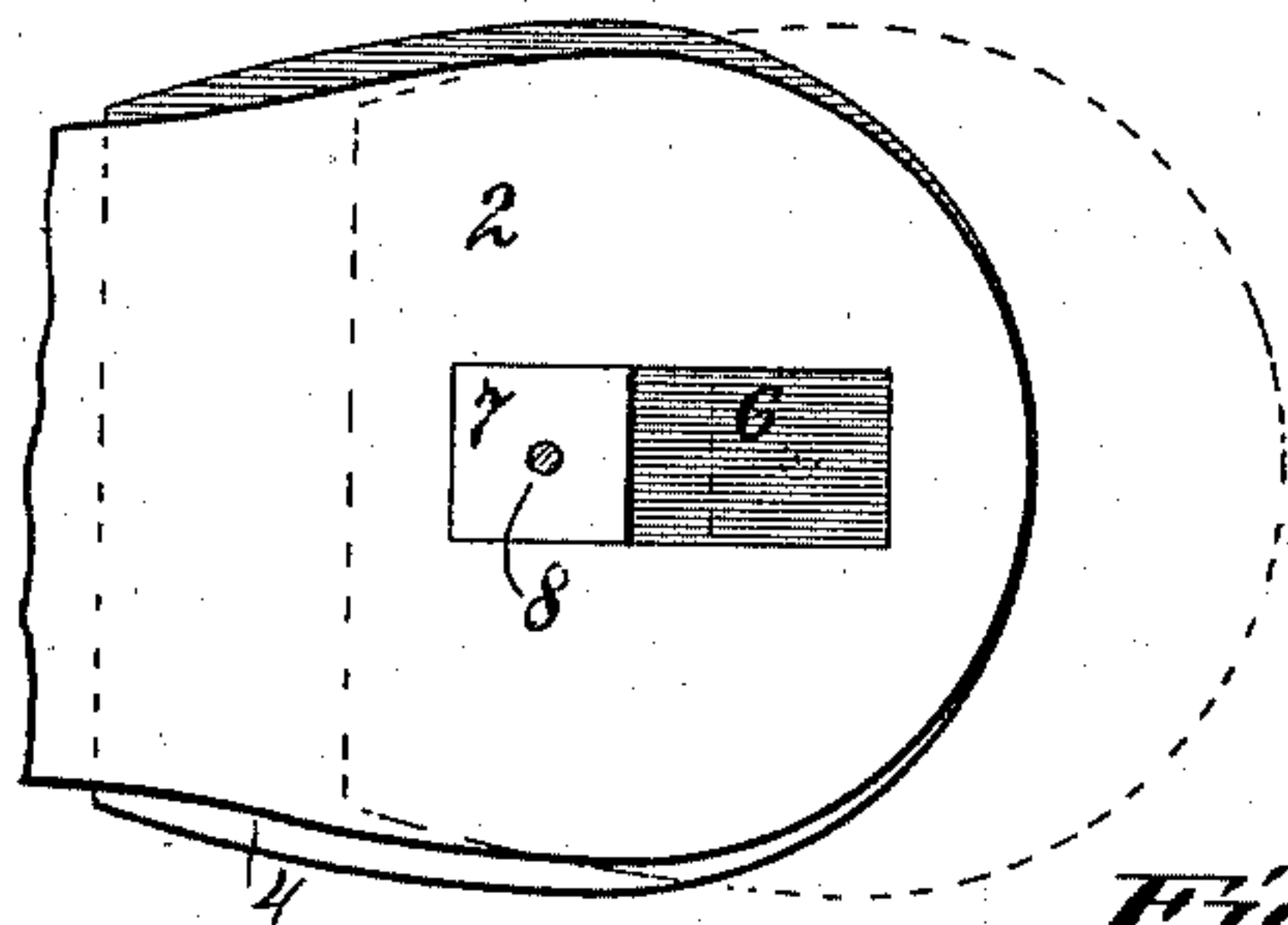
No. 526,626.

Patented Sept. 25, 1894.

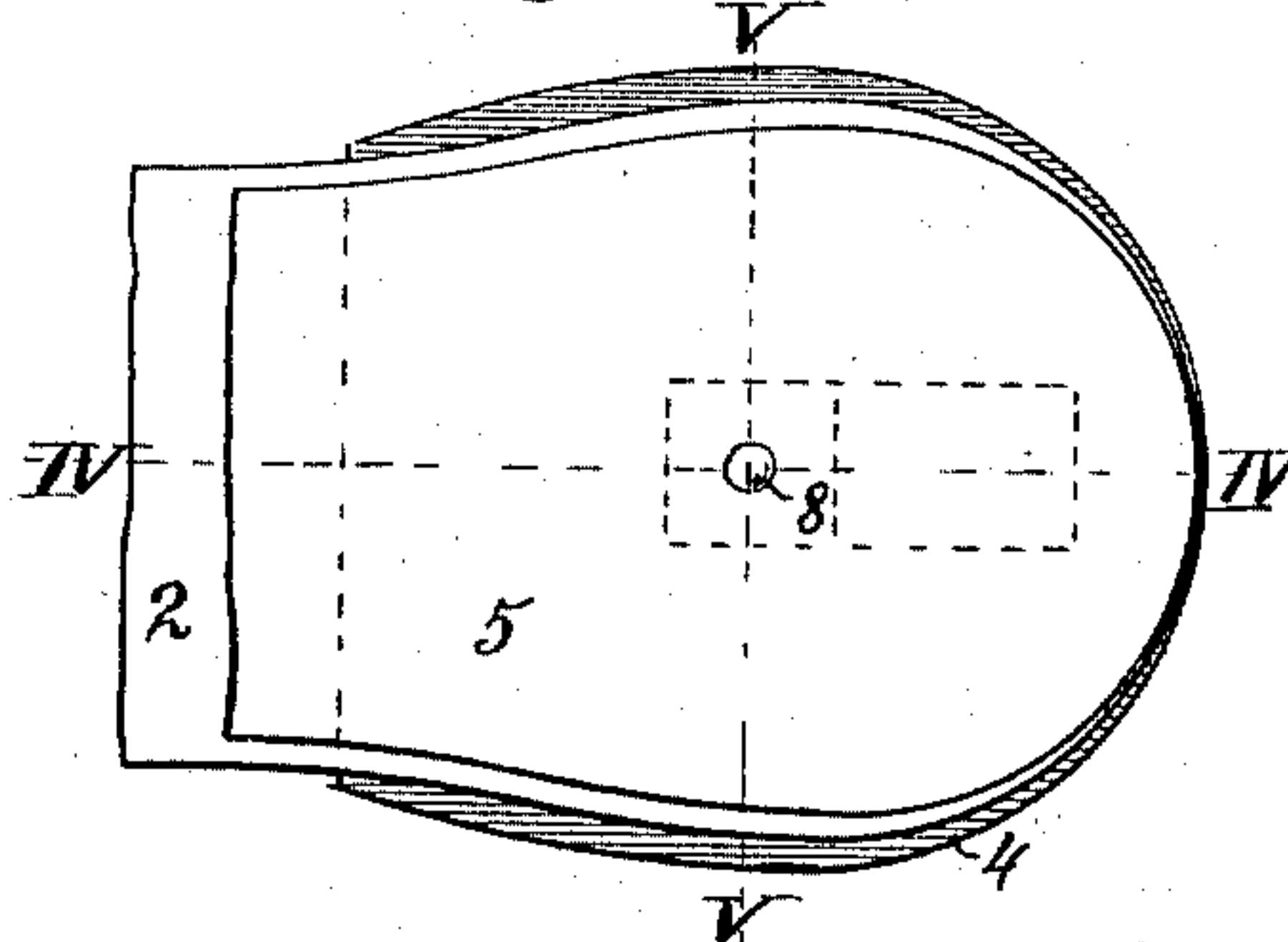
*Fig. I.*



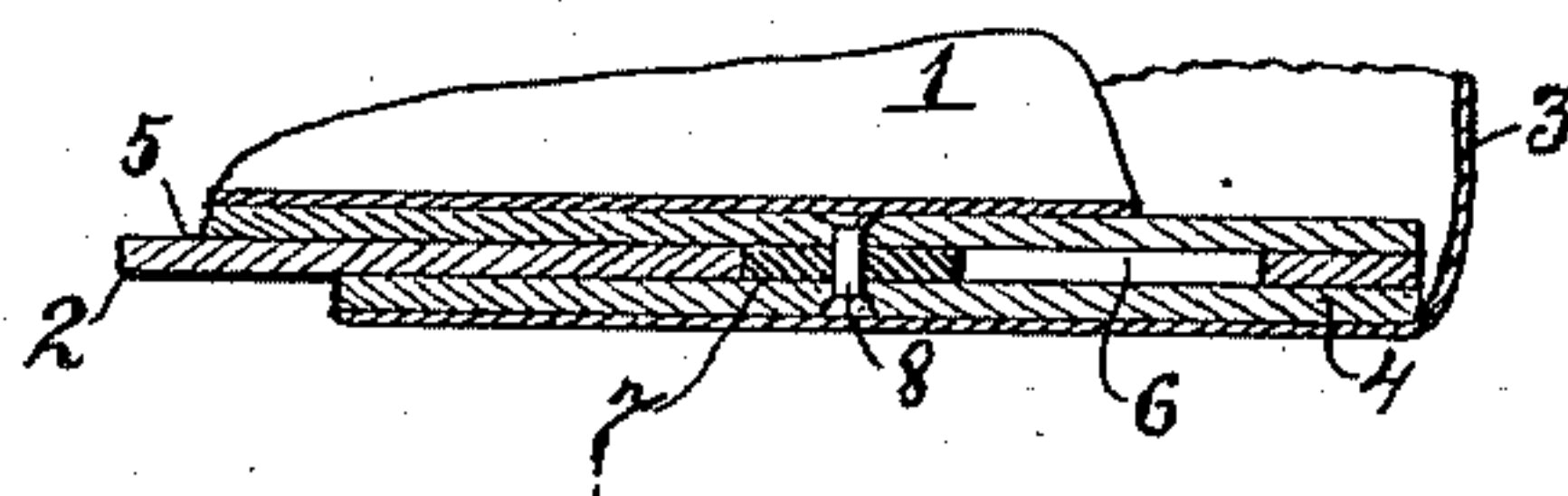
*Fig. II.*



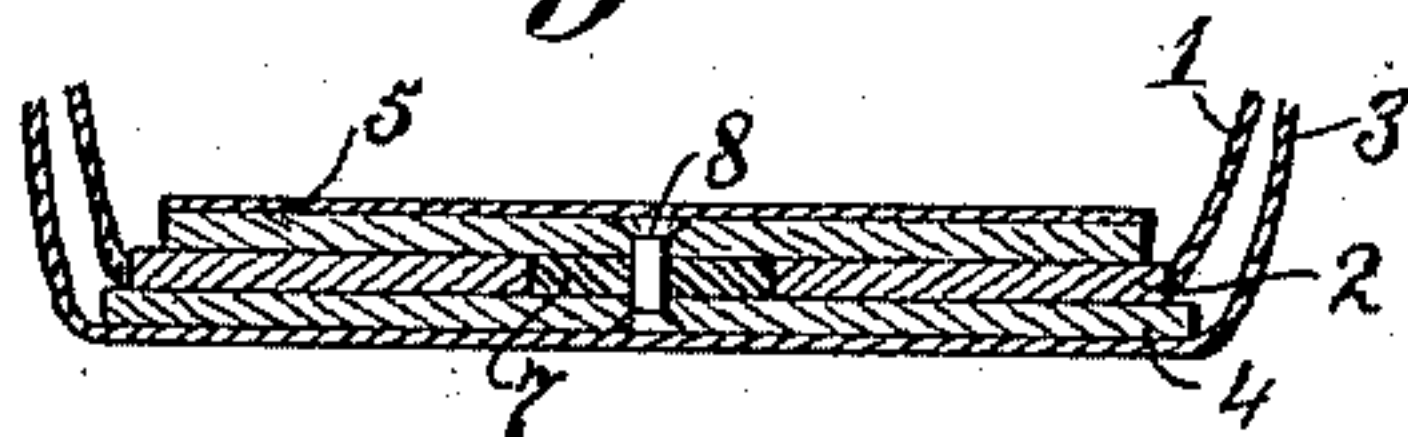
*Fig. III.*



*Fig. IV.*



*Fig. V.*



*Attest,*

Harold G. Ellis  
A. M. Ebersole

*Inventor,*

Louis G. Kregel

By *Wright Bros*

*Attys.*

# UNITED STATES PATENT OFFICE.

LOUIS G. KREGEL, OF ST. LOUIS, MISSOURI.

## SHOE.

SPECIFICATION forming part of Letters Patent No. 526,626, dated September 25, 1894.

Application filed March 12, 1894. Serial No. 503,269. (No model.)

*To all whom it may concern:*

Be it known that I, LOUIS G. KREGEL, of the city of St. Louis, in the State of Missouri, have invented a certain new and useful Improvement in Shoes, of which the following is a full, clear, and exact description, reference being had to the accompanying drawings, forming part of this specification.

This invention has for its object to provide an adjustable shoe, intended more particularly for the dead, which shall be neat in appearance and simple in construction.

My invention consists in features of novelty hereinafter fully described and pointed out in the claim.

Figure I is a side view. Fig. II is an inside view of the heel portion, with the insole removed. Fig. III is an inside view of the heel portion with the insole in position. Fig. IV is a section on line IV—IV, of Fig. III. Fig. V is a section on line V—V, Fig. III.

1 is the upper of the shoe made of leather or suitable cloth secured to a sole 2. The upper extends back on either side, but is not closed to meet at the heel.

3 is the counter secured to the heel 4, and surrounds the back end of the sole 2, lapping over the sides of the upper 1.

5 is an insole secured to the heel 4, and extending inside of the upper 1, above the sole 2.

There is in the sole 2, about the center of the heel, a rectangular slot 6 extending lengthwise of the shoe. The heel 4 passes underneath the sole 2, and within this slot 6 a rectangular block 7 fits, being of the same width, but not as long as the slot. A rivet 8 passes through the heel 4, the rectangular block 7 and the insole 5, securing these three portions of the shoe firmly together. From this it will be seen that the only fastening which holds the counter 3 and heel 4 to the upper 1 and sole 2 is that fastening which passes through the slot 6, and since the rectangular block is not as long as the slot 6, the heel and counter 3 may be drawn out to lengthen the shoe by the length that the slot 6 exceeds the length of the block 7, thus forming a shoe which may be adjusted to a suitable length.

I claim as my invention—

A shoe comprising an upper having an open back and a sole provided with a longitudinal slot, the insole, the adjustable counter having a heel, and a block secured to the insole and heel, adapted to slide in the slot; substantially as described.

LOUIS G. KREGEL.

In presence of—

A. M. EBERSOLE,  
G. E. EBERSOLE.