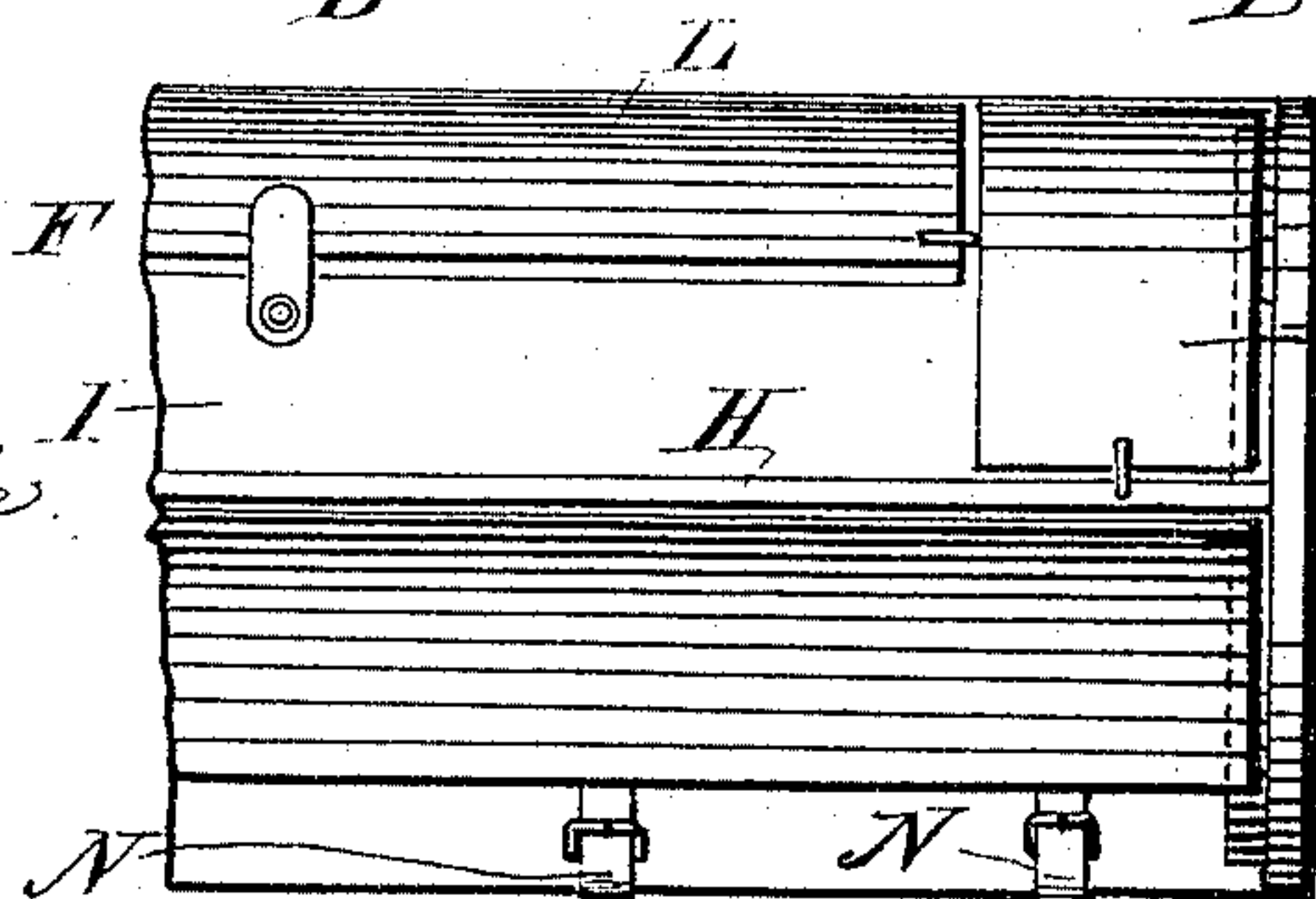
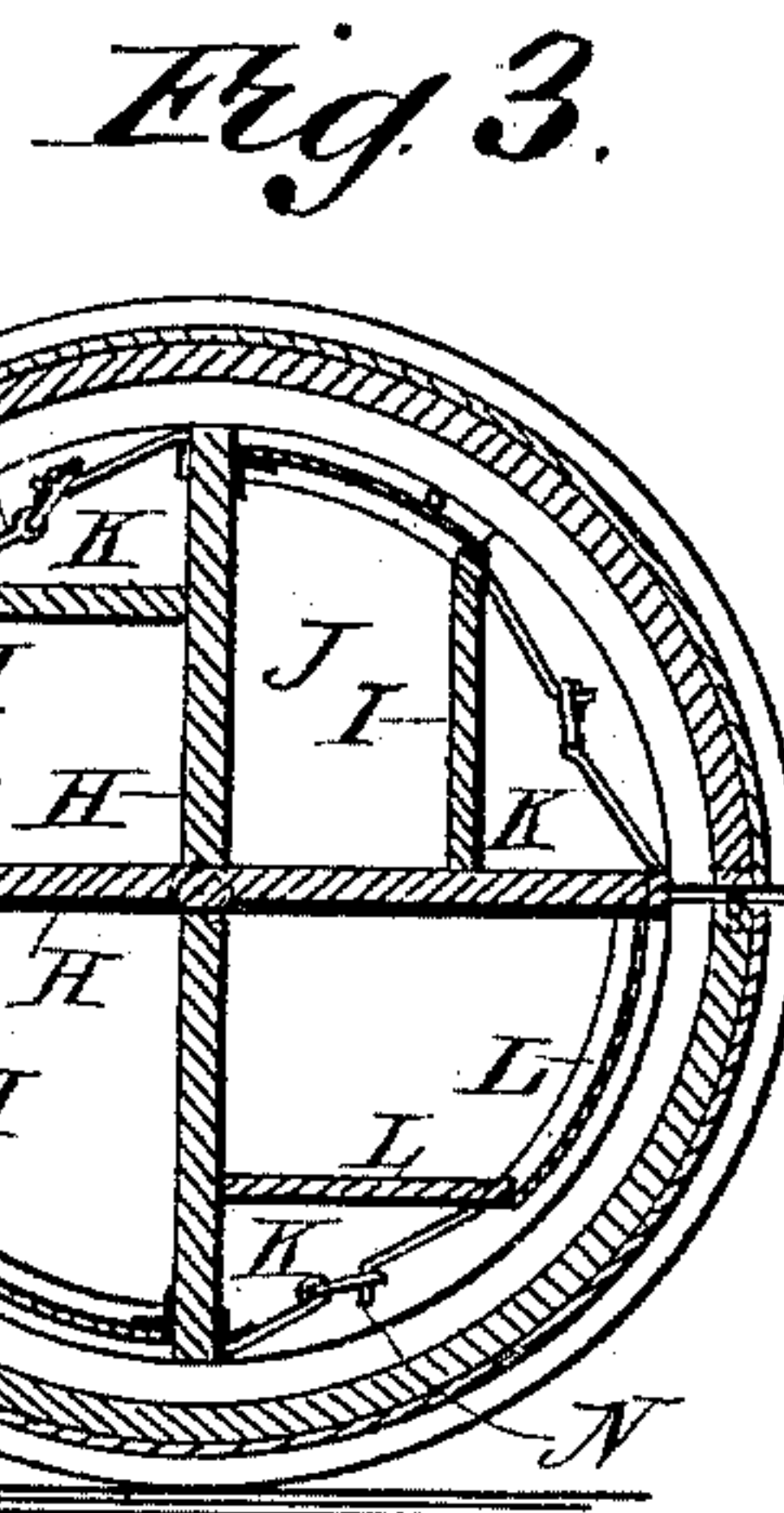
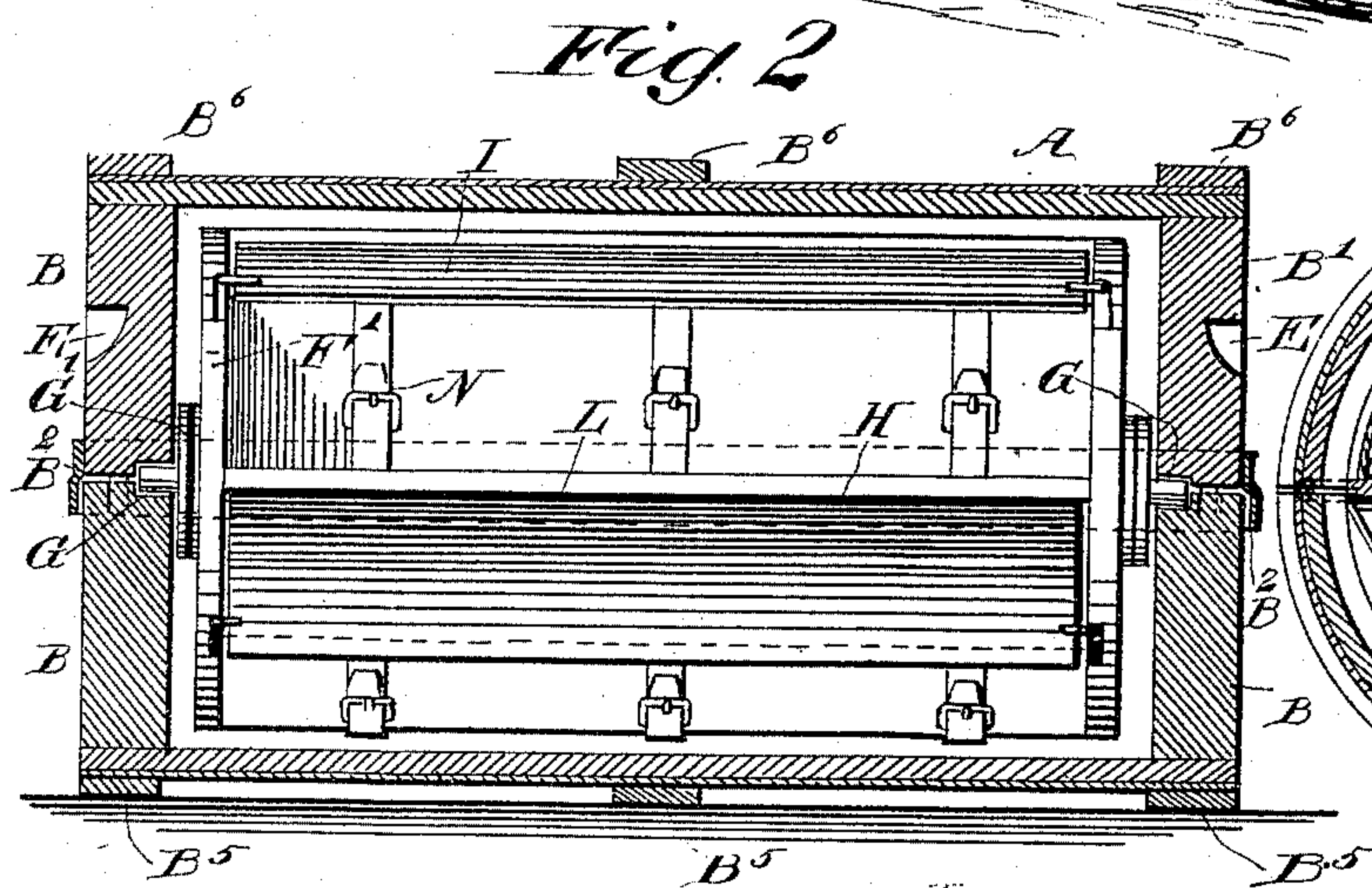
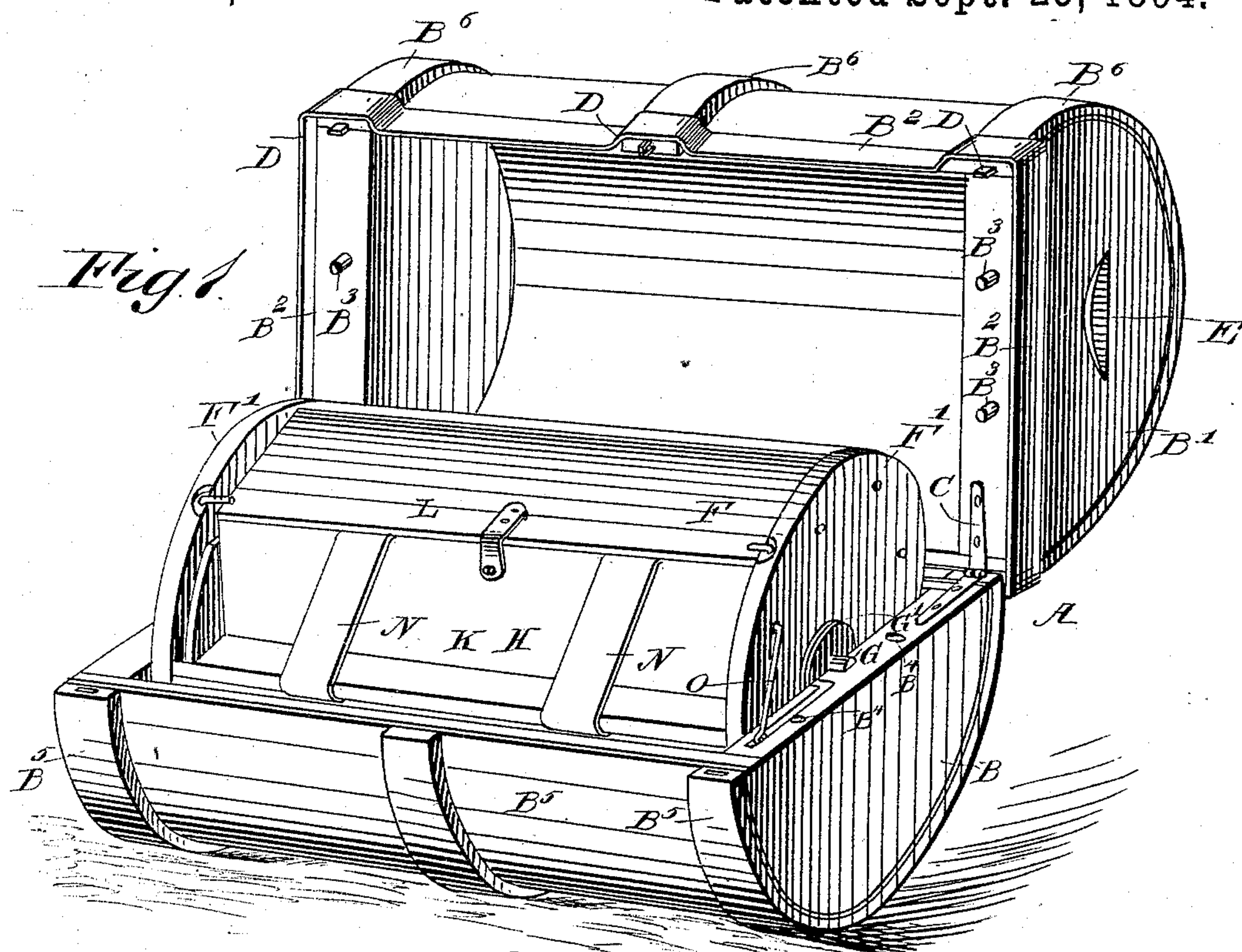


(No Model.)

W. S. FOSTER.
TRUNK.

No. 526,568.

Patented Sept. 25, 1894.



WITNESSES:
J. M. Apple
C. Sedgwick

INVENTOR
G. W. Foster
BY *Munn & Co*
ATTORNEYS.

UNITED STATES PATENT OFFICE.

WILLIAM S. FOSTER, OF DALLAS, WISCONSIN.

TRUNK.

SPECIFICATION forming part of Letters Patent No. 526,568, dated September 25, 1894.

Application filed November 10, 1893. Serial No. 490,505. (No model.)

To all whom it may concern:

Be it known that I, WILLIAM S. FOSTER, of Dallas, in the county of Barron and State of Wisconsin, have invented a new and Improved Trunk, of which the following is a full, clear, and exact description.

The object of the invention is to provide a new and improved trunk, which is simple and durable in construction, and arranged to permit of conveniently packing the trunk and getting at any particular article stored therein whenever desired, without disturbing the rest of the contents.

The invention consists of certain parts and details and combinations of the same, as will be hereinafter described and pointed out in the claims.

Reference is to be had to the accompanying drawings, forming a part of this specification, in which similar letters of reference indicate corresponding parts in all the figures.

Figure 1 is a perspective view of the improvement in an open position. Fig. 2 is a sectional side elevation of the same. Fig. 3 is a transverse section of the same, and Fig. 4 is a plan view of part of the compartment box.

The improved trunk is provided with an exterior shell or casing A, made cylindrical and in two sections B and B', connected with each other by hinges C, and adapted to be fastened together by suitable locking devices D.

On the heads of the shell section B', are arranged handles E, for conveniently carrying the trunk about. The said section B', is also provided at the heads and front lower edge with a joint plate B² for covering the joint between the two sections B, B' at the front and heads thereof whenever the trunk is closed. In the heads of the section B' are also arranged dowel pins B³, adapted to engage recesses B⁴ in the heads of the other section B. The rims of the shell sections B, B', are formed at the ends and at the middle with hoops B⁵ and B⁶ respectively, to permit of conveniently rolling the closed trunk on the floor or ground without causing the entire rim of the shell to come in contact with the floor, so that it requires but little power to roll the closed trunk forward.

Within the shell or casing A, is arranged a cylindrical compartment box F, provided at

its heads F' with trunnions G, mounted to turn in suitable bearings arranged on the heads of the casing A. A washer G', is placed between each head F' of the box F and the corresponding head of the casing A. The compartment box F, is provided between its heads F' with horizontally-extending partitions H, preferably arranged at right angles to each other, so as to join in the center as plainly shown in Fig. 3.

From the partitions H extend at right angles and near their outer ends longitudinal partitions I, reaching from one head F' to the other head F', similar to the partitions H. By this arrangement of the two sets of partitions H and I, two sets of compartments J and K are formed within the compartment box F, as will be readily understood by reference to Fig. 3. Each compartment J is preferably provided with a hinged lid L, and each compartment K, is provided with a series of straps N for holding articles in place in the compartment. A separate end compartment K' for small articles, such as jewelry, cuffs, collars, &c., may also be formed near one end of the box F, as illustrated in Fig. 4.

It will be seen that when the sections B and B' are opened up, one-half of the compartment box F is disclosed, so as to permit the operator to turn the said compartment box to bring the several compartments to the top for packing goods therein. If it is desired to remove an article from any compartment, ready access is had to this compartment by the operator turning the compartment box until the desired compartment is on top. Suitable locking devices may be provided for the lids or covers L to hold the same in place after the goods are stored therein. A catch O, is held in one of the heads of the section B to engage one of a series of apertures arranged in a circle in the corresponding head of the box F, to hold the latter in proper position with any desired compartment on top when the trunk is open. It will further be seen that when the trunk is closed it can readily be rolled along the floor, without, however, revolving the compartment box F, which will remain in a stationary position, as the bearings for the trunnions G revolve in the latter.

Having thus fully described my invention,

I claim as new and desire to secure by Letters Patent—

1. A cylindrical compartment box for trunks provided between its heads with longitudinal partitions arranged at right angles to each other and with longitudinal partitions secured to the first named partitions near their outer ends and extending at right angles therefrom, the said partitions forming two sets of compartments, one set of which is provided with lids, and the other set with straps, substantially as described.

2. An improved trunk, comprising a cylindrical shell or casing formed in two sections

hinged together, and a cylindrical compartment box mounted to turn in the shell or casing, the said box being provided with longitudinal partitions arranged at right angles to each other and with longitudinal partitions secured near the outer ends of the first named partitions and extending at right angles therefrom, the said partitions forming two sets of compartments, one set of which is provided with lids and the other with straps, substantially as herein shown and described.

WILLIAM S. FOSTER.

Witnesses:

J. G. JOHNSON,
SANFORD LANE.