

(No Model.)

L. P. SHRIVER.
PUZZLE.

No. 526,544.

Patented Sept. 25, 1894.

Fig. 1.

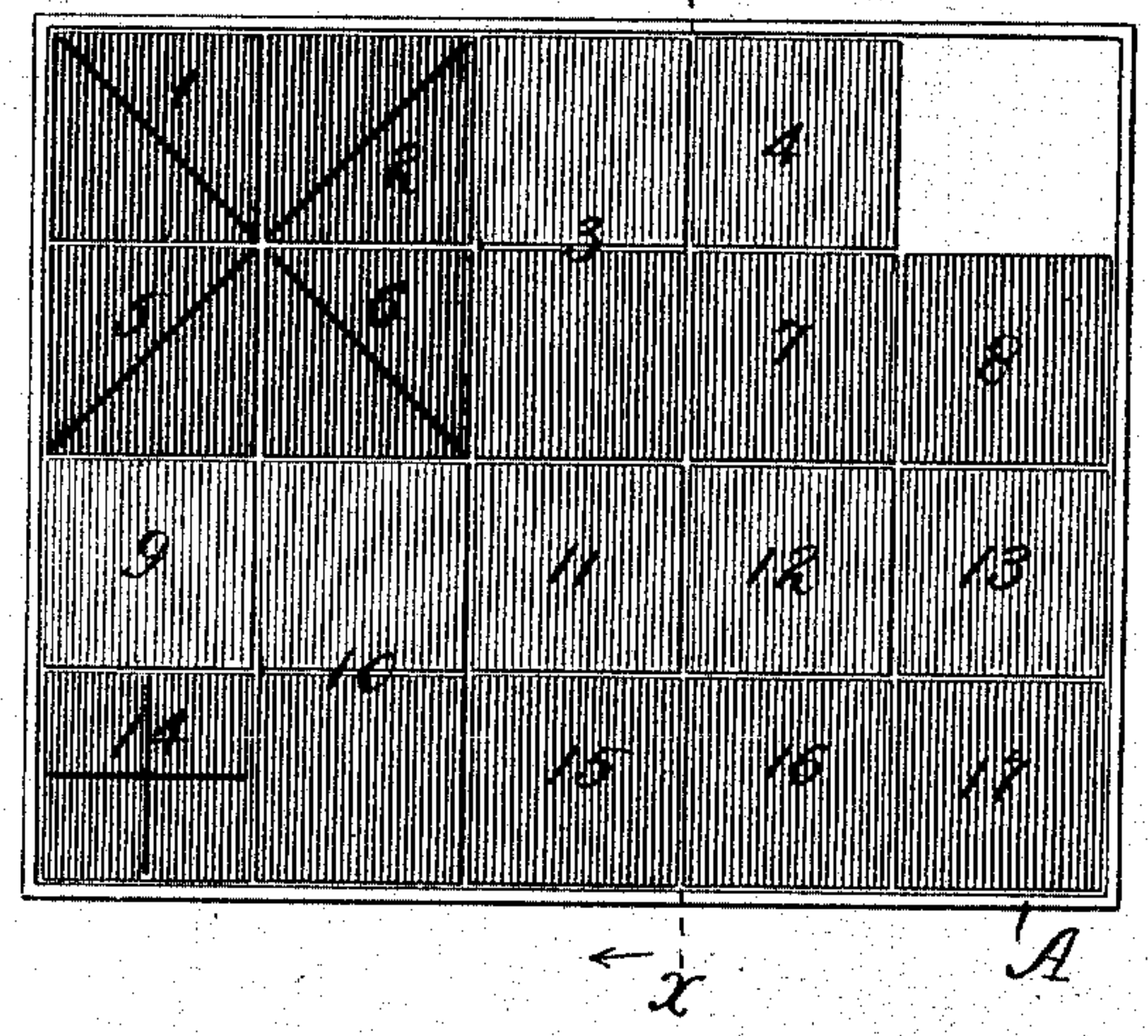


Fig. 2.




Fig. 3.

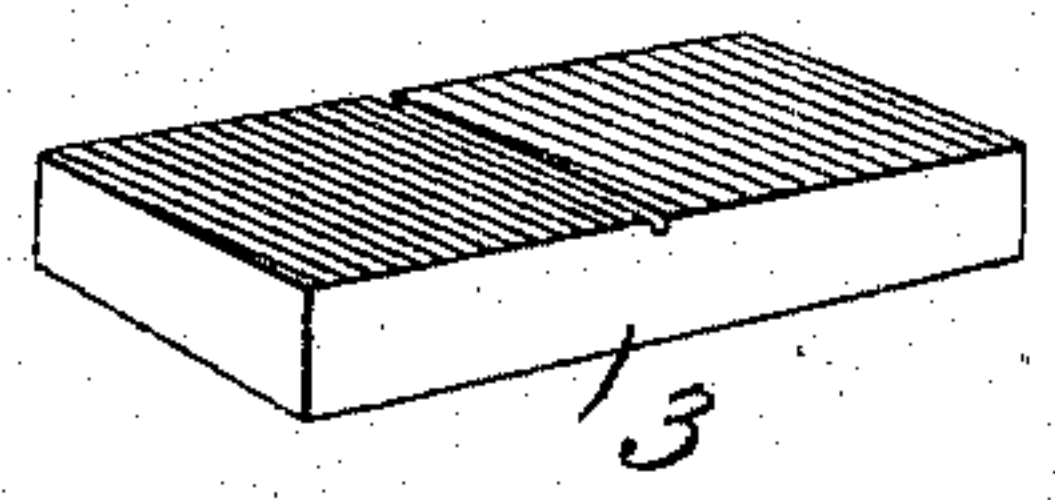
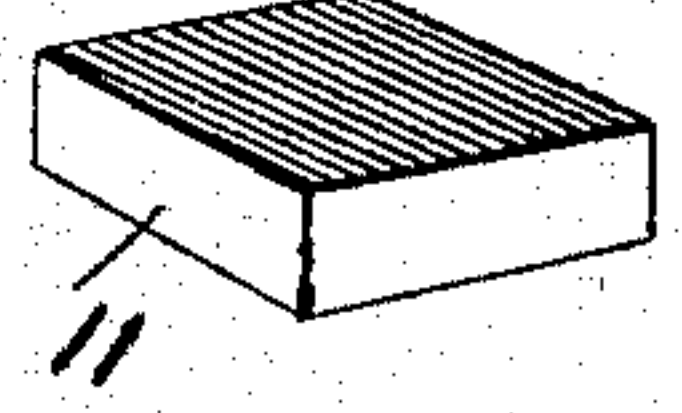


Fig. 4.



Witnesses:

Wm. M. Rheem.
Wm. J. Hanning

By Leonard P. Shriver
Raymond H. Quinlan
Attys

UNITED STATES PATENT OFFICE.

LORMAN P. SHRIVER, OF CHICAGO, ILLINOIS.

PUZZLE.

SPECIFICATION forming part of Letters Patent No. 526,544, dated September 25, 1894.

Application filed June 28, 1894. Serial No. 515,956. (No model.)

To all whom it may concern:

Be it known that I, LORMAN P. SHRIVER, a citizen of the United States, residing in Chicago, in the county of Cook and State of Illinois, have invented certain new and useful Improvements in Puzzles, of which the following is a full, clear, and exact description, reference being had to the accompanying drawings, forming a part of this specification.

My invention relates to new and useful improvements in puzzles.

The primary object of the invention is to provide an entertaining and amusing puzzle, simple in character, yet requiring considerable ingenuity and skill in order to solve the same in a correct manner.

The invention consists in a suitable receptacle or base containing or supporting the series of movable blocks, two of which differ in dimensions from the remainder of the series, the upper surface of each of said blocks being suitably marked, scored, colored or otherwise suitably ornamented in any desirable manner, as more fully set forth and described hereinafter, reference being had to the accompanying drawings, in which—

Figure 1 is a plan view of my improved puzzle illustrating the blocks in a position which they must necessarily occupy so far as the colored surface or face of the block is concerned, when the puzzle shall have been correctly solved. Fig. 2 is a vertical section taken through the receptacle or base on the line $x-x$, Fig. 1. Fig. 3 is a perspective view of one of the larger size or double blocks; and Fig. 4 is a view in perspective of one of the small blocks used in my improved puzzle.

A represents the receptacle or base, which is made of any suitable material and of any desired dimensions, preferably rectangular in form, and adapted to receive eighteen movable blocks, only seventeen of which are utilized. Hence, when the blocks are in position for use, there is always one vacant space. When not in use, either a filling block, with the desired ornamentation thereon, may be utilized for filling the said vacant space, or the unoccupied surface of the receptacle or base, where said vacancy occurs, may be colored or suitably ornamented, in order to complete or properly fill out the design sought to be illustrated by the sur-

face of the blocks when they rest in a solved position.

Fifteen of the blocks, designated 1, 2, 4, 5, 6, 7, 8, 9, 11, 12, 13, 14, 15, 16 and 17, respectively, are of substantially the same size, the remaining two, designated 3 and 10, respectively, are double blocks, or of a size equal to any two of the other blocks utilized in my puzzle, and hence, cover twice the area in the base or receptacle.

While it will be understood that the upper surface or face of each of the blocks may be colored or otherwise ornamented in order to constitute any suitable design as an entirety, it will be observed by reference to Fig. 1, that my puzzle discloses a certain design, which I term the "flag puzzle," since it is intended to so color the upper surface or face of the blocks as to represent thereby the national colors red, white and blue, so that when the puzzle shall have been correctly solved, the blocks of contrasting colors will assume such position and alignment as to disclose a complete design representing the American flag. Further, as illustrated in Fig. 1, the upper surface of the blocks 1, 2, 5 and 6, are blue in color and scored diagonally across the face of the same. However, they may be otherwise marked, plain, or without any distinguishing characteristics other than the color mentioned. The faces of the blocks designated, 4, 9, 11, 12 and 13, are distinguished by being white in color, and the faces of those designated 7, 8, 14, 15, 16 and 17, are red in color, while the faces of the double blocks, designated 3 and 10, are provided with contrasting colors, one half of the face or surface of each being colored white and the other half red.

It will be understood that the double blocks must at all times remain in such a position in the receptacle as to form a vertical wall therein, yet the said double-blocks are arranged in a different vertical plane, the upper right hand corner of one of them resting substantially against or in contact with the lower left hand corner of the other, and, owing to the two contrasting colors on the face of each, it will be readily observed that at the beginning as well as after the correct solution of the puzzle, the said double-blocks must form

a vertical wall in the base of the receptacle in order to properly register their colors and fill out the design intended.

5 The block 14, as shown, is further distinguished by scoring or otherwise marking the face thereof, in order to indicate that this block may be transferred to the vacant space in the upper right hand corner of the receptacle when the puzzle is arranged for solution;
10 yet I desire it to be understood that either or any one of the blocks occupying a position to the left of the vertical wall formed by the double blocks may be transferred to a space left vacant to the right of said double-blocks
15 in arranging the puzzle ready for solution, it being essential to the proper solution of my puzzle that both before and after the solution of the same, a vertical wall shall be formed by the double-blocks and one of the small
20 blocks from one side of the said wall must be transferred to the other side.

In order to solve the puzzle, transfer the cross-marked block from the lower left hand corner of the receptacle into the vacant space
25 in the upper right hand corner of the same. Then by successive moves bring said cross-marked block into its original position, at the same time causing the blocks of contrasting colors to assume their original positions, in
30 so far as their surface or face coloring or ornamentation is concerned, and also, the scoring or lines on the blocks designated 1, 2, 5

and 6, to point toward the center, thus disclosing the design of an American flag in its national colors, when properly and correctly
35 solved.

It is obvious that the surface or face of each of the blocks may be ornamented in any suitable manner in order to illustrate any desirable design, and that the blocks may rest in
40 any position in order to properly complete the design, provided the double-blocks form a vertical wall in the receptacle before and after the solution of the puzzle.

What I claim as new, and desire to secure
45 by Letters Patent, is—

1. A puzzle comprising a suitable receptacle or base adapted to receive a series of blocks, two of which are double the size of each of the remainder of said series, substantially as set forth.
50

2. A puzzle comprising a base or receptacle adapted to receive a series of blocks, each having an ornamented surface, some of which are provided with special distinguishing characteristics and two of which are double the
55 size of each of the remainder of said blocks and have on the face of each a contrasting ornamentation, substantially as set forth and described.

LORMAN P. SHRIVER.

Witnesses:

W. R. OMOHUNDRO,
M. E. SHIELDS.