

(No Model.)

E. J. FISHER.
CARD FOR EYEGLASS CHAINS.

No. 526,523.

Patented Sept. 25, 1894.

Fig. 1.

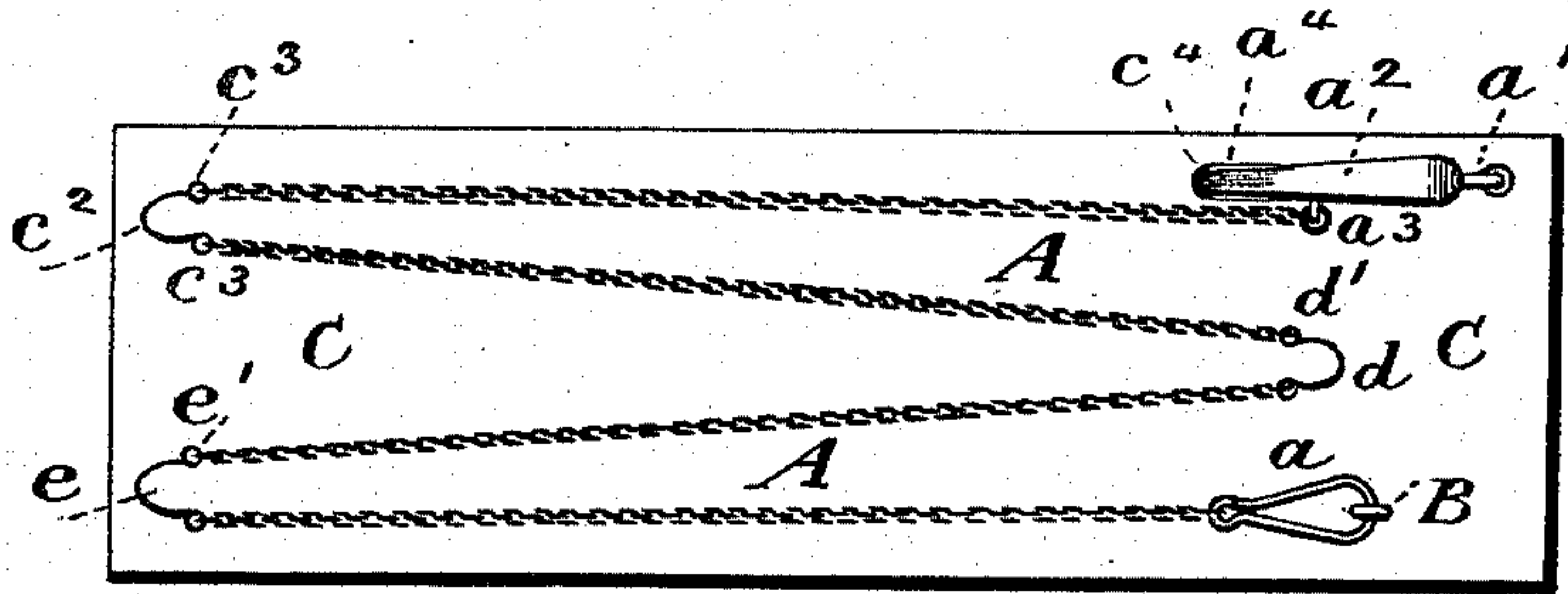


Fig. 2.


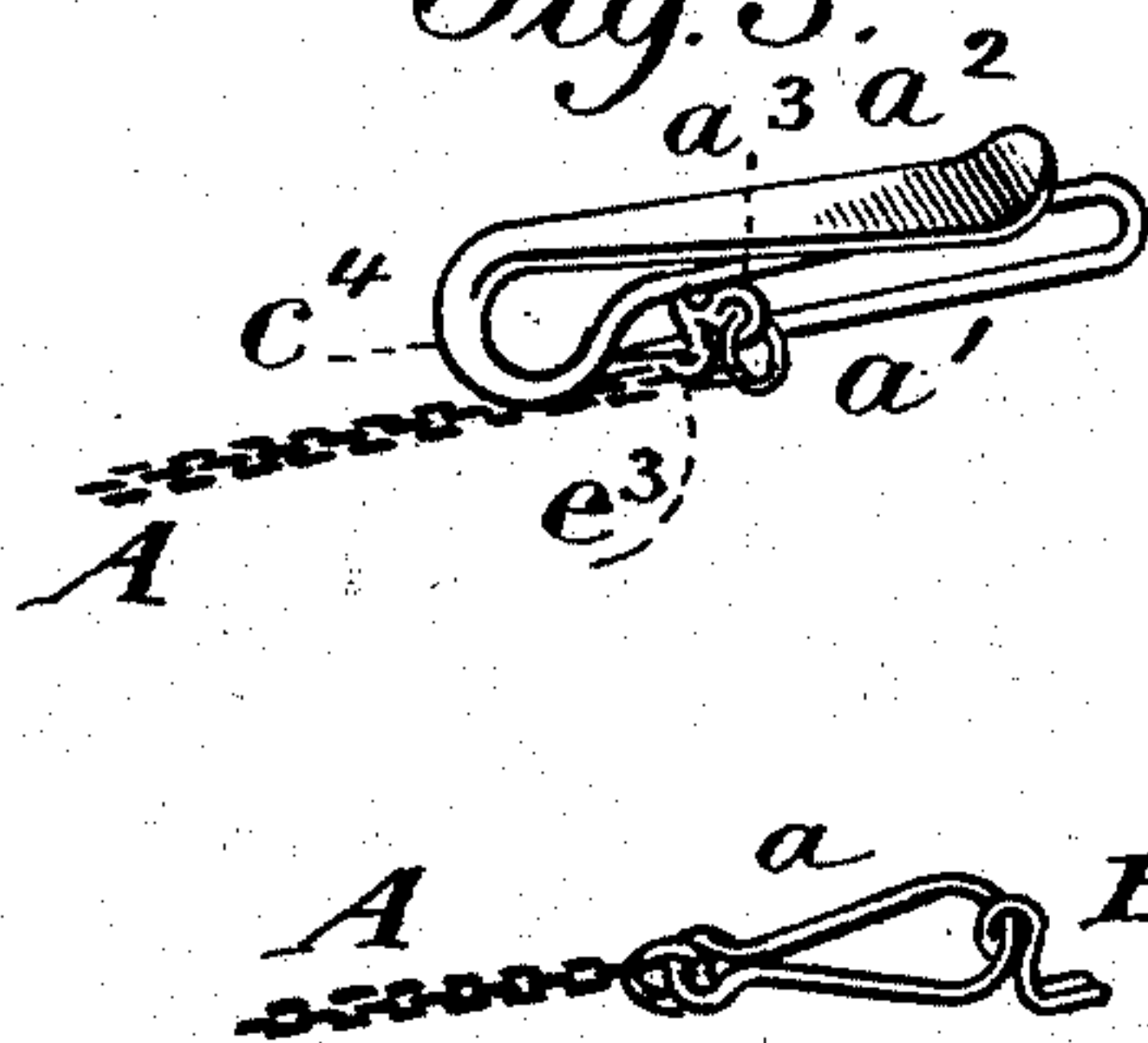


Fig. 3.



Witnesses.
A. Ruppert.
G. B. Towles.

Inventor.
Ellwood J. Fisher
Per
Thomas P. Simpson
att'y

UNITED STATES PATENT OFFICE.

ELWOOD JAMES FISHER, OF ATTLEBOROUGH, MASSACHUSETTS.

CARD FOR EYEGLASS-CHAINS.

SPECIFICATION forming part of Letters Patent No. 526,523, dated September 25, 1894.

Application filed February 16, 1894. Serial No. 500,411. (No model.)

To all whom it may concern:

Be it known that I, ELWOOD JAMES FISHER, a citizen of the United States, residing at Attleborough, in the county of Bristol and State of Massachusetts, have invented certain new and useful Improvements in Carding Eyeglass-Chains; and I do declare the following to be a full, clear, and exact description of the invention, such as will enable others skilled in the art to which it appertains to make and use the same, reference being had to the accompanying drawings, and to the letters and figures of reference marked thereon, which form a part of this specification.

The special object of the invention is to card eye glass chains in such a way as will save time and labor while they will be presented to the buyer in the most attractive form.

Figure 1 of the drawings is a plan view of the card with a chain secured thereto; Fig. 2, a detail perspective view of the card, and Fig. 3 a detail view of the chain.

In the drawings, A represents an eye glass chain having the loop a at one end and at the other, an integral pin and hook a' a^2 , the pin being bent to form two parallel arms to the upper one of which is attached an eye a^3 engaging an end-link on the end of chain.

B is an eyelet which straddles the end of loop a , passes through the card C and is clinched to the back of card by bending its ends toward each other until they lie flat side by side. This staple or eyelet B is located near one end of the card and to it the loop-end of the chain is fastened. The chain is first secured by the pin a' near one end of card and on one side thereof so that the curved portion c^4 will come in the slot a^4 and the pin-catch e^3 protrudes through said slot. The chain, being now firmly held at one end of the card, is carried in a straight line to the other end and around the tongue c^2 through the holes c^3 c^3 , one on each side. Next it is carried back to the middle of the first end and around the tongue d and through holes d' d' . Then back to the opposite side and end where

it is carried around the tongue e and through the side holes e' e' . Finally it is carried back to the end from which it started but to the opposite side, where the loop is secured by the staple B. It now presents the appearance of the letter W, as it lies on the card or oblong paper strip. The pair of holes, at the base and on each side of the tongues, constitute a very essential part of my invention and are productive of a very useful result because they allow the tongue to lie flat or in the same plane as the body of the card. Without them, the chain, running under the tongues, would cause them to stick up, mar the appearance of the cards, and, to a great extent, impair their utility.

By constructing the card with loop-staple, tongues cut from the card itself, a hole on each side of each tongue for the passage of the chain, and a slot for hook, and arranging these as shown, I make an advertising card which shows the chain to great advantage and so attractively that the sales are much increased thereby. The chains can also be quickly attached to and detached from the card while they are so securely held as never to work out of place. It also preserves its bright and attractive appearance of the chain for a long time as neither the card nor the chain are liable to become soiled, the cards being preferably kept in an oblong box F which the card snugly fits as illustrated in Fig. 1 of the drawings.

What I claim as new, and desire to protect by Letters Patent, is—

The described advertising card for eyeglass chains, formed of an oblong strip of stiff paper with the slot a^4 , loop staple and intermediate tongue at one end and two tongues near the corners of the other end, chainholes being made on each side of the base of all the tongues, as and for the purpose set forth.

In testimony whereof I affix my signature in presence of two witnesses.

ELWOOD JAMES FISHER.

Witnesses:

WM. DOUGHERTY,

WALTER O. WHIPPLE.