

(No Model.)

A. T. BOOTH.
WATER CLOSET.

No. 526,008.

Patented Sept. 11, 1894.

Frage: 1

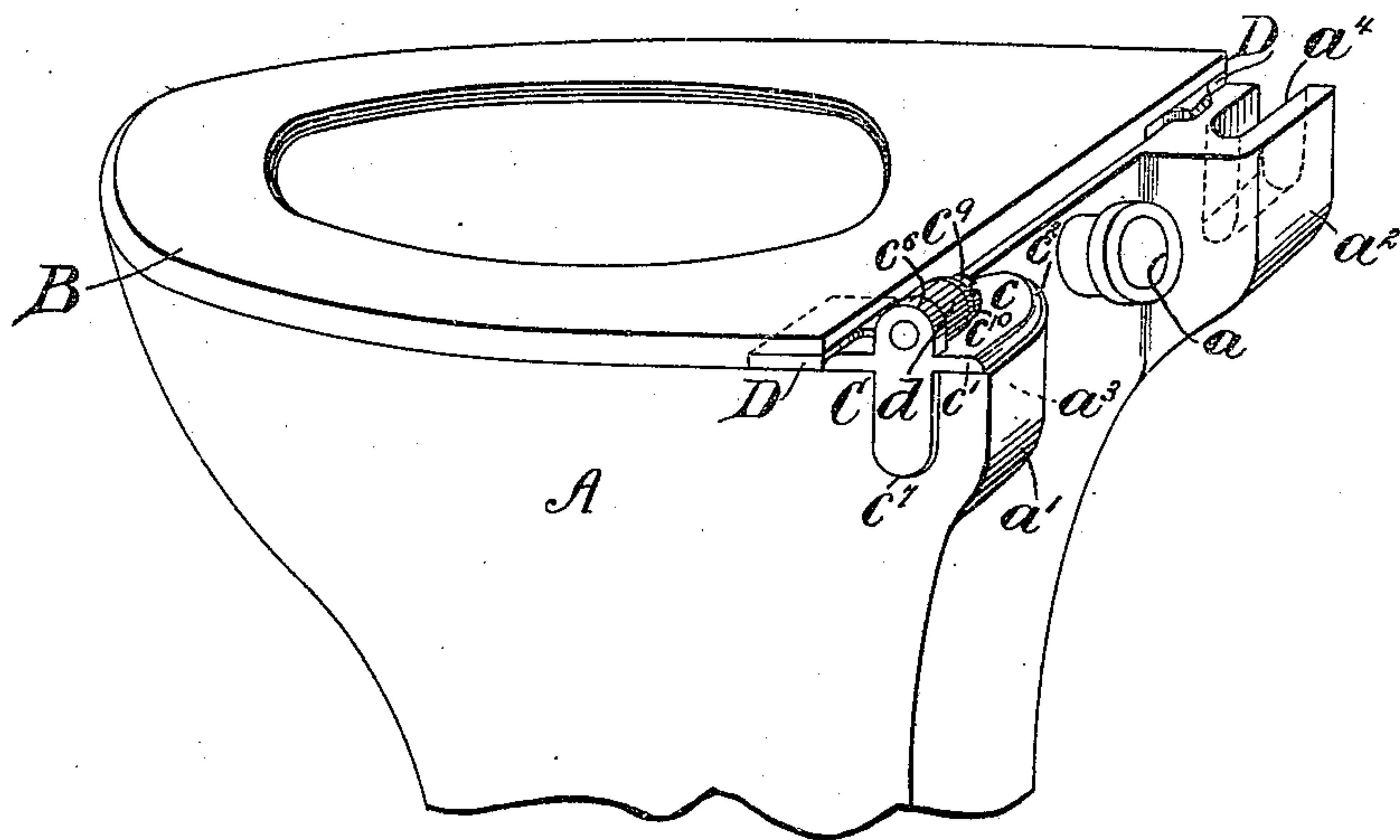


Fig: 2




Fig. 3

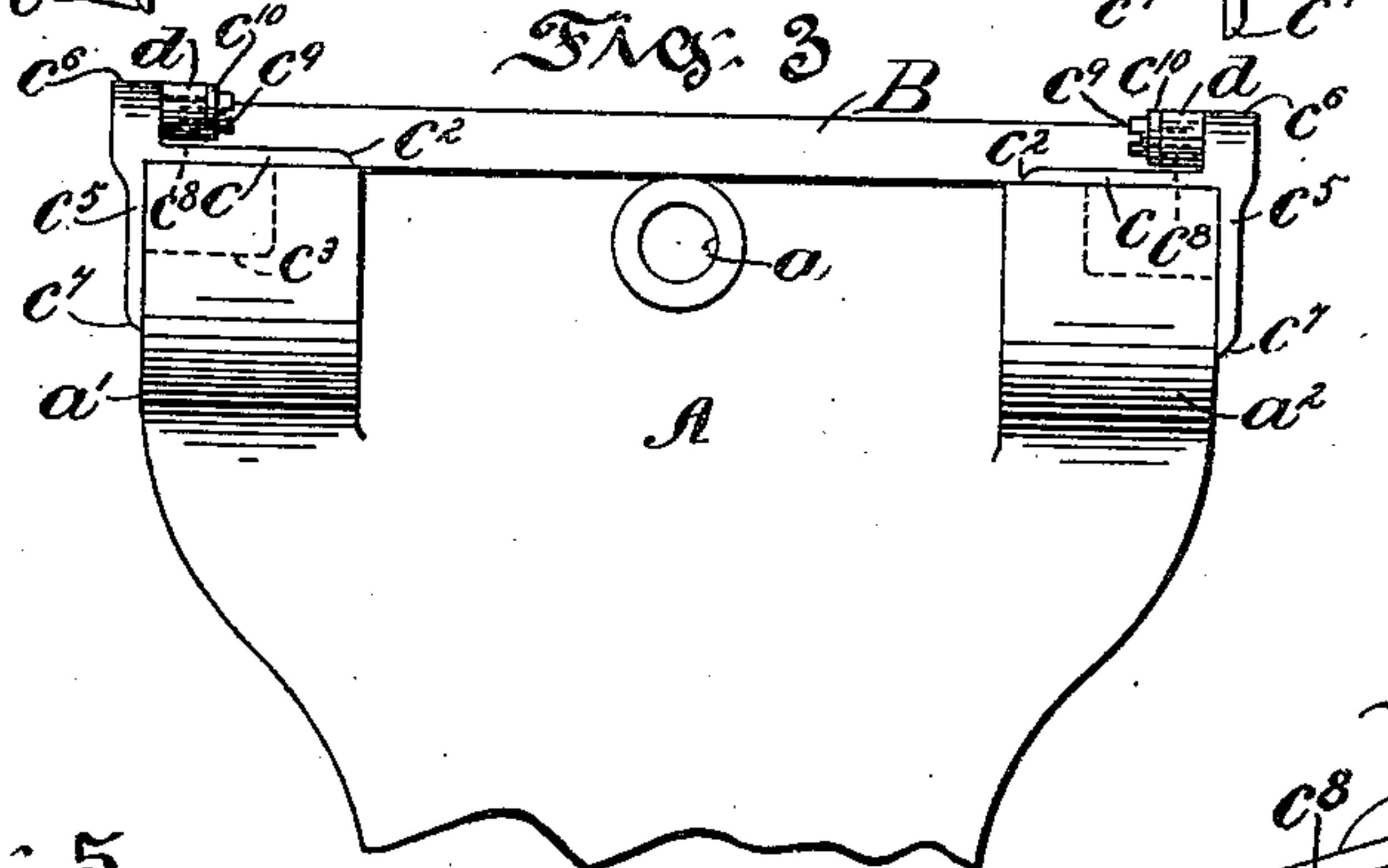
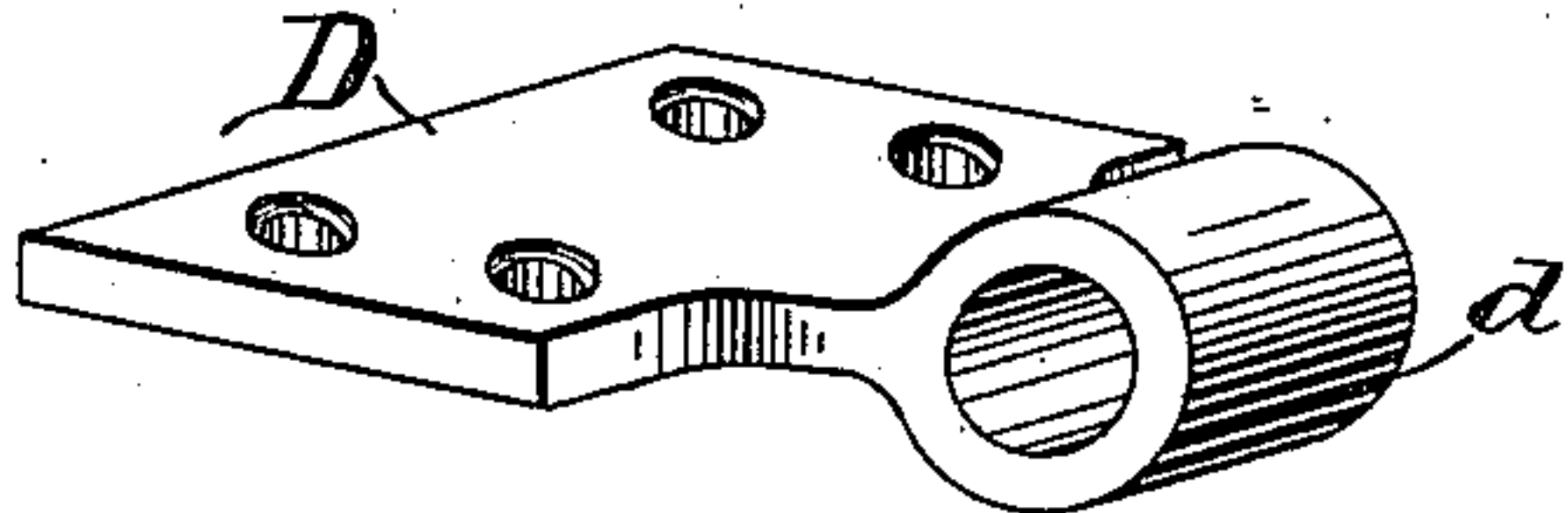
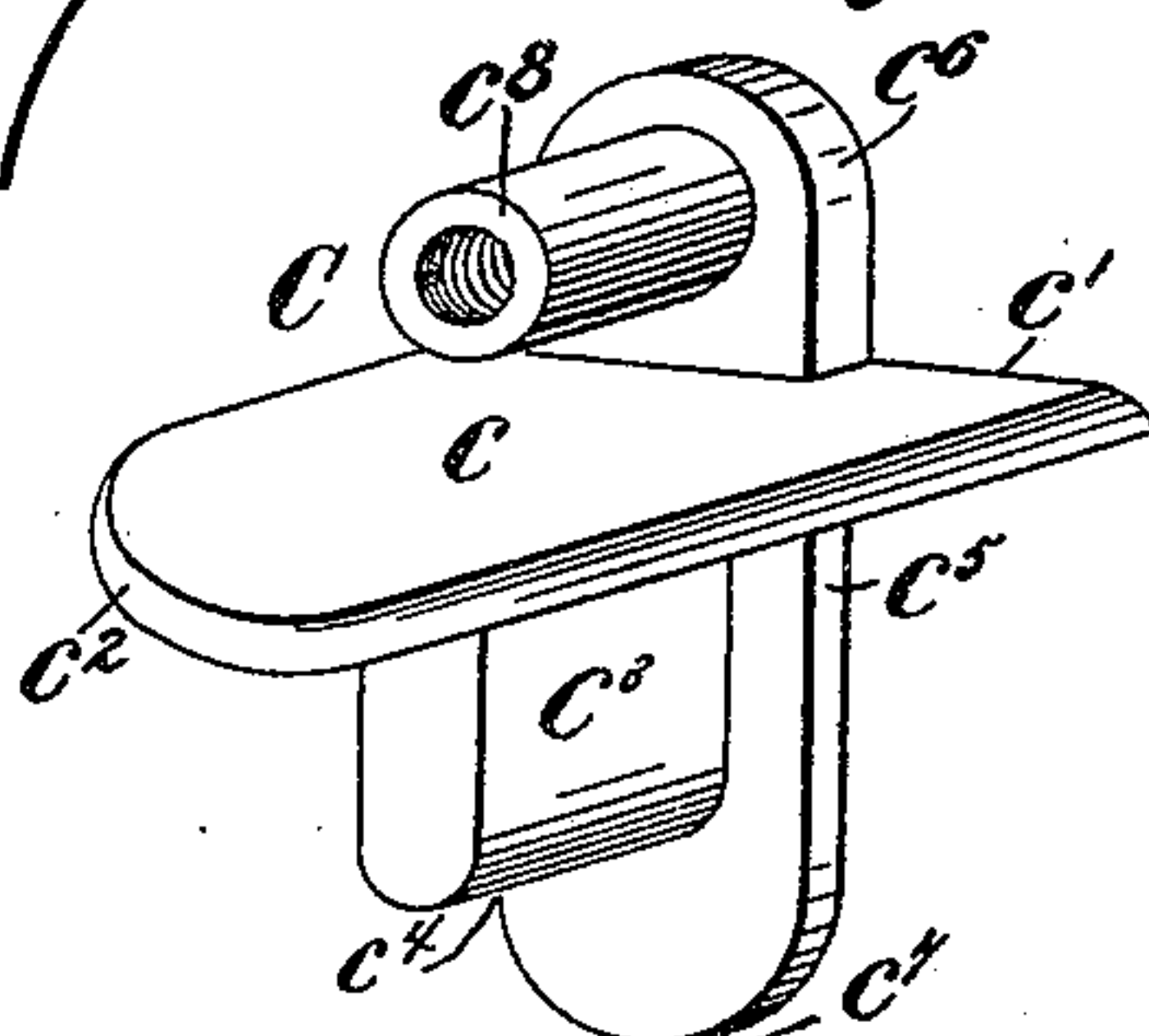


Fig. 5


$$\text{Fig. 4}$$


Witnesses:
Thomas M. Smith.
Richard C. Maxwell.

Inventor,
Alpheus T. Booth,
By J. Walter Angless
attorneys

UNITED STATES PATENT OFFICE

ALPHEUS T. BOOTH, OF PHILADELPHIA, PENNSYLVANIA, ASSIGNOR TO THE
HAINES, JONES & CADBURY COMPANY, OF SAME PLACE.

WATER-CLOSET.

SPECIFICATION forming part of Letters Patent No. 526,008, dated September 11, 1894.

Application filed February 16, 1894. Serial No. 500,335. (No model.)

To all whom it may concern:

Be it known that I, ALPHEUS T. BOOTH, a citizen of the United States, residing at the city of Philadelphia, in the county of Philadelphia and State of Pennsylvania, have invented certain new and useful Improvements in Water-Closets, of which the following is a specification.

My invention has relation to a water-closet provided with a detachable lid or seat; and it relates more particularly to the construction of the water-closet and arrangement of the lid or seat so as to be readily detached therefrom.

The principal objects of my invention are, first, to provide a water-closet bowl with end pockets or sockets for the reception of devices provided with pintles to which the lid or seat is in pivotal connection and so arranged as to permit of the ready detachment of the lid or seat therefrom in order to thoroughly cleanse the parts of the closet bowl and for other purposes; and, second, to provide a water-closet bowl with rear end pockets or sockets for the reception of detachable devices having tongues adapted to snugly fit the same and having strips for concealing said pockets or sockets and with lateral threaded pintles for supporting the hinged bearings of the lid or seat and held thereto by means of studs or screws secured into said pintles, whereby the lid or seat is held in required position against sidewise displacement and also for effective action in the use thereof, and as so arranged the lid or seat can be readily detached from the bowl for repairs in the event of a broken hinge or of the breaking of the supporting device therefor, without disturbing the bowl and the water connections thereof.

My invention stated in general terms, consists of a water-closet bowl provided with rear projections having pockets or sockets adapted for the reception of devices provided with pintles, tongues adapted to seat in said sockets or pockets and said pintles engaged by bearing plates of a lid or seat; and my invention further consists of the improvements hereinafter described and claimed.

The nature and general features of my invention will be more fully understood from the following description taken in connection

with the accompanying drawings forming part hereof, and in which—

Figure 1, is a perspective view of a water closet with rear end pockets or sockets and with a lid or seat detachably engaging therewith and embodying the features of my invention. Fig. 2, is an end view of the lid or cover with the hinged or pivotal bearings engaging pintles of devices adapted to seat in and with the rear end pockets or sockets of the water-closet bowl of Fig. 1. Fig. 3, is a similar view of the bowl and the lid or seat with the hinged or pivotal connections thereof in engagement with the devices detachably seating with the pockets or sockets of the bowl. Fig. 4, is a perspective view of one of the devices adapted to seat with a pocket or socket of the bowl and showing the general construction and arrangement thereof; and Fig. 5, is a similar view of one of the hinged bearings of the lid or seat adapted to engage with a pintle of the device of Fig. 4, of my invention.

Referring to the drawings, A is the water closet bowl provided with an inlet a , and with end projections a' and a^2 , having pockets or sockets a^3 and a^4 , formed therein of preferably the form illustrated in Fig. 1.

B, is the lid or seat arranged so as to conform to the shape or contour of the bowl A, and fitting the top edge thereof.

C, is a device comprising a top strip c , with a square end c' , and with a rounded end c^2 , and adapted to seat with the top surface of one of the projections a' or a^2 .

c^3 , is a depending tongue or strip disposed at or about midway in the width of the strip c , and having a rounded lower extremity c^4 , adapted to fit snugly a pocket or socket a^3 or a^4 , of the bowl A.

c^5 , is a vertical strip having round extremities c^6 and c^7 .

c^8 , is a hollow threaded pintle extending inwardly from the strip c^5 , and forming a post or support for the tubular bearing d , of a recessed perforated plate D, adapted to be secured to the underside of the lid or seat B, by means of screws or the like.

c^9 , is a screw and c^{10} , a washer mounted thereon and fitting against the end of each pintle so as to hold the bearing d , of each

plate D, to required position in connection with a pintle c^8 , when the screw or stud c^8 , is secured to place. For example, in the manner as fully illustrated in Figs. 2 and 3.

5 When the lid or seat B, has been secured to the hinged plates D, with the tubular bearings d , thereof in engagement with the pintles c^8 , of the devices C, the latter are then caused to engage in and with the pockets or
10 sockets a^3 and a^4 , of the water closet bowl A, as illustrated in Figs. 1 and 3, and the lid or seat may then be readily raised and lowered into contact with the top surface of the bowl; and when required the lid or seat may be re-
15 moved from the bowl by slightly raising the same and therewith will be detached the devices C, from their engagement with the pockets a^3 and a^4 , of the bowl, by reason of the fact that the lid or seat is pivotally con-
20 nected therewith through the bearings d , engaging the pintles c^8 , in order to permit by the removal of the parts above mentioned, the thorough cleansing of the bowl and parts

about the same without disturbing the inlet connection or the bowl, so that the closet can 25 be kept at all times in a thoroughly clean or sanitary condition.

Having thus described the nature and objects of my invention, what I claim as new, and desire to secure by Letters Patent, is— 30

A water closet bowl provided with end pockets or sockets, a lid or seat provided with hinged bearings, tongues provided with vertical and longitudinal supporting and concealing strips and pintles, and means for support- 35 ing the bearings of said lid or seat to the pintles of the tongues adapted to be detachably seated in the pockets or sockets of said bowl, substantially as and for the purposes set forth.

In testimony whereof I have hereunto set 40 my signature in the presence of two subscribing witnesses.

ALPHEUS T. BOOTH.

Witnesses:

THOMAS M. SMITH,

RICHARD C. MAXWELL.