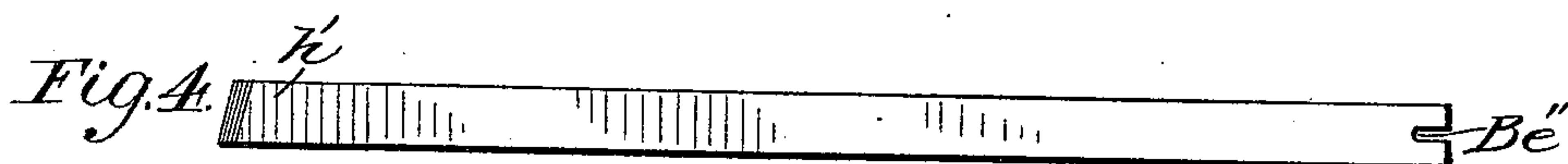
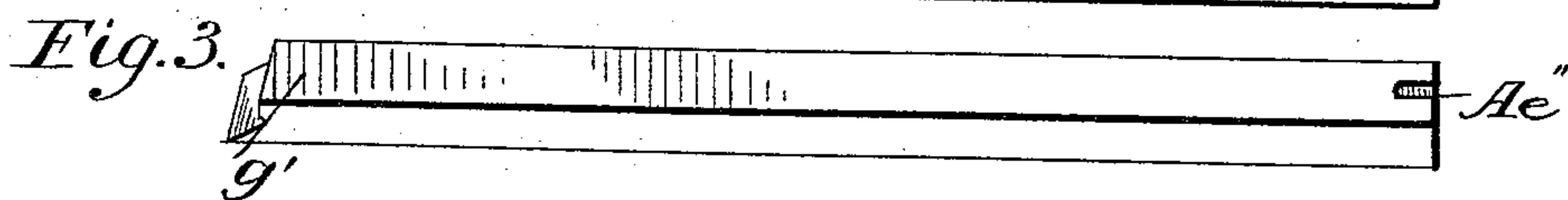
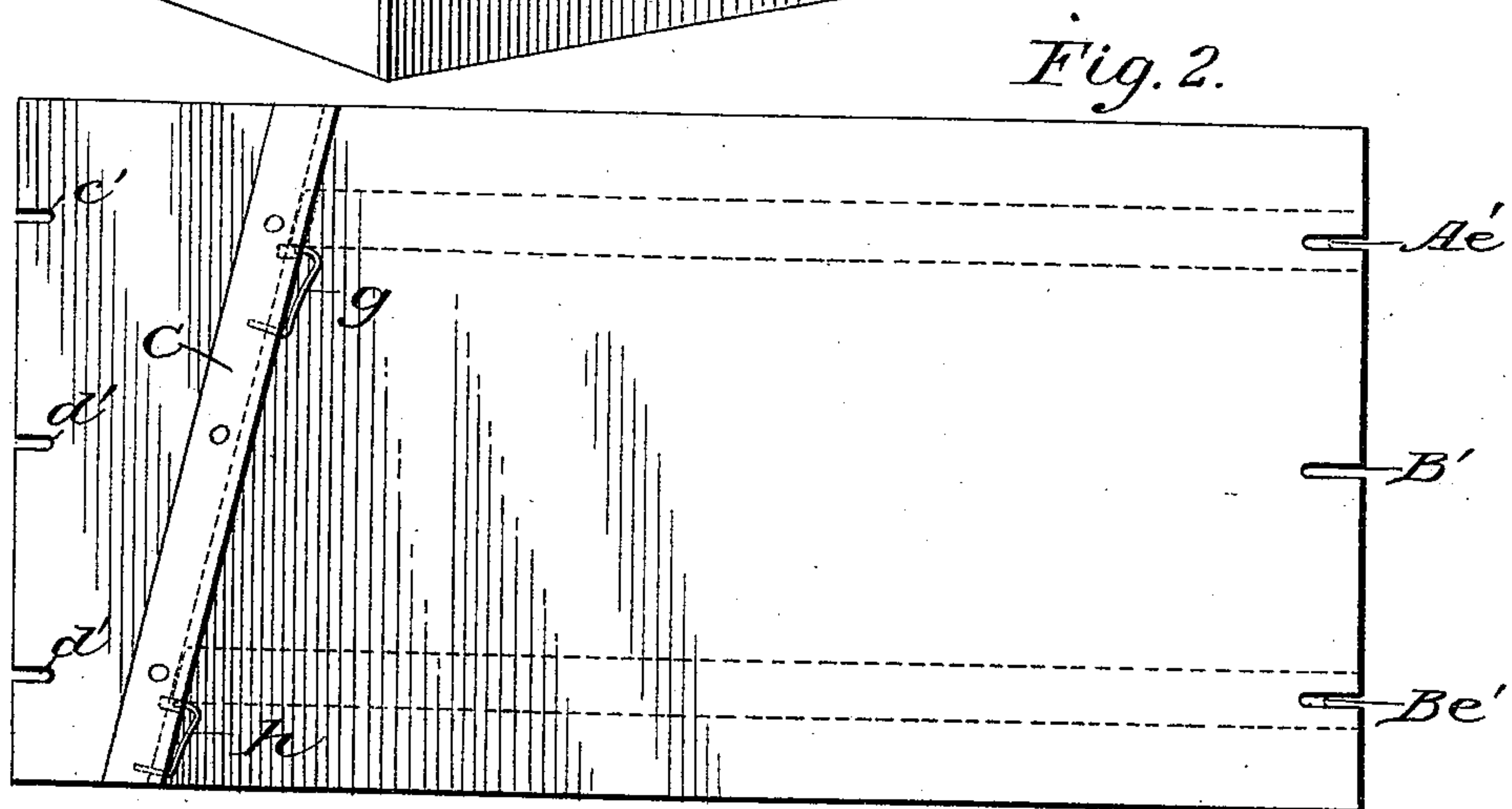
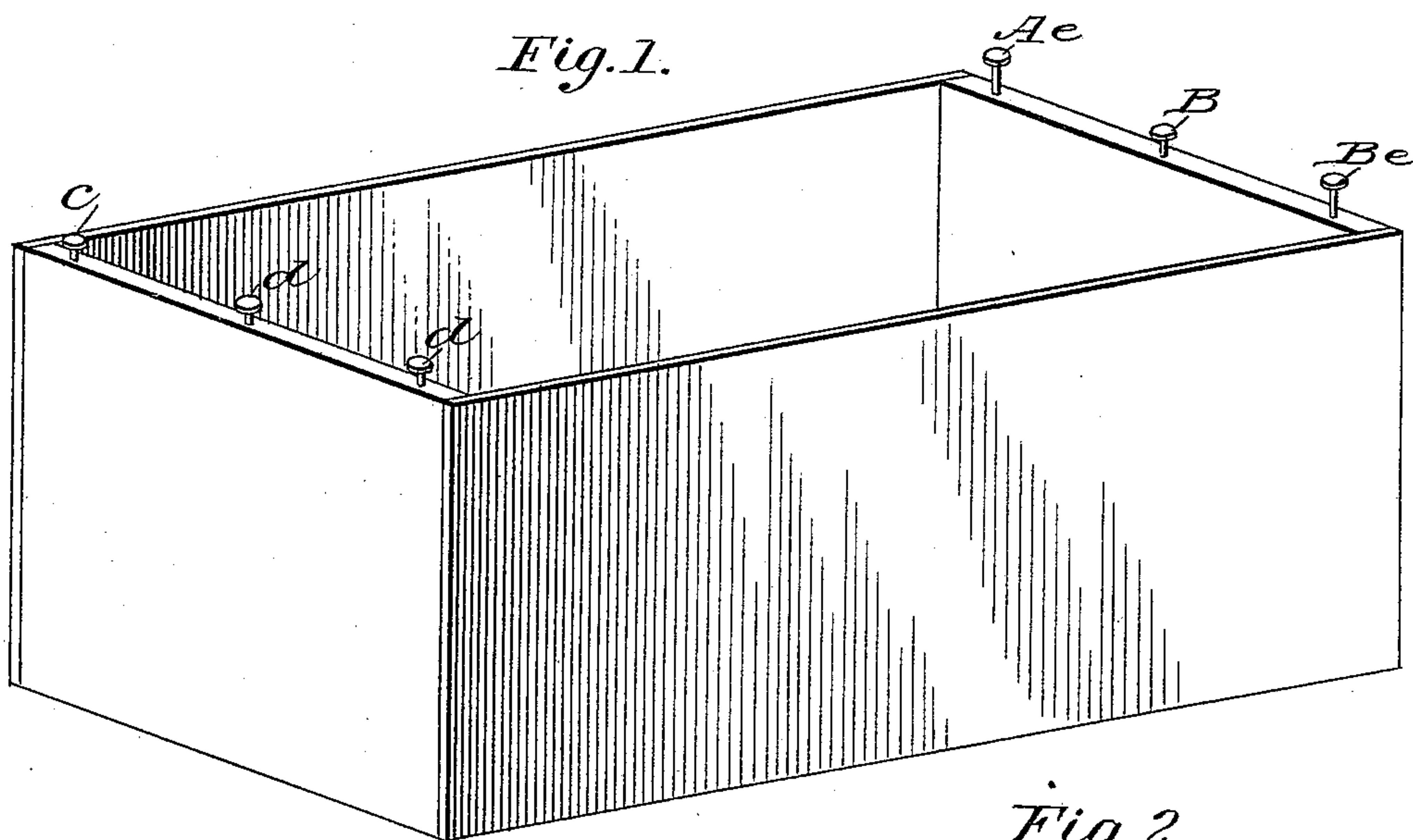


(Model.)

M. BACKSTROM.  
SHIPPING CRATE COVER, &c.

No. 526,004.

Patented Sept. 11, 1894.



Witnesses:

L. Limbong

L. Hattstrom

Inventor:

(Matt Backstrom)

# UNITED STATES PATENT OFFICE.

MATT BACKSTROM, OF AUSTIN, PENNSYLVANIA.

## SHIPPING-CRATE COVER, &c.

SPECIFICATION forming part of Letters Patent No. 526,004, dated September 11, 1894.

Application filed May 7, 1894. Serial No. 510,429. (Model.)

*To all whom it may concern:*

Be it known that I, MATT BACKSTROM, a citizen of the United States, residing at Austin, in the county of Potter and State of Pennsylvania, have invented a new and useful Shipping-Crate Cover and Devices for Fastening the Same, of which the following is a specification.

My invention relates to improvements in the adjustment and fastening of the covers of egg and berry crates used in the shipment of such merchandise; and the object of my device and improvement is to provide a neat and convenient crate cover, easily and quickly adjusted and solidly fastened, and which may be locked, unlocked, laid aside and preserved for further use without nailing, marring or breaking. I attain these objects by the devices illustrated in the accompanying drawings, in which—

Figure 1 represents an open box or crate of any required size or depth, with broad-headed nails or screws inserted perpendicularly in the end boards of the box, or crate, A<sup>e</sup>, B, B<sup>e</sup>, c, d, d,—A<sup>e</sup> and B<sup>e</sup> to be high enough to admit cover, with lock bars under the head, and B, c, d, d, just high enough to admit and hold cover firmly.

Fig. 2 is the cover mortised at A<sup>e'</sup>, B', B<sup>e'</sup>, c', d', d', to correspond to nails in crate, A<sup>e'</sup>, B', B<sup>e'</sup> deep enough to admit cover to slide

sufficiently to let cover at mortises c', d', d', go under nail heads c, d, d, in Fig. 1. C is a cleat screwed on the cover, slightly diagonal, and near the end c', d', d', beveled or rabbeted on inner edge under side. g, h, are wire springs, working like springs of umbrella handles.

Figs. 3 and 4 are lock bars; the ends A<sup>e''</sup>, B<sup>e''</sup>, to be inserted by mortise under nail heads A<sup>e</sup>, B<sup>e</sup> in Fig. 1 after the cover, Fig. 2, is in place. By a side movement of lock-bars sidewise at below the springs g, h, on cleat the beveled or tenoned ends of bars, g', h', slip above the springs which hold the bars in place, and the pressure upon the diagonal cleat holds the crate cover solidly in place.

I am aware that crate covers in a box form, with locks of various devices, upon the ends or sides, have long been in use; but

What I claim as my invention is—

The device for adjusting a flat cover to crates by means of mortises in ends of cover as shown in Fig. 2, and brads in Fig. 1, A<sup>e</sup> c, &c., and the firm locking in place of cover by means of lock-bars Figs. 3 and 4 in connection with beveled cleat, C and springs g, h.

MATT BACKSTROM.

Witnesses:

EDWARD HAUSSELT,  
JOHN O. SWANSON.