

(No Model.)

I. JOHNSON.
LATCHING DEVICE FOR DOUBLE DOORS.

No. 525,906.

Patented Sept. 11, 1894.

Fig. 1.

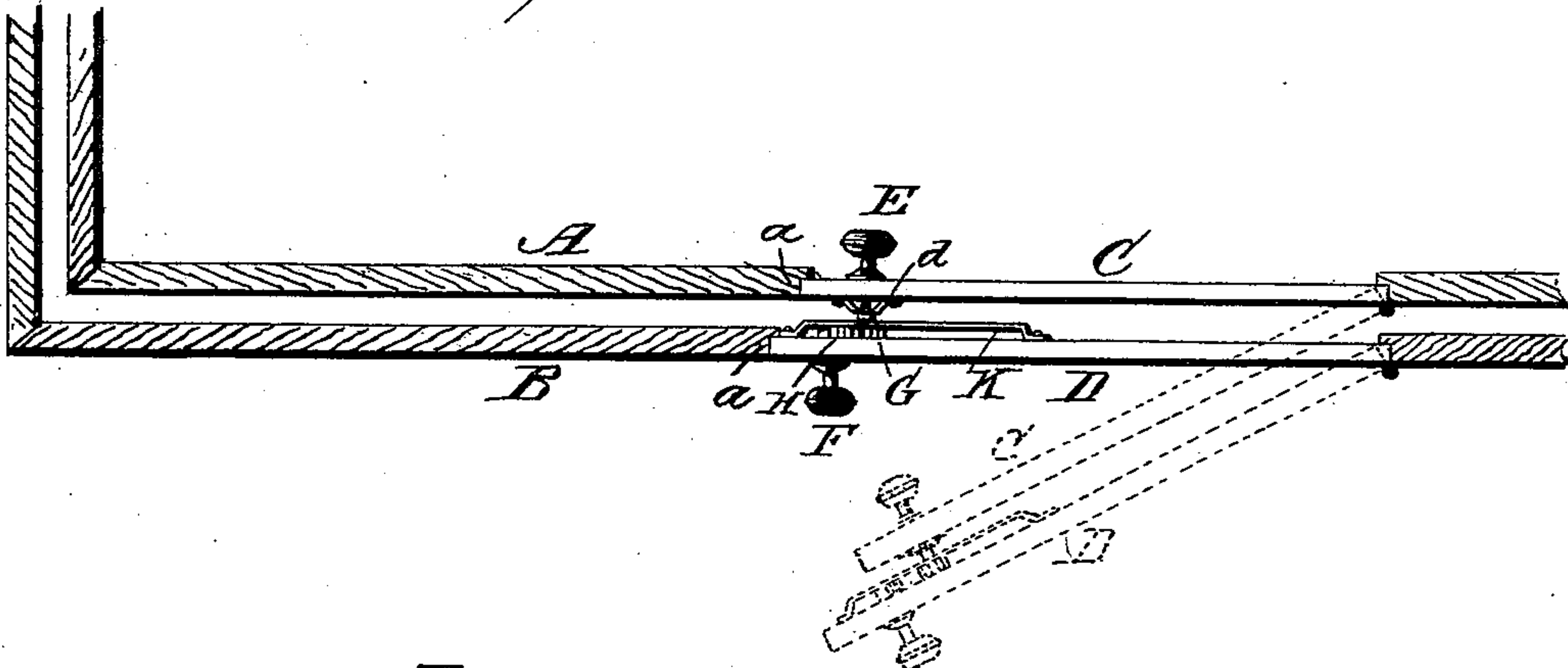


Fig. 2.

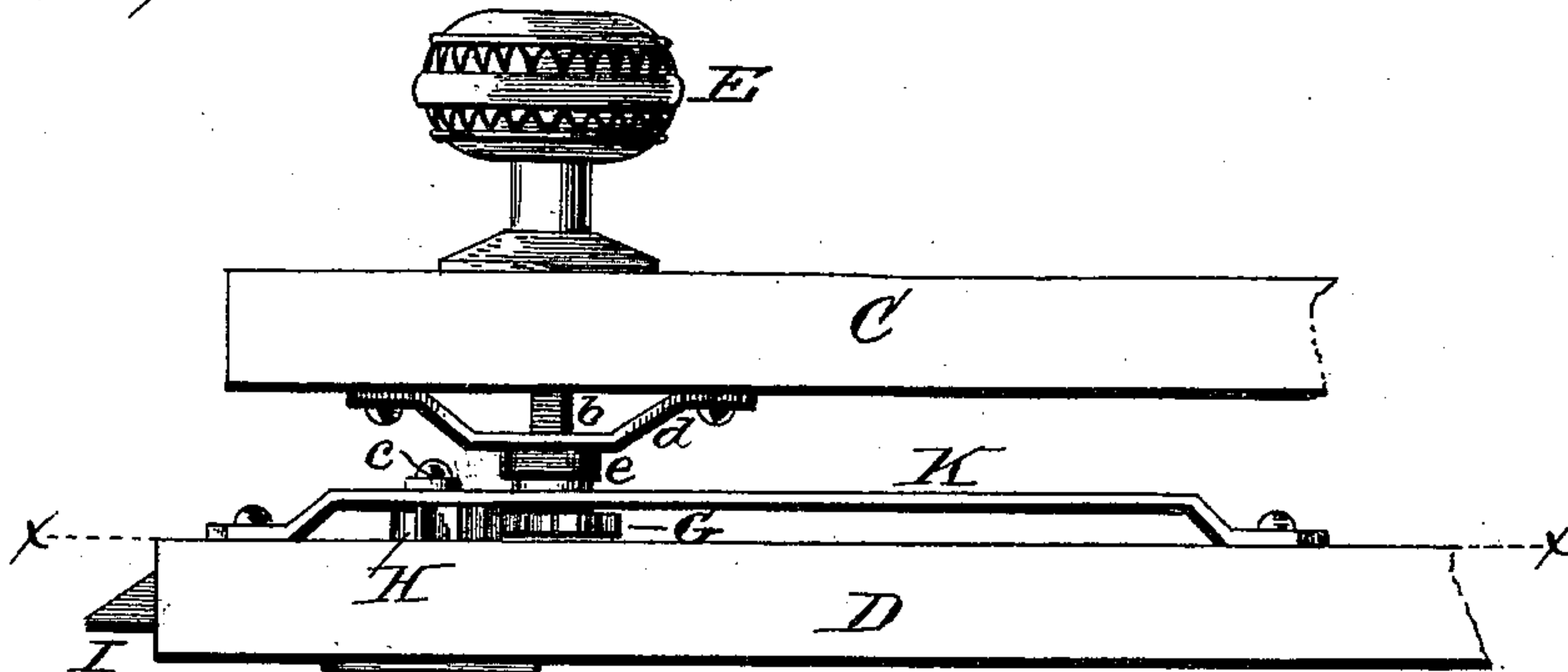
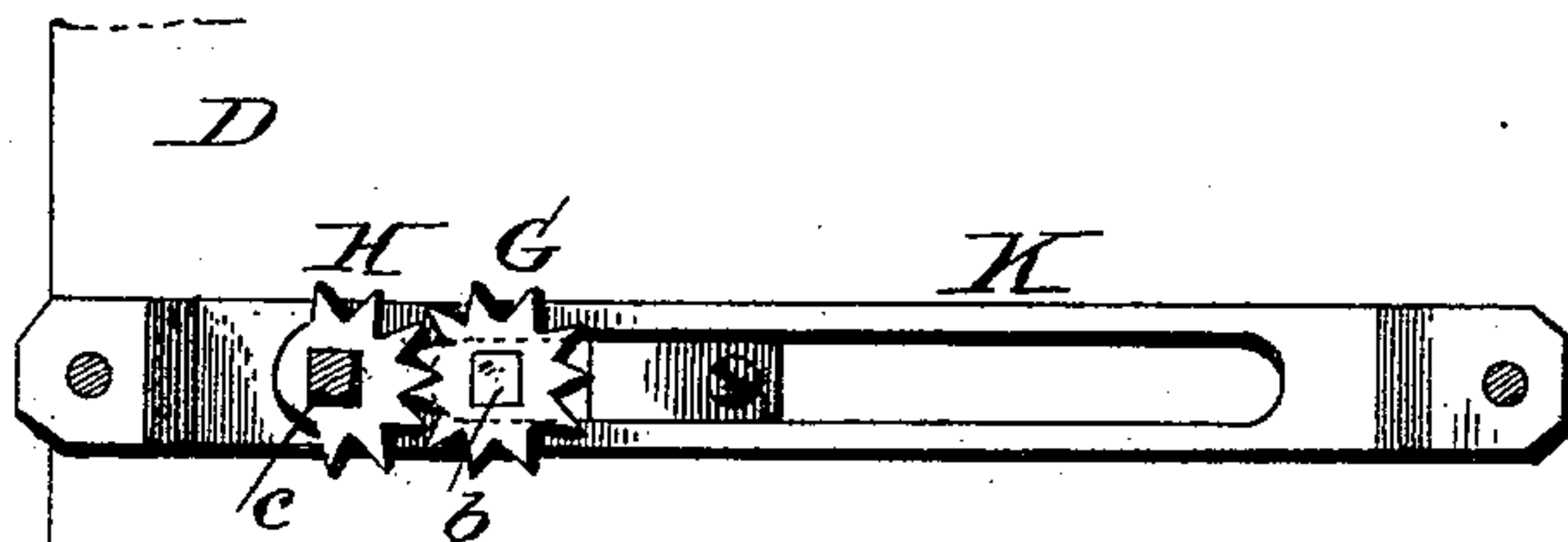


Fig. 3.



Witnesses
W. J. Williamson.
G. Goddard.

Inventor
Iphigeneus Johnson.
per Cha. W. Fowler.
Attorney.

UNITED STATES PATENT OFFICE.

IPHICLUS JOHNSON, OF PERU, INDIANA.

LATCHING DEVICE FOR DOUBLE DOORS.

SPECIFICATION forming part of Letters Patent No. 525,906, dated September 11, 1894.

Application filed June 26, 1894. Serial No. 515,722. (No model.)

To all whom it may concern:

Be it known that I, IPHICLUS JOHNSON, a citizen of the United States, residing at the city of Peru, in the county of Miami and State of Indiana, have invented certain new and useful Improvements in Latching Devices for Double Doors; and I do hereby declare that the following is a full, clear, and exact description of the same, reference being had to the annexed drawings, making a part of this specification, and to the letters of reference marked thereon.

The present invention has for its object to provide a simple and effective latching device to be used on double doors or for any other purpose to which such a device may be found useful, although particularly designed to be used in connection with the double doors in that class of compartments or booths constructed of an inner and outer wall to provide a dead air-space between them that will serve as a non-conductor of sound whereby any person talking within will not be heard by any one upon the outside of the booth or compartment, as in telephonic communications.

The invention consists in a latching device for attaching to double doors or for other purposes, whereby both the doors may be simultaneously opened or closed from the inside or outside in place of each door having to be opened or closed independently of each other, substantially as shown in the drawings and hereinafter described and claimed.

Figure 1 of the drawings represents a horizontal section showing the double walls of a compartment or booth and the double doors connected thereto, also my improved latching device connected to the doors, said doors being shown in dotted lines as partly open; Fig. 2, a detail plan view upon an enlarged scale of a portion of the doors and the latching device connected thereto; Fig. 3, a detail plan view of the slotted guide-plate and the pinions which are connected to the spindles of the knobs.

In the accompanying drawings A B represent the inner and outer walls respectively of a compartment or booth, showing the dead air space between them so as to serve as a non-conductor and exclude the sound therefrom. The compartment or booth is provided

with double doors C D which are hinged respectively to the walls A B, said walls having rabbeted edges *a* against which the edges of the doors are seated when closed, as shown in Fig. 1 of the drawings. The doors C D are provided with knobs D E respectively for operating them from the inside or from the outside of the compartment or booth as required. The knobs E F have spindles *b c* respectively and upon the inner ends of these spindles are suitable pinions G H which engage with each other when the doors are in a closed position, as shown in Figs. 2 and 3 of the drawings. The spindle *b* has its bearing in a suitable bracket *d* connected to the door C and the spindle *c* has its bearing in the end of a slotted guide-plate K secured to the inner side of the door D. The spindle *b* of the knob E extends through the slotted plate and both pinions are located between the plate and outer door, and the spindle *c* engages with the bolt I of a suitable door-latch which may be of the usual construction. A suitable washer *e* upon the spindle *b* is located between the bracket *d* and slotted guide-plate K.

When it is desired to open the door from the inside of the compartment or booth, the knob E is turned and through the medium of the pinions G H the spindle *c* will be turned and the latch-bolt I drawn, when the doors may be simultaneously opened. The doors being independently hinged to the respective walls of the compartment or booth, it is necessary that the inner door should move independently of the outer door, and to enable this movement of the door the slotted guide-plate is provided. When the doors are being opened the independent movement of the inner door will disengage the pinions, as shown in dotted lines, Fig. 1 of the drawings.

The slotted plate K forms a guide for the spindle *b* both in closing and opening the doors so that the pinion G will be brought into position to engage with the pinion H whenever the doors are in a closed position.

The employment of the latching device herein described removes the necessity of opening and closing the doors independently of each other as in the double doors heretofore in use.

There may be various changes or modifica-

tions made in the details of construction without departing from the principle of my invention, and any such changes as would come within ordinary mechanical skill I reserve the right to make without departing from the essential features of the invention.

Having now fully described my invention, what I claim as new, and desire to secure by Letters Patent, is—

- 10 1. A latching device for double doors, consisting of two independently operating knobs and suitable pinions for connecting the spindles with each other, and a suitable latch-bolt connecting with one of the spindles, substantially as and for the purpose set forth.

2. A latching device for double doors, consisting of two knobs having independently operating spindles, pinions upon the ends of the spindles and adapted to engage with each other, a slotted guide plate for one of the spindles, and a latch bolt for the other spindle, substantially as and for the purpose described.

In testimony that I claim the above I have hereunto subscribed my name in the presence of two witnesses.

IPHICLUS JOHNSON.

Witnesses:

JAMES M. BROWN,
CHARLES R. COX.