

(No Model.)

H. WHITESIDE.  
SOFA BED.

No. 525,436.

Patented Sept. 4, 1894.

Fig. 1.

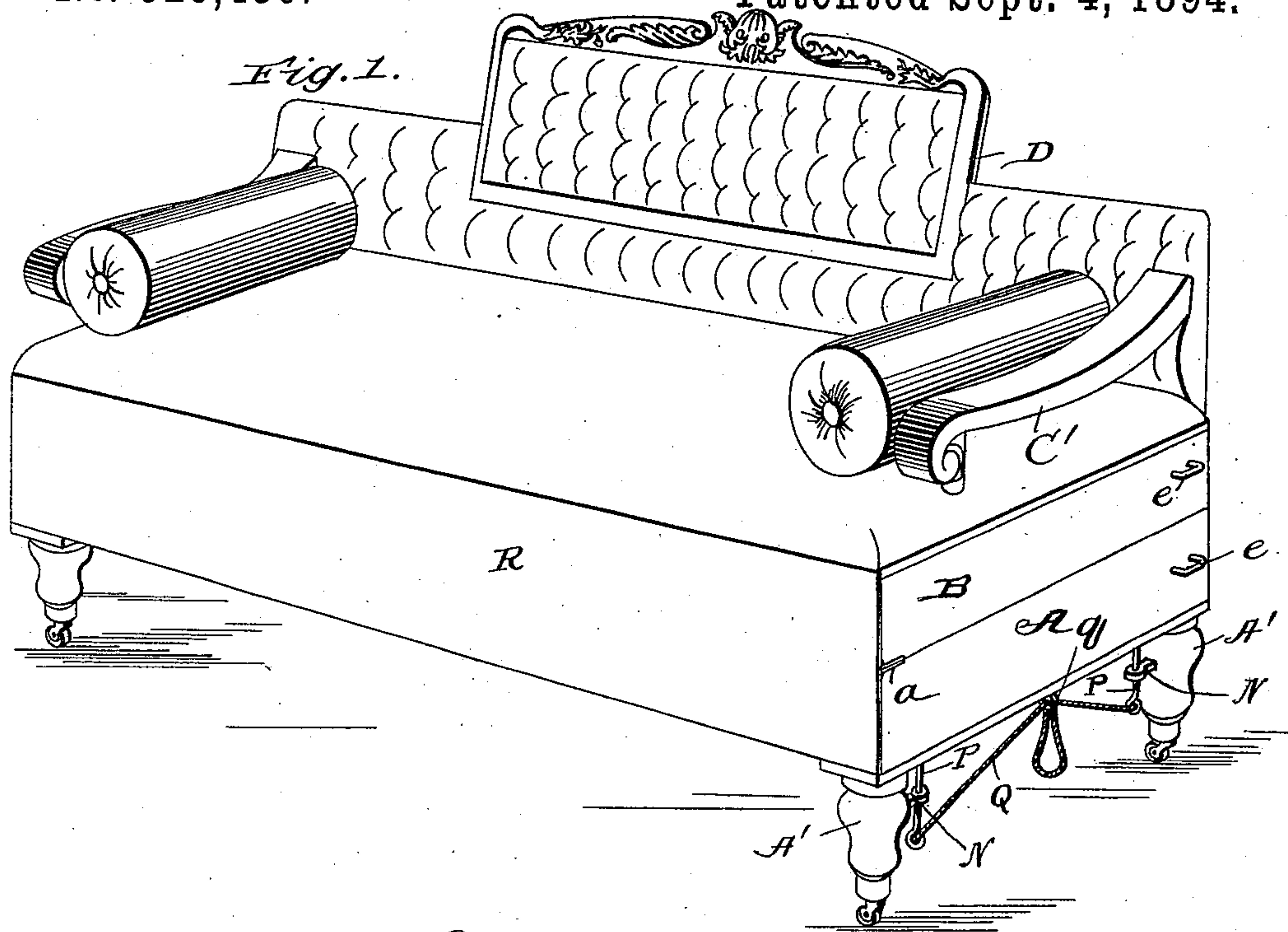


Fig. 2.

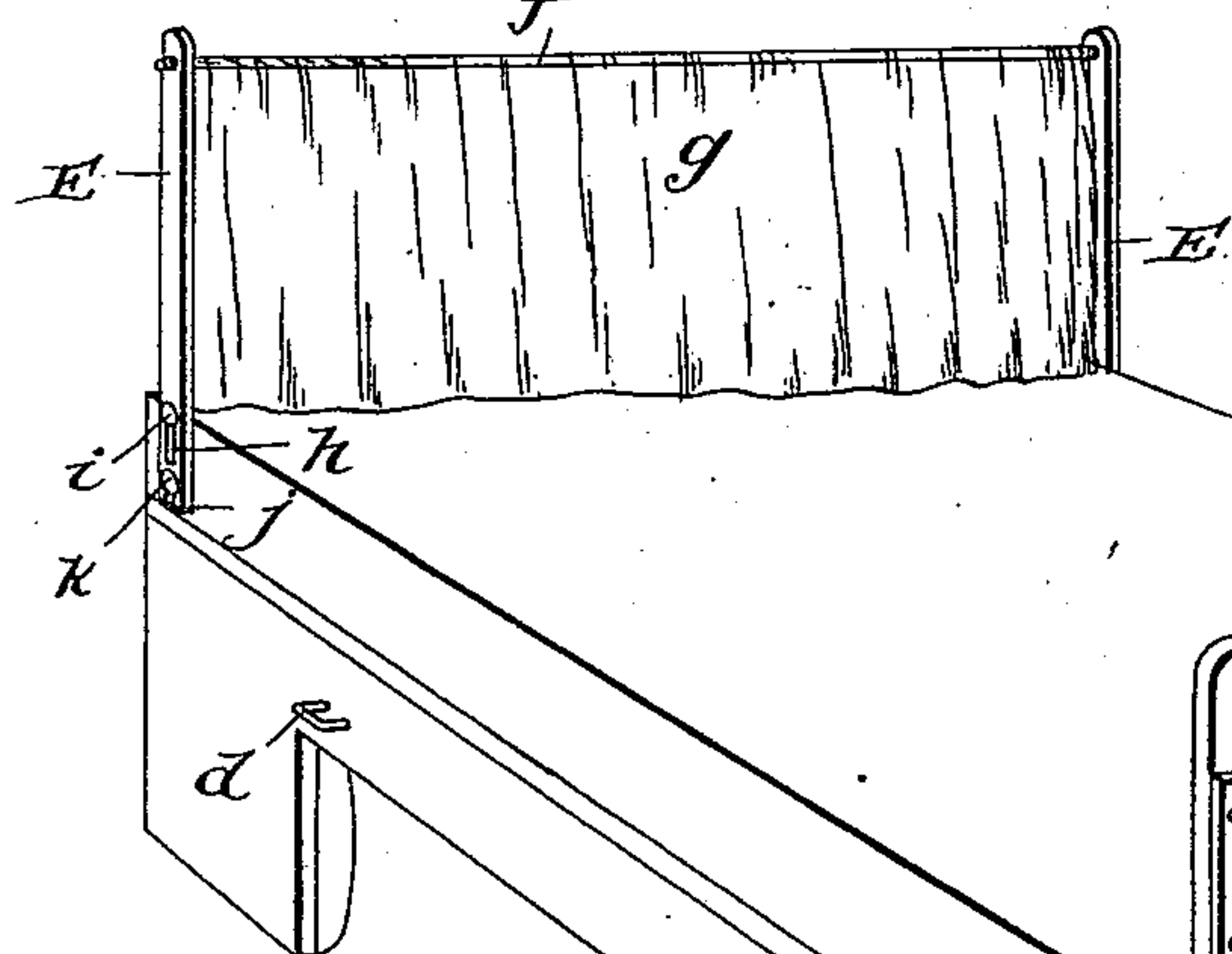


Fig. 4.

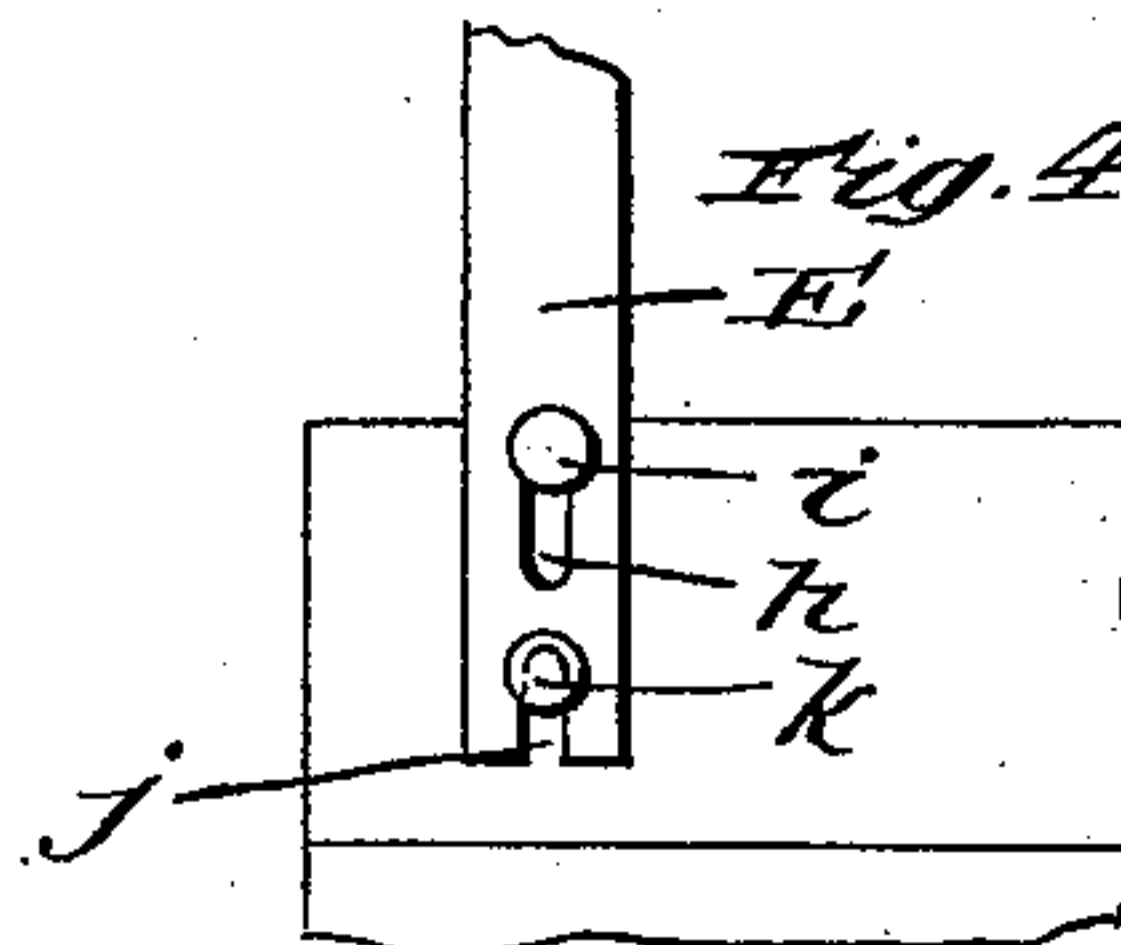
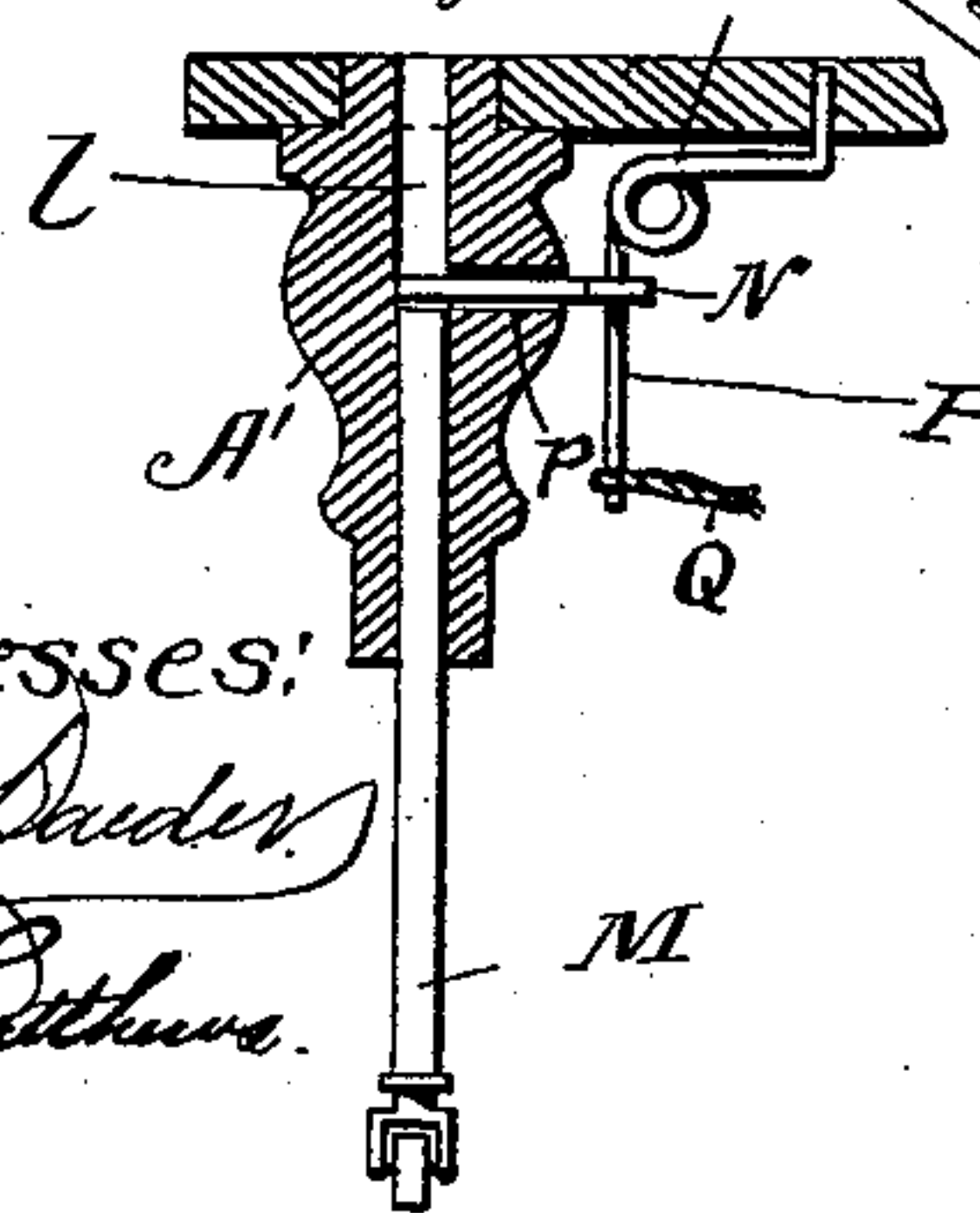


Fig. 3.



witnesses:

*C. A. Pauder*  
*N. H. Butcher*

Inventor

BY *H. Whiteside*  
*James J. Sheehy*  
Attorney



# UNITED STATES PATENT OFFICE.

HENRY WHITESIDE, OF SUSSEX, CANADA.

## SOFA-BED.

SPECIFICATION forming part of Letters Patent No. 525,436, dated September 4, 1894.

Application filed December 30, 1893. Serial No. 495,273. (No model.)

*To all whom it may concern:*

Be it known that I, HENRY WHITESIDE, a subject of the Queen of Great Britain, residing at Sussex, in the county of Kings and Province of New Brunswick, Canada, have invented certain new and useful Improvements in Folding Bedsteads; and I do declare the following to be a full, clear, and exact description of the invention, such as will enable others skilled in the art to which it appertains to make and use the same.

My invention relates to improvements in that class of folding bedsteads known as sofa bedsteads; and it has for its general object to provide such a bedstead of a very cheap, simple and durable construction, and one which may be quickly and easily converted from a sofa into a bedstead and vice versa, and when folded up, will present an attractive appearance and take up no more room than an ordinary sofa.

Other objects and advantages will appear from the following description and claims, when taken in connection with the annexed drawings, in which—

Figure 1, is a perspective view illustrating my improved bedstead as folded up to form a sofa. Fig. 2, is a similar view illustrating the bedstead as unfolded or in its operative position. Fig. 3, is an enlarged detail section of one of the legs of the body section with the caster shank secured in its extended position, and Fig. 4, is an enlarged detail side elevation illustrating the manner in which the folding arms at the head of the bedstead are secured in their upright positions.

Referring by letter to said drawings:—A, indicates the body section of my improved bedstead which is preferably of a general rectangular form and is provided with legs as A; and B, indicates the laterally adjustable section which is connected by hinges *a*, or the like to the body section and is designed to rest on said body section to form the sofa seat as shown in Fig. 1, and at the side of the same to form a portion of the bed as shown in Fig. 2. The said section B, may be upholstered in any suitable manner to enhance the beauty of the sofa, and it is provided at its free edge with a back C, designed to rest on the floor and support it when in the position shown in Fig. 2, and is also preferably pro-

vided with arms as C', which serve to brace and strengthen the back.

D, indicates the removable section or piece of the sofa back, which is designed to rest in the recess *b*, of the back C, and is provided with depending straps or legs *c*, designed to engage the eyes *d*, on said back when the parts are in the position shown in Fig. 1. This section or piece D, is also designed and adapted when the bedstead is unfolded to serve as a foot board, in which case its depending straps or legs *c*, engage the eyes *e*, at the ends of the sections A, B, as shown in Fig. 2.

E, indicates the folding arms which together with the cord *f*, and the cloth *g*, serves to form a screen at the head of the bedstead to protect the sleeper from drafts, &c. These arms E, are provided at points adjacent to their lower ends with longitudinal slots *h*, for the passage of bolts *i*, which connect them to the outer rails of the sections A, B, and they are also provided in their lower ends with notches *j*, designed to engage the studs *k*, extending from the sides of the sections. By reason of this construction the arms may be fixed in their vertical positions by raising them so as to enable the notches *j*, in their lower ends to engage the studs *k*; and they may be readily disengaged from said studs by simply raising them and may then be swung downwardly alongside of the sections A, B, so that they will be out of sight when the said sections are folded up.

When the section B, is adjusted to the position shown in Fig. 2, it is necessary to raise the section A, and support it in the same plane as said section B. To this end I provide the legs A', of the section A, with central vertical bores *l*, and in the said bores I arrange the adjustable leg sections M, which are preferably provided with casters at their lower ends as shown. These adjustable leg sections M, are designed when the bedstead is in its folded position, to rest within the legs A', where they will be out of sight but when the bed is unfolded and the section A, is raised to the plane of the section B, said leg sections M, will be extended from the legs M, as shown in Figs. 2, and 3, and will be automatically locked in such a position by the bolts or pins N. The said pins or bolts N,



extend loosely through radial openings *p*, in the legs *A'*, at about the elevation illustrated and they are connected at their outer ends to springs *P*, which serve to press them toward the center of the legs *A'*, and cause them to assume a position above the leg sections *M*, when the same are extended, as better shown in Fig. 3.

In order that the bolts or pins *N*, may be readily withdrawn to permit of the section *A*, being lowered to the position shown in Fig. 1, I provide the cords *Q*, at the opposite ends of the section *A*. These cords are respectively passed through an eye *q*, on the section *A*, and they have their ends connected to the free ends of the springs *P*, whereby it will be seen that when the middle portion of the cord is drawn, the bolts or pins *N*, will be drawn outwardly so as to permit of the leg sections *M*, being sheathed in the legs *A'*.

In the practice of the invention I prefer to arrange a cloth as *R*, over the forward sides of the sections *A*, *B*, so as to hide the connection between the same when they are folded up, but I do not desire to be understood as confining myself to the use of such cloth as its employment is only preferable.

It will be seen from the foregoing description and the drawings that while very cheap and simple, my improved bedstead makes a very comfortable bed when unfolded as shown in Fig. 2, and a sofa of neat appearance, and one which takes up but little room when folded as shown in Fig. 1.

I have in some respects specifically described the construction and relative arrangement of the several parts of my improved bedstead in order to impart a full and exact understanding of the same, but I do not desire to be understood as confining myself to such construction and arrangement as such changes or modifications may be made in practice as fairly fall within the scope of the invention.

Having described my invention, what I claim is—

1. A sofa bedstead comprising the body section *A*, having an eye *e*, at one end and eyes *q*, at its opposite ends, the legs *A'*, depending from its four corners and having vertical bores and radial bores communicating with the vertical bores, and adjustable sections *M*, arranged in the vertical bores of the legs, the spring-pressed bolts or pins extending through the radial bores of the legs and adapted to hold the sections *M*, in their extended position, and cords passed through the eyes *q*, and connected with the spring pressed bolts, the adjustable section *B*, connected in a hinged manner to the section *A*, and having an eye *e*, at one end and also having the back *C*, provided with a recess *b*, and with eyes *d*, and the piece or section *D*, having the depending legs or straps adapted to engage the eyes *d*, of the back when the bedstead is folded and also adapted to engage the eyes *e*, of the sections *A*, *B*, when the bedstead is unfolded, all substantially as specified.

2. A sofa bedstead comprising a body section having eyes *q*, at its opposite ends, the legs *A'*, depending from the four corners of the body section and having vertical bores and radial bores communicating with the vertical bores, the adjustable sections *M*, arranged in the bores of the legs, the spring-pressed bolts or pins extending through the radial bores of the legs and adapted to hold the sections *M*, in their extended position, and cords passed through the eyes *q*, and having their ends connected with the spring-pressed bolts, all substantially as specified.

In testimony whereof I affix my signature in presence of two witnesses.

HENRY WHITESIDE.

Witnesses:

MARTHA WHITESIDE,  
GEORGE JEFFRIES.