

(No Model.)

J. WITTE, Jr.
PAPER BOX.

No. 525,378.

Patented Sept. 4, 1894.

Fig. 1.

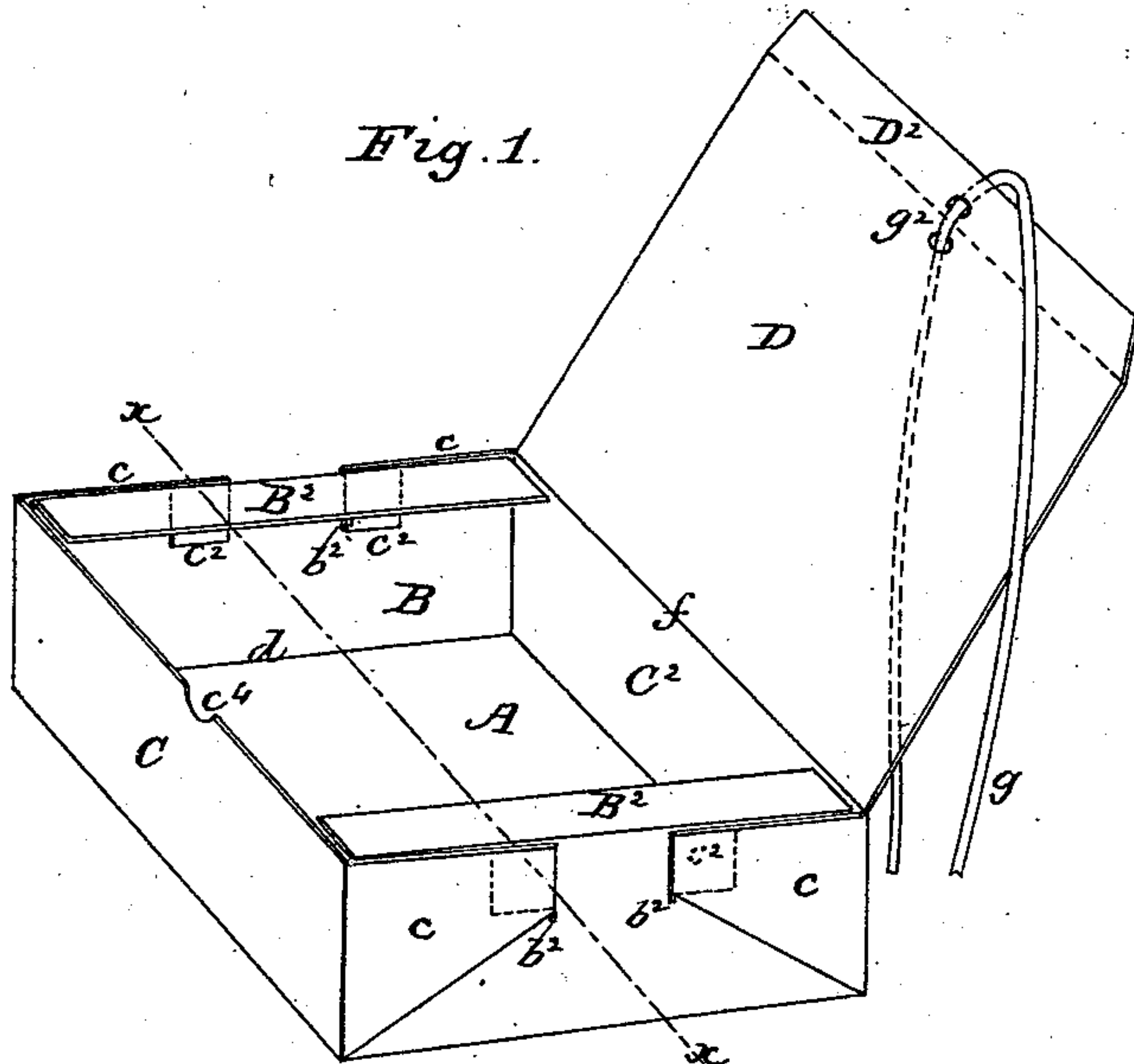


Fig. 2.


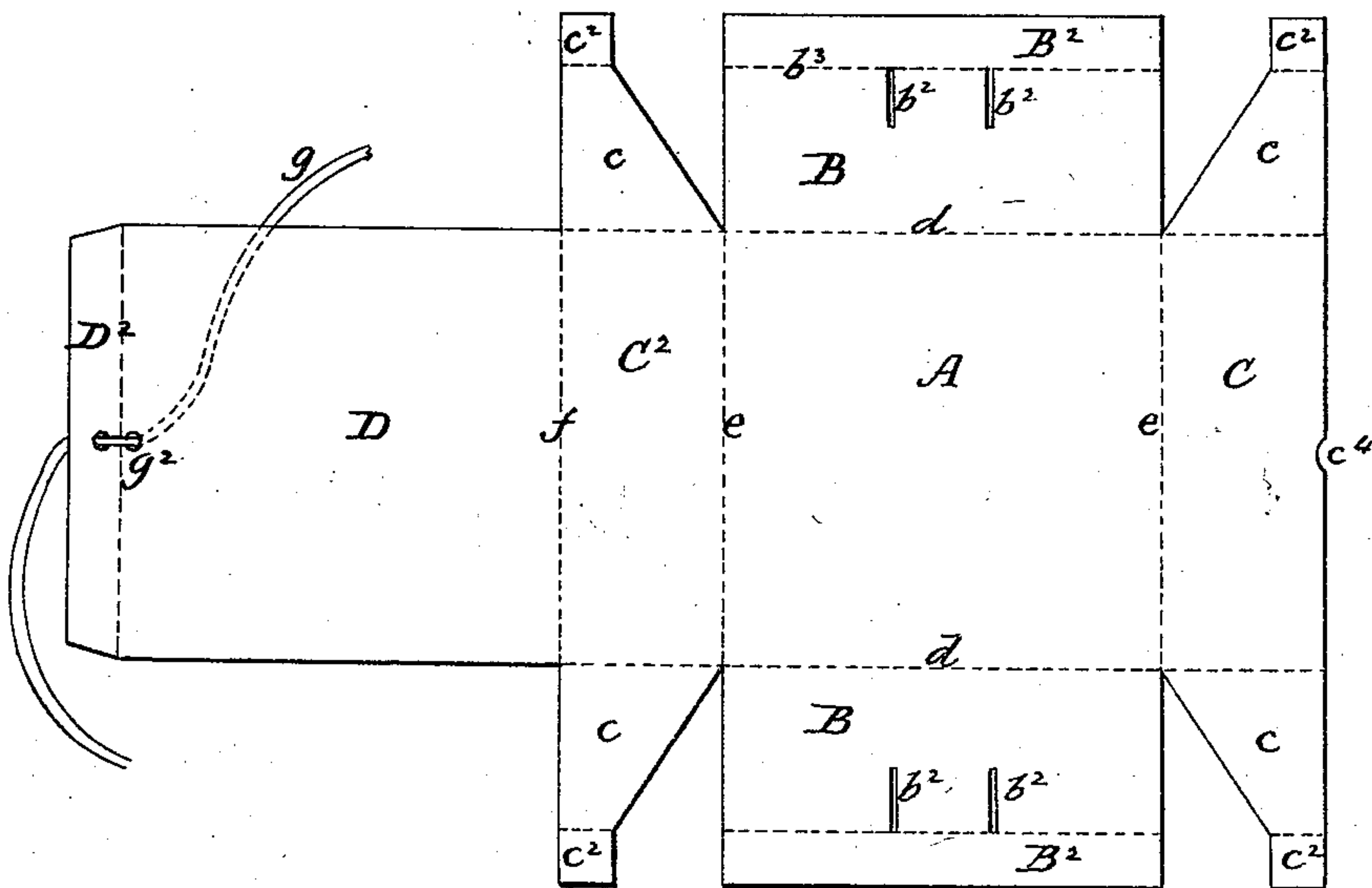


Fig. 3.



WITNESSES

L. D. Henrichs
A. B. Degges

INVENTOR

Joseph Witte Jr.
by E. E. Masson, Attorney.

UNITED STATES PATENT OFFICE.

JOSEPH WITTE, JR., OF NEW BRUNSWICK, NEW JERSEY.

PAPER BOX.

SPECIFICATION forming part of Letters Patent No. 525,378, dated September 4, 1894.

Application filed June 13, 1894. Serial No. 514,381. (No model.)

To all whom it may concern:

Be it known that I, JOSEPH WITTE, Jr., a citizen of the United States, residing at New Brunswick, in the county of Middlesex, State of New Jersey, have invented certain new and useful Improvements in Paper Boxes, of which the following is a specification, reference being had therein to the accompanying drawings.

10 This invention relates to paper or card-board boxes cut in the form of a blank with various flaps which may be folded to form a box open at the top, and a cover for said top; and the objects of my improvement are to
15 provide two of the sides of a box of this class with flaps to overhang the interior of the box, and with vertical slots, and the other two sides with tapering flaps, each provided with a tongue to enter said vertical slots and
20 be doubled within the box against the slotted flaps, said tongues being thus locked by the contents of the box pressing against them, the cover being retained by a piece of tape secured thereto and adapted to encircle
25 the box. I attain these objects by the construction illustrated in the accompanying drawings, in which—

Figure 1 is a perspective view of a box constructed in accordance with my invention, the cover being shown turned up. Fig. 2 is a transverse vertical section on line xx of Fig. 1 with one of the tongues inserted straight through one of the vertically slotted sides and the other tongue additionally folded
35 against the inner surface of the opposite side. Fig. 3 is a plan of the blank with the box-cover fastening-tape secured thereto.

To produce the box the blank shown in Fig. 3 is first cut out of a piece of suitable
40 paper or card-board. This blank has a rectangular central portion A to constitute the bottom of the box. On two of the sides of said portion A there are extensions B to constitute two of the sides of the box, the blank
45 being creased for that purpose on lines d . On the other two sides of the portion A there are extensions C and C^2 to constitute the other two sides of the box, the blank being creased for that purpose on line e . Said

extensions C and C^2 are provided at their 50 ends with tapering flaps c having at the end of said taper a rectangular tongue c^2 , the latter being intended to be inserted in slots b^2 made in the extensions or sides B of the box, said slots being at right angle to the creased 55 line d , and consequently vertically in said sides B after the latter have been turned up to give form to the box. Said sides or extensions B are longer than the height intended to be given to the box, and have beyond said height a flap B^2 that is to be bent 60 inwardly over the contents of the box on a crease line b^3 parallel with the crease line d . The edge of each flap B^2 can have lace paper attached thereto to extend over a portion of 65 the contents of the box and thus improve its appearance.

On one side of the extension or side C^2 of the box is formed the cover D of the box, the blank being creased for this purpose on the 70 line f parallel with the crease line e . Said cover is provided with a flap D^2 to be received within the front C of the box. A suitable length of tape g is passed through perforations g^2 formed on each side of the 75 creased line of the flap D^2 , and is adapted to fasten the cover to the box, the front side C of the box having a notch c^4 in its upper edge to permit the tape to issue from the front of 80 the box and be tied tightly around the latter. Said tape may also be tied loosely and be used as a handle for the box.

By having the slots b^2 vertically in the sides B of the box, and tapering flaps c each provided with a tongue c^2 on the end thereof, 85 said tongues are received in the slots b under the flaps B^2 , are hidden under the latter and after having been bent against the inner face of the sides B^2 are retained in that position by the goods placed in the box. 90

Having now fully described my invention, I claim—

A homogeneous paper box having a rectangular bottom A, two sides B having vertical slots b^2 therein, and flaps B^2 beyond said 95 slots to overhang the interior of the box, two sides C and C^2 having tapering flaps c , each provided with a tongue c^2 at the small end

thereof, received within the slots b^2 and bent
against the inner face of the sides B under
the flaps B^2 , with a cover D contiguous to the
side C^2 and having a flap D^2 the configura-
5 tion of the flaps and location of the tongue-
receiving slots being as shown and described
for the purposes set forth.

In testimony whereof I affix my signature in
presence of two witnesses.

JOSEPH WITTE, JR.

Witnesses:

JOHN T. E. CONOVER,
F. C. NODINE.