

(No Model.)

D. C. HARRISON.  
DEVICE FOR PROTECTING AND PREVENTING REUSE OF REVENUE  
STAMPS, &c.

No. 525,267.

Patented Aug. 28, 1894.

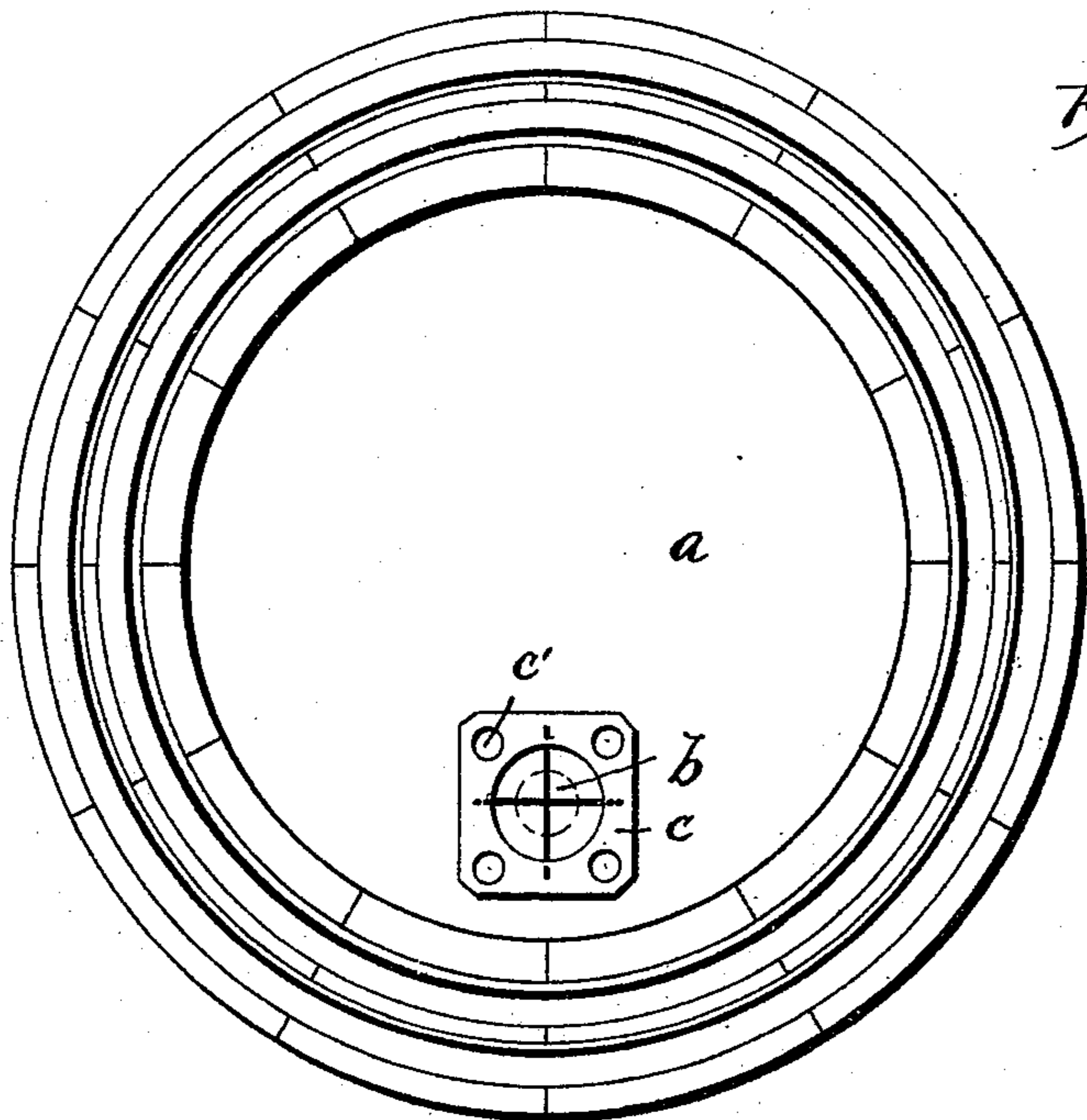


Fig. 1.

Fig. 2.

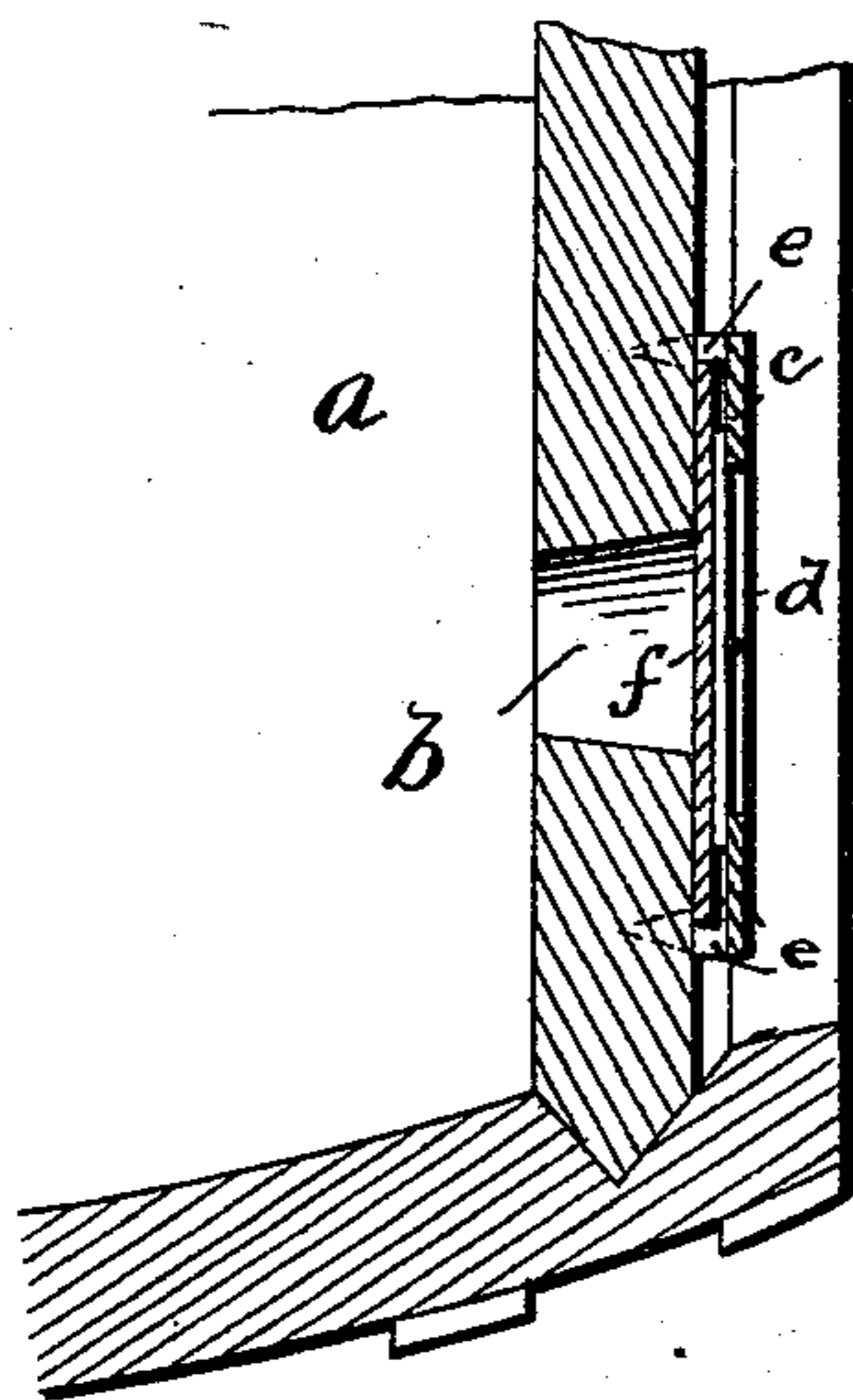


Fig. 3.

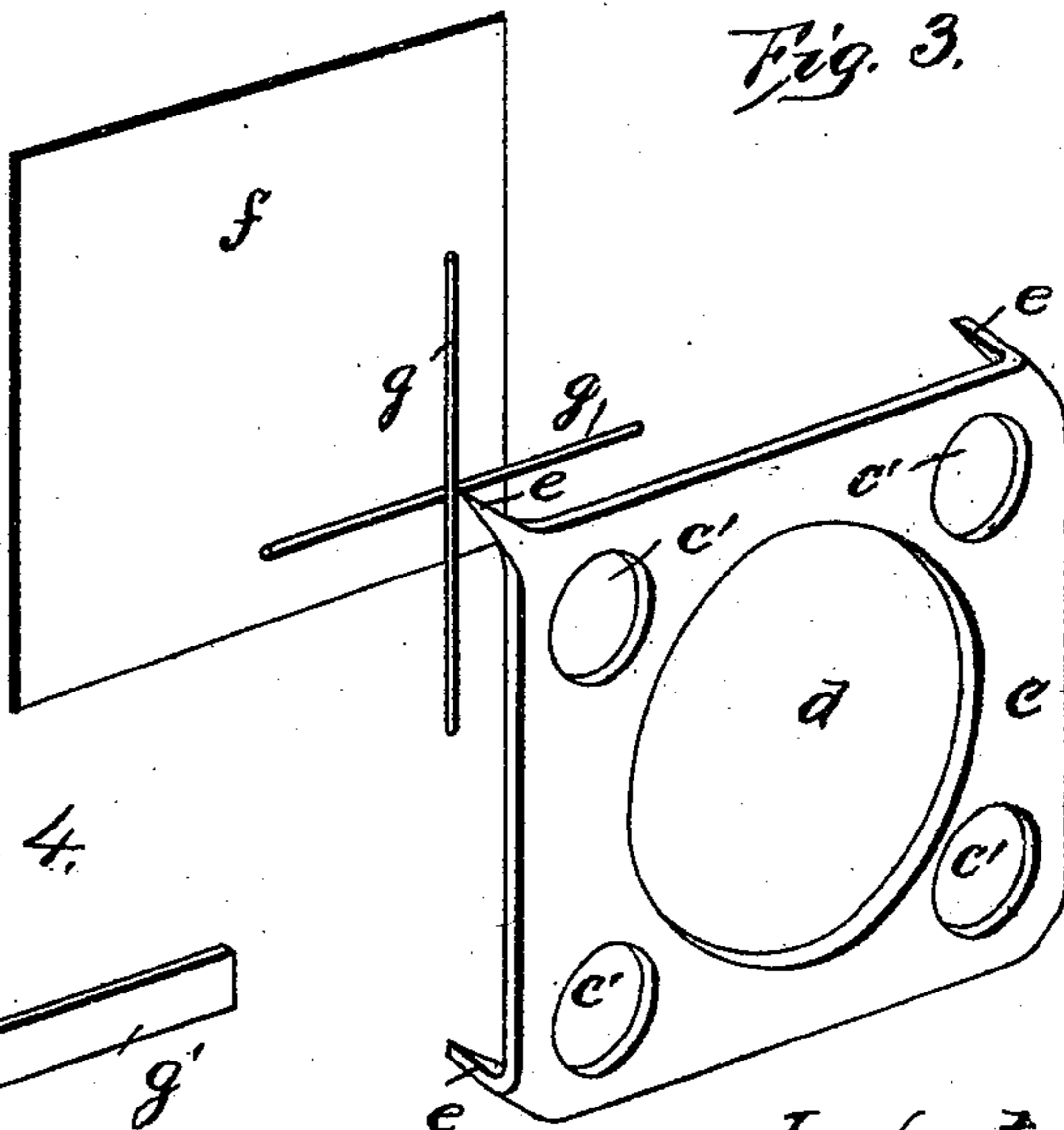
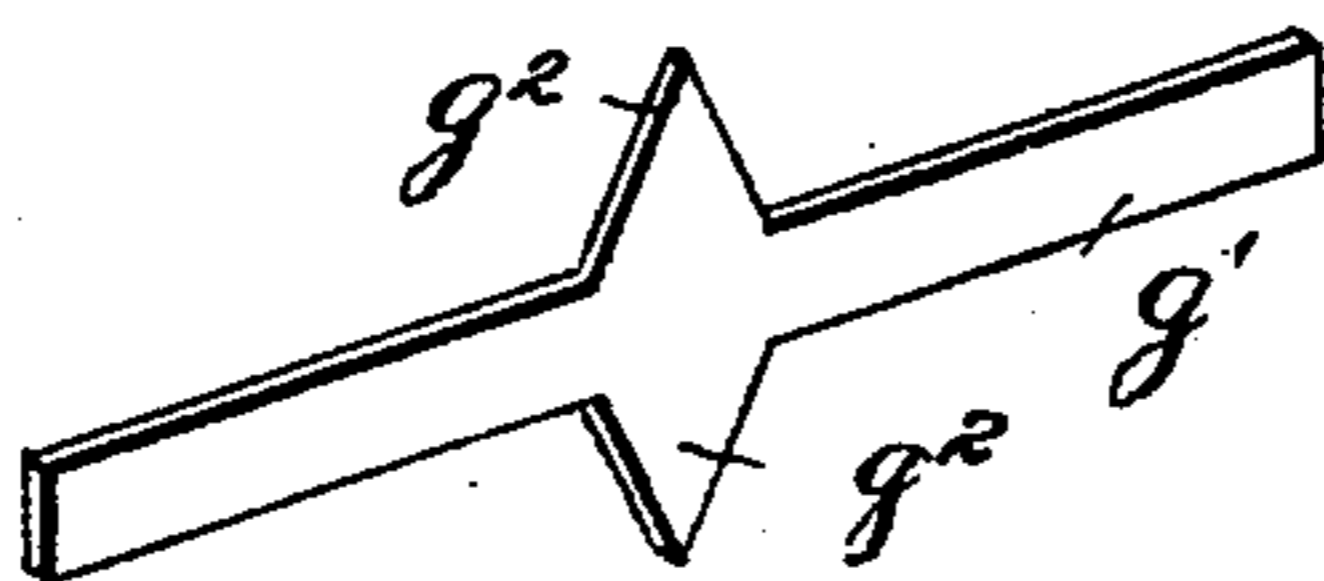


Fig. 4.



Witnesses:  
E. C. Duff  
C. M. Werle

Inventor:  
D. C. Harrison  
per *E. C. Duff*  
Attorney

# UNITED STATES PATENT OFFICE.

DANIEL C. HARRISON, OF ALLEGHENY, PENNSYLVANIA.

DEVICE FOR PROTECTING AND PREVENTING REUSE OF REVENUE-STAMPS, &c.

SPECIFICATION forming part of Letters Patent No. 525,267, dated August 28, 1894.

Application filed May 28, 1894. Serial No. 512,781. (No model.)

*To all whom it may concern:*

Be it known that I, DANIEL C. HARRISON, of Allegheny, in the county of Allegheny and State of Pennsylvania, have invented certain  
5 new and useful Improvements in Devices for Protecting and Preventing Reuse of Revenue-Stamps, &c.; and I do hereby declare that the following is a full, clear, and exact description  
10 of the invention, which will enable others skilled in the art to which it appertains to make and use the same, reference being had to the accompanying drawings, and to the letters of reference marked thereon, which form  
15 part of this specification.

This invention relates to certain improvements in devices for protecting and preventing the reuse of revenue stamps on kegs, barrels, or the like containing liquor and upon  
20 which it is necessary to place such stamps in order to comply with the law.

It is customary in such places as breweries, &c., in shipping beer or other liquor to dealers, to place the required revenue stamps across the bung hole of the barrel, so that before tapping the barrel the stamps are torn  
25 off, the revenue laws being such that a certain portion of the stamps are supposed to remain on the barrel. It has, however, been found that such stamps can be easily removed  
30 if desired and reused, and it often happens that they become soaked with drippings from the ice in ice boxes where they are stored, causing them to fall off, or be easily removed and reused if desired. It also often occurs  
35 that in tapping a barrel a certain portion of the beer accidentally escapes, thereby soaking the stamp and causing the same to fall off, thereby defeating one of the objects of the revenue laws, and preventing the dealer complying with the same.  
40

The object of my invention is to obviate such difficulties, prevent the reuse of the stamps, and at the same time securely hold them to the barrel to which they have been  
45 attached and prevent their removal until after they have been canceled.

Referring to the accompanying drawings;—  
Figure 1 is an end view of a keg with my device in position. Fig. 2 is a sectional view  
50 through that portion of the head of the keg in which the bung hole is located. Fig. 3 is a detail perspective view of my invention, the

parts being shown in their operative position but detached. Fig. 4 is a detail view of a cross bar for holding stamp to barrel. 55

Like letters of reference mark the same parts throughout the different views.

*a*, indicates an ordinary keg or the like having the usual bung hole *b*.

*c*, indicates my improved protecting plate 60 in the present instance being shown as provided with a series of small openings *c'* through which the stamp can be seen, and with the central opening *d*. This plate, although shown as being formed rectangular, 65 can be made of any desired shape or material, the same being preferably formed of cast iron, made malleable, or of thin sheet iron. The corners of the plate are preferably turned down as shown to form spurs or points *e e*, 70 which enter the keg when the plate is placed thereon. Instead of providing the plate with the down turned spurs *e e*, it can be provided with any other suitable means for holding the same in place upon the barrel or cask. 75

*f*, indicates the revenue stamp pasted or otherwise secured across the bung hole of the barrel.

*g g*, indicate cross bars loosely confined between the plate and the stamp, the purpose 80 of which will be shortly described.

In use after the kegs have been filled and are ready to be sold the necessary revenue stamps are pasted across the bung hole *b*. The cross pieces *g g* (which are preferably of 85 spring wire) are then placed across the stamp, and the plate *c*, placed over both. Instead of making the cross bars of spring wire, a single piece of tin or other light soft material *g'*, might be employed provided with one or more 90 spurs *g<sup>2</sup>* as shown in Fig. 4, adapted to enter the cork of the bung hole of the barrel after having passed through the stamp, and which could be withdrawn by any sharp pointed instrument when it was desired to remove same 95 and tap the keg. The plate *c*, is then placed in position the spurs or points *e e*, entering the barrel and holding the parts in position.

When it is desired to tap the keg the cross bars (which protect the stamp from interfer- 100 ence before the keg is ready to be tapped) are pulled out from beneath the plate *c*, through the central opening in such plate. The spigot is then driven into the bung hole thereby can-

celing that portion of the stamp through which the spigot is driven. The balance of the stamp, not canceled, will remain on the keg as required by law, and when the barrel is re-  
5 filled the plate can be taken off, and a new stamp placed thereon and the plate arranged over the new stamp as before.

By using my improved device the revenue officers are protected and the dealers are en-  
10 abled to comply with the requirements of the law and are also protected against loss by reason of the stamps falling off the barrels owing to dampness, &c., before they are sold.

I do not care to limit myself to the exact  
15 shape of the parts herein described, nor to the exact location thereof as slight changes might be made in either of these respects without departing from the spirit and scope of my invention.

20 Having thus fully described my invention, what I claim as new, and desire to secure by Letters Patent of the United States, is—

1. A keg having a bung hole, a stamp across the same, a plate having a central opening and

provided with fastening means to enter the 25  
keg, and a cross bar removably confined between the stamp and the plate, as set forth.

2. A keg having a bung hole, a stamp across the same, a plate having a central opening provided with points or spurs to enter the 30  
keg, and a bar beneath the plate provided with spurs or points.

3. As a new article of manufacture the device for holding revenue stamps on barrels &c. consisting of the angular flat metal plate 35  
having the central opening over the bung hole, the openings between the central opening and edge of the plate to disclose the stamp, and having its corners turned down to form spurs to enter the barrel, as set forth. 40

In testimony that I claim the foregoing as my own I affix my signature in presence of two witnesses.

DANL. C. HARRISON.

Witnesses:

WAYNE KRATZER,  
WM. H. HARRISON.