

(No Model.)

A. N. GAUTHIER.
MAINSRING BARREL FOR WATCHES.

No. 525,265.

Patented Aug. 28, 1894.

Fig. 1.

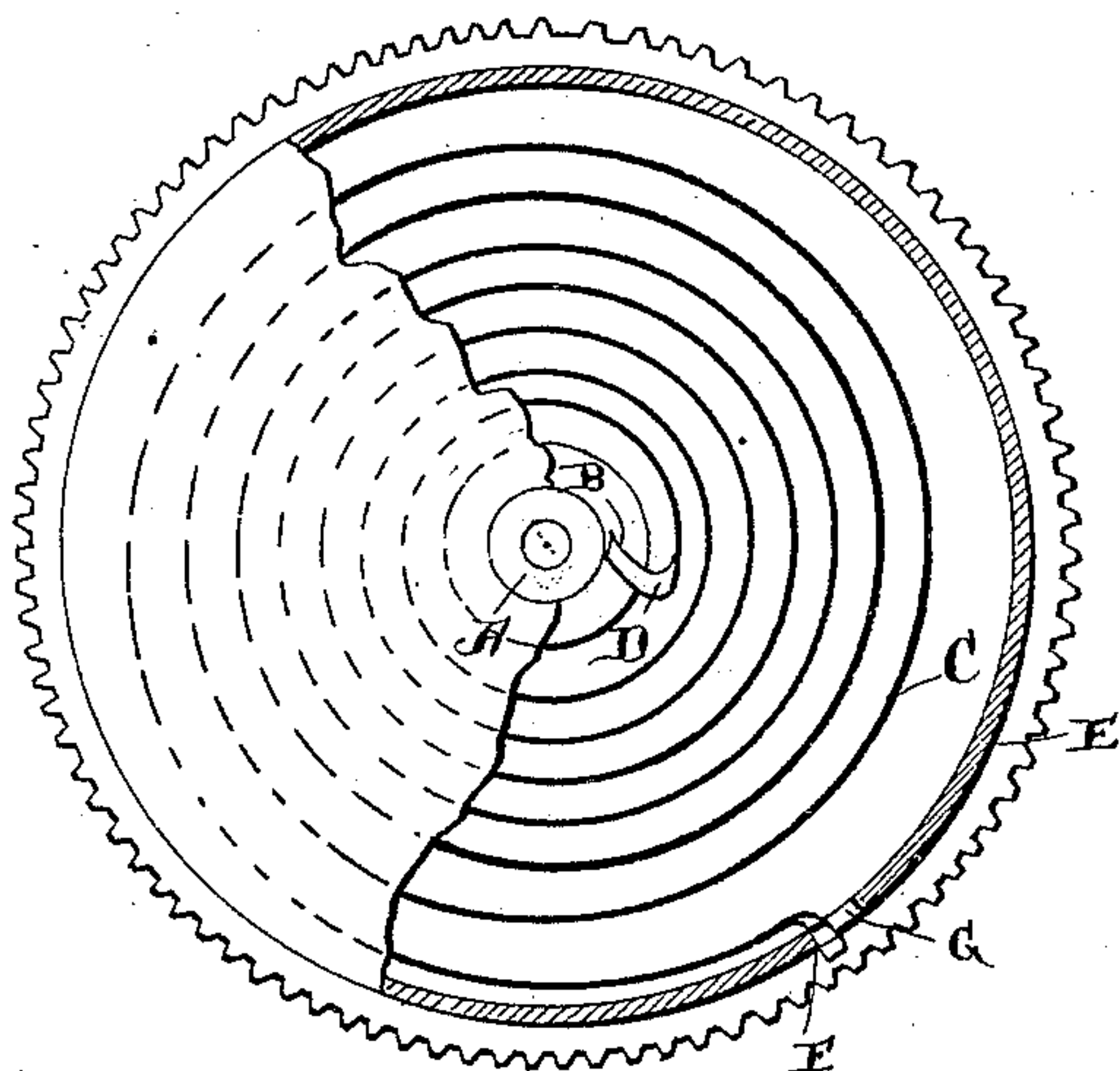


Fig. 5.

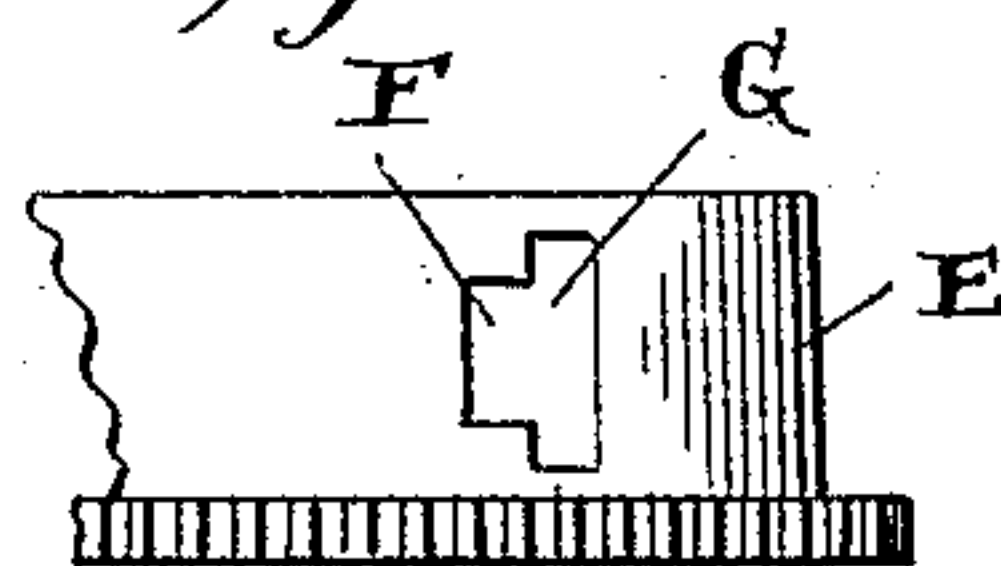


Fig. 4.

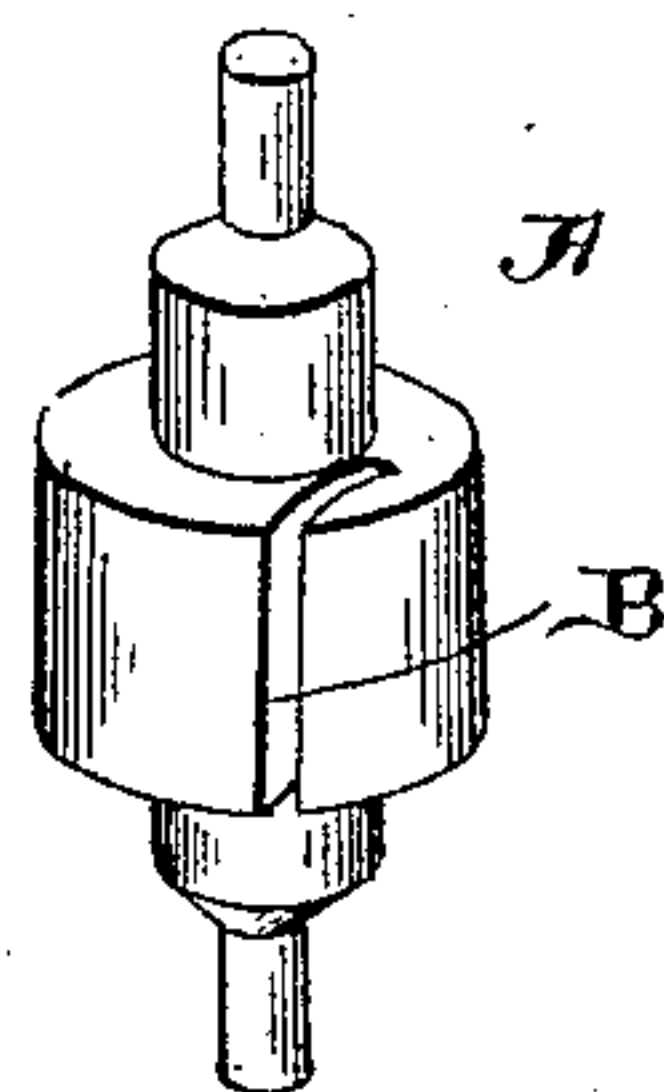


Fig. 2.

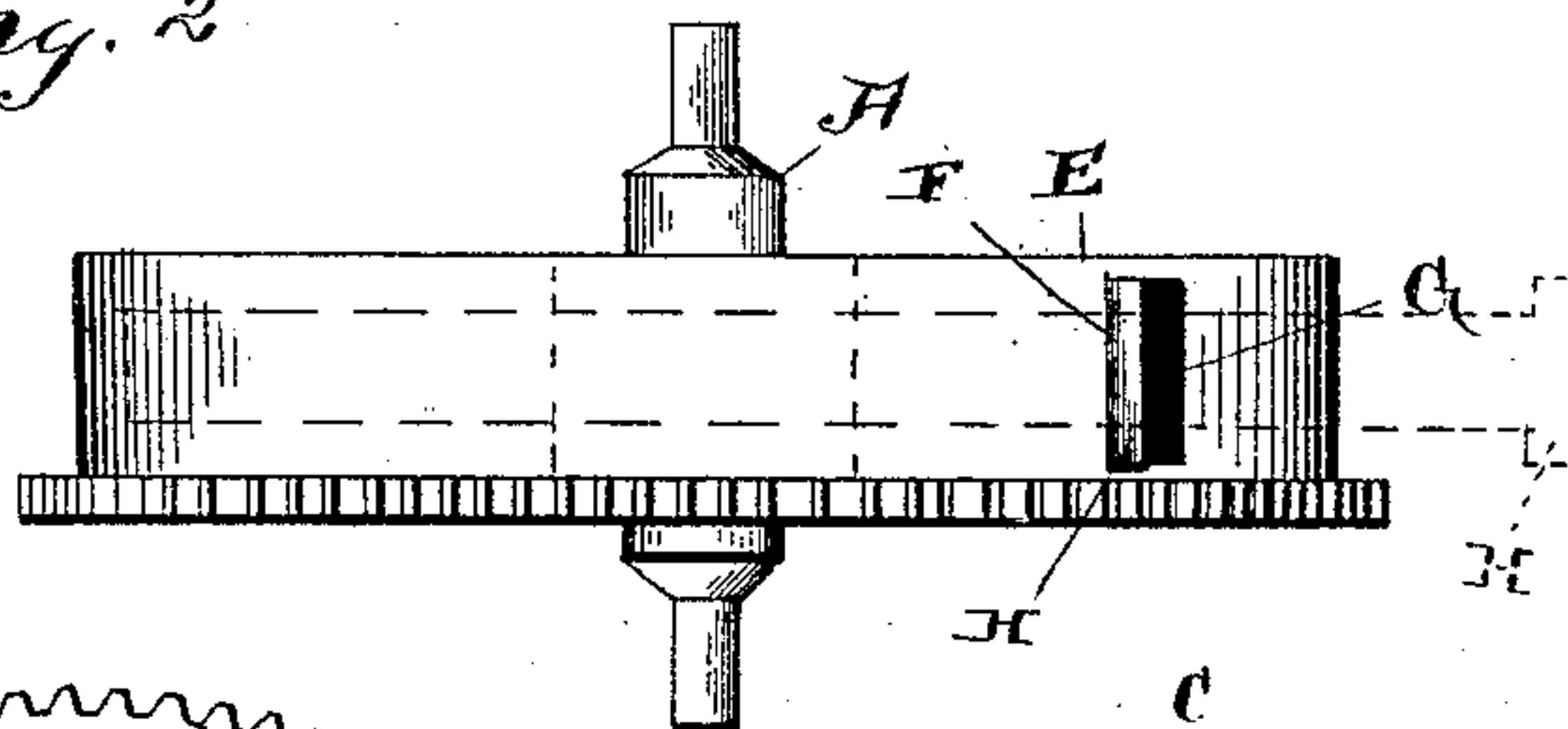
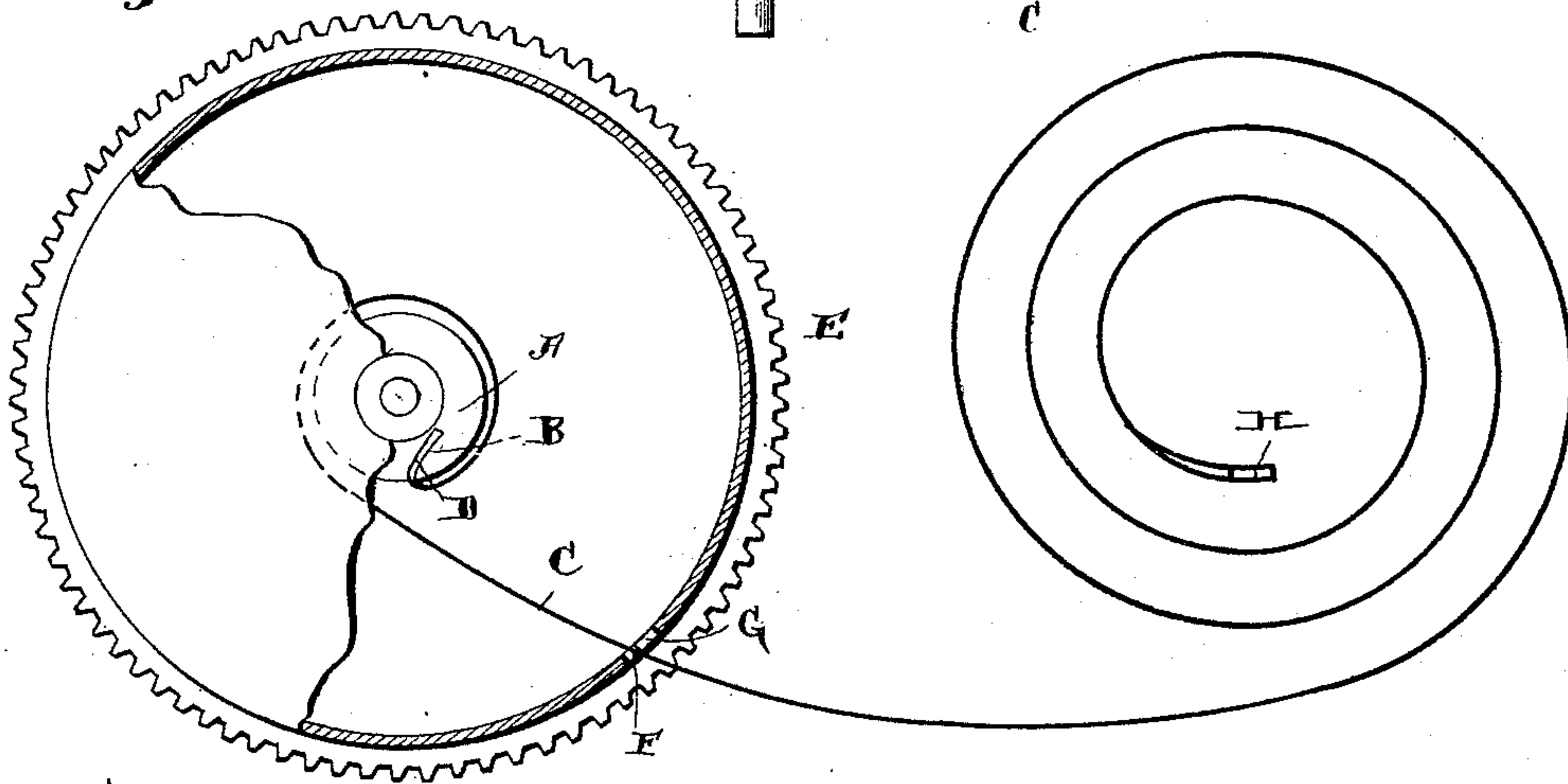


Fig. 3.



WITNESSES.

Geo. C. Truck.
Roland H. Fitzgerald.

INVENTOR.

A. N. Gauthier.

By Lehmann Patterson & Nesbit, attys.

UNITED STATES PATENT OFFICE.

AGILE N. GAUTHIER, OF NEW ORLEANS, LOUISIANA.

MAINSRING-BARREL FOR WATCHES.

SPECIFICATION forming part of Letters Patent No. 525,265, dated August 28, 1894.

Application filed August 30, 1893. Serial No. 484,393. (No model.)

To all whom it may concern:

Be it known that I, AGILE N. GAUTHIER, of New Orleans, in the parish of Orleans and State of Louisiana, have invented certain new and useful Improvements in Mainsprings; and I do hereby declare the following to be a full, clear, and exact description of the invention, such as will enable others skilled in the art to which it pertains to make and use it, reference being had to the accompanying drawings, which form part of this specification.

My invention relates to an improvement in mainsprings and it consists in the novel manner of securing the spring to the central arbor and the watch barrel, as will be fully described hereinafter and especially referred to in the claims.

The object of my invention is to attach the respective ends of the springs so that they will not become detached of their own volition.

Referring to the accompanying drawings:—Figure 1, is a plan view of a watch barrel, showing my improved spring therein. Fig. 2, is a side elevation of the same. Fig. 3, is a plan view showing the method of placing in position the spring. Fig. 4 is a detached view of the central arbor. Fig. 5 is an elevation of a portion of the barrel.

A designates the central arbor or post and formed therein is the slot B of the same width as the enlarged end of spring C, which end is formed into a hook D. Thus a very secure connection between the center and post is obtained.

The barrel E has formed therein a short slot F, while communicating with the same is a

longer slot G, reaching nearly to the lower edge of the barrel. A head H on the end of spring C engages the barrel and holds the spring end thereto.

In placing the spring in the watch the same is first put into the barrel with its outer end extended through the slot G until the center coil of the spring is in the center of the barrel, as shown in Fig. 3. The arbor A is then inserted and the inner hook end of the spring engaged with slot B. The cover is then placed upon the barrel and the arbor revolved until the spring is entirely moved around the same.

Having thus fully described my invention, I claim—

1. The combination of a center arbor having slot B, formed therein, a main spring with a hook on its inner end to engage said slot, a barrel having a slot in its wall, and a head at the outer end of the spring to engage the barrel adjacent said slot, substantially as shown and described.

2. The combination of an arbor, a main spring secured at its inner end thereto, a barrel having communicating slots F and G, for the purpose described, and a head on the outer end of the spring, substantially as shown and described.

In testimony whereof I affix my signature in presence of two witnesses.

A. N. GAUTHIER.

Witnesses:

E. BOISSON,
LEON LACHOT.