

(No Model.)

J. B. WOLGEMUTH & G. S. ENGLE.
COLLAR BUTTON CLASP.

No. 525,039.

Patented Aug. 28, 1894.

Fig. 1.

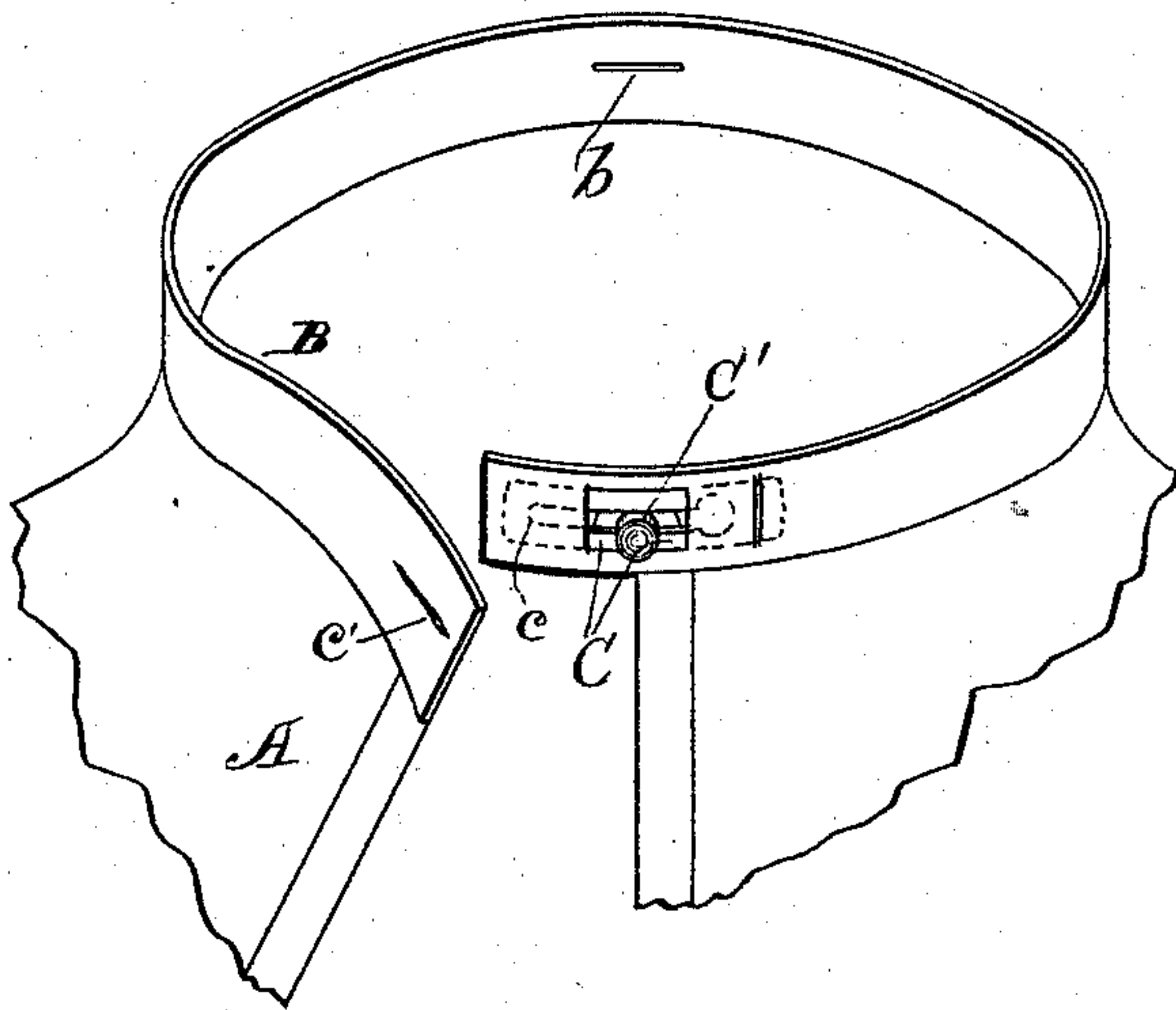


Fig. 2.

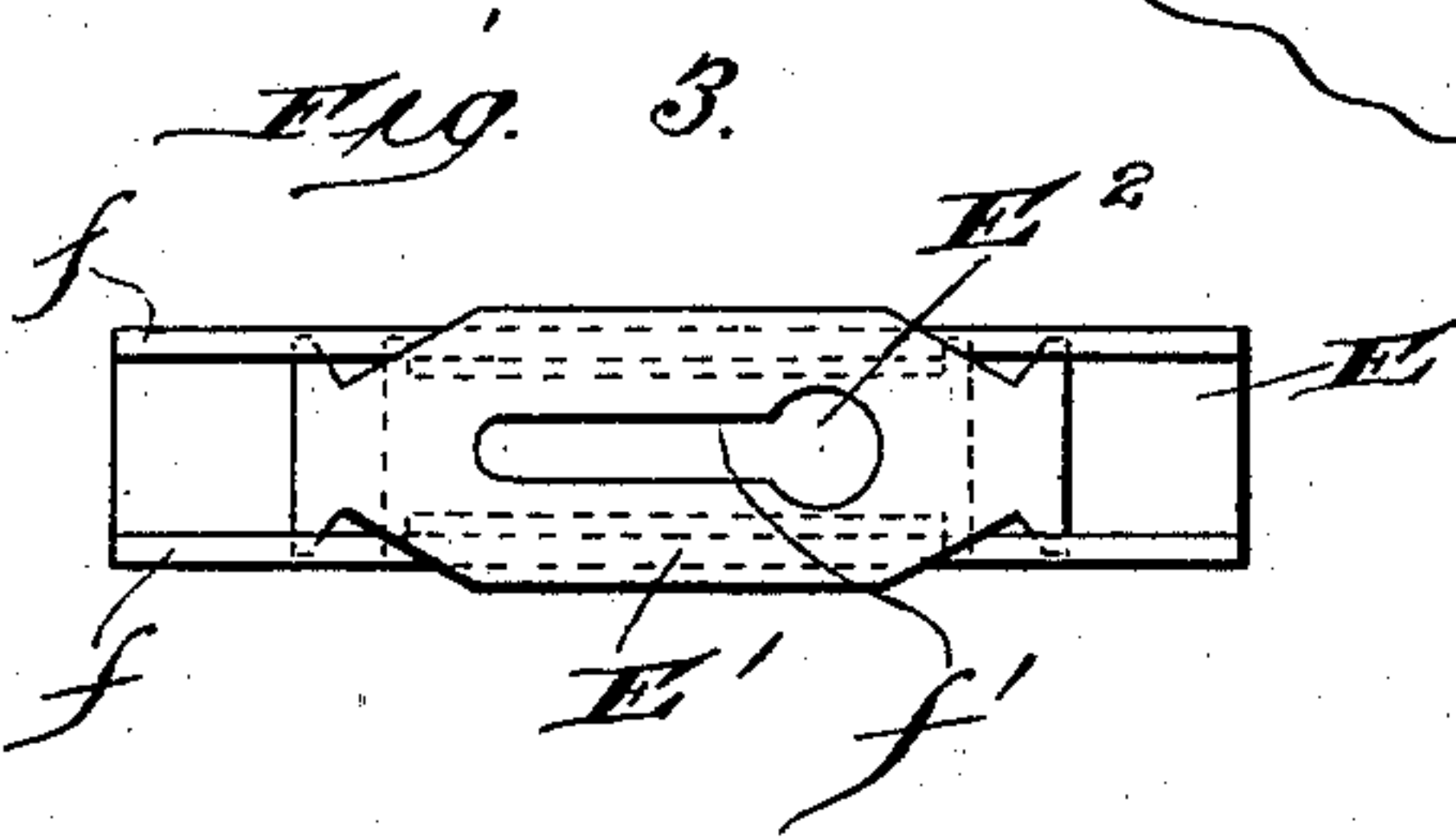
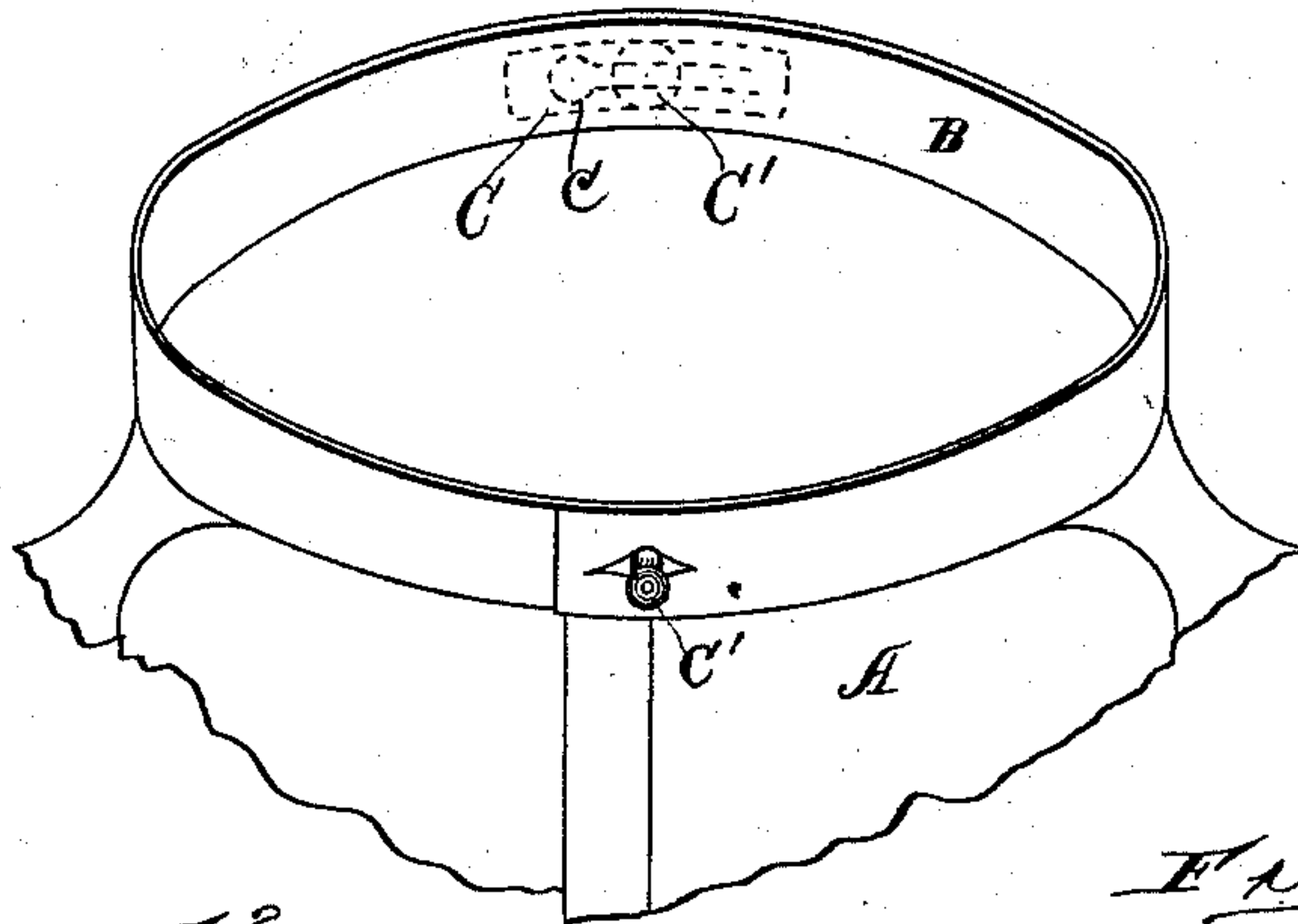



Fig. 4.



Witnesses:

Chas. E. Gorton
O. A. Duggan.

Inventors

James B. Wolgemuth
and
George S. Engle.

By Chas. C. Tillman atty.

UNITED STATES PATENT OFFICE.

JAMES B. WOLGEMUTH, OF PIERRE, AND GEORGE S. ENGLE, OF ABERDEEN,
SOUTH DAKOTA.

COLLAR-BUTTON CLASP.

SPECIFICATION forming part of Letters Patent No. 525,039, dated August 28, 1894.

Application filed July 1, 1893. Serial No. 479,346. (No model.)

To all whom it may concern:

Be it known that we, JAMES B. WOLGEMUTH, residing at Pierre, in the county of Hughes, and GEORGE S. ENGLE, residing at Aberdeen, in the county of Brown, State of South Dakota, citizens of the United States, have invented certain new and useful Improvements in Shirt-Collar Fasteners and Adjusting Devices, consisting of a back-collar-button clasp for shirt-collar fastenings and attaching devices for clasps, of which the following is a specification.

This invention relates to improvements in devices for affixing collars to the collar-band of shirts, and also in adjusting said collar-band; and it consists in certain peculiarities of the construction, novel arrangement, and operation of the various parts thereof, as will be hereinafter more fully set forth and specifically claimed.

Heretofore the mode of adjusting or fastening the collar to the shirt-collar-band at the back of the neck has been by the employment of an ordinary collar-button, which was inserted through a button-hole formed in the collar-band of the shirt, at the back thereof. Owing to the snug fit of the collar-band, and the rigidity and starchedness of the collar, more or less of a pressure of the button against the back of the neck was caused, which created an unpleasant and uncomfortable feeling to the wearer, as well as frequently chafing or goring the neck, and causing irritation. When fastened by the above named means, or in the ordinary manner, the collar often adheres or sticks to the neck of the wearer, and is soon rendered untidy by reason of the perspiration from the neck.

The object of our invention is to remove and prevent such pressure of the button on the neck, by the distribution of the pressure each way, parallel and in alignment with the collar, and to with-hold the collar from the neck, and adjust a tight fitting collar-band by extending it so as to rest easy on the neck, thus preventing it adhering thereto, and becoming soiled by perspiration or otherwise, and prevent the annoyance of a tight fitting collar-band.

In order to enable others skilled in the art

to which our invention pertains to make and use the same, we will now proceed to describe it, referring to the accompanying drawings, in which—

Figure 1, is a rear perspective view of the collar-band, and a portion of a shirt, as it appears when open in the back, with our device in position and ready for use. Fig. 2, is a front perspective view of the collar-band and a portion of a shirt, as it appears when open in front, and illustrating our improvement in position at the back of the band by means of dotted lines. Fig. 3, is a face or front view of the collar-button-clasp and adjusting device detached, and Fig. 4, is a longitudinal edge or plan view thereof.

Similar letters refer to like parts throughout the different views of the drawings.

A, represents a portion of the body of a shirt, which is made of the ordinary or any preferred kind, and is formed as usual with a neck or collar-band B, which is provided at its front middle portion with a button-hole *b*, for the reception and retention of the collar-button, which secures the ends of the collar.

The rear portion of the neck or collar-band B, is provided near one of its ends with a pocket or other suitable receptacle *c*, for the reception and retention of the collar-button-clasp C, which fits and operates within the said pocket or receptacle, as will be presently explained. The other end of the neck or collar-band is formed with a button-hole *c'*, through which the collar-button C', which engages with the rear portion of the collar, passes, thus uniting the two ends of the collar. The collar-button-clasp C, which as before stated fits within the socket, pocket or other suitable receptacle *c*, in the neck or collar-band, is made of any suitable material, but preferably of a flexible substance, and is formed as shown in Fig. 3, of a bed or neck-piece E, which is slightly curvilinear, in order that it will conform to the shape or contour of the back of the neck, and is formed at each of its edges with a flange *f*, within or under which fit and operate the ends of the collar-button-adjusting-piece E', and spring E², which spring is interposed between the pieces E, and E', and presses against the base

of the collar-button, which operates in the slot f' , in the collar-adjusting-piece therefor.

By reference to Figs. 3, and 4, it will be seen and understood that the ends of the spring E^2 , and collar-button-adjusting-piece E' , rest under the flanges f , of the bed or neck-piece E , and that when there is any pressure on their exterior or convex surfaces, that their said ends will slide within the guide-way formed by the said flanges. It is also apparent that after the head of the button c' , shall have been inserted through the opening f^2 , that the shank thereof will operate in the slot f' , and that the base E , will rest against the spring E^2 , by means of which it will be held at the central portion of the clasp, and a considerable distance from the bed or neck-piece E , thus retaining the collar in a position at a distance from the neck of the wearer.

In Fig. 2, of the drawings, is shown a portion of a shirt-body, and the neck or collar-band thereof illustrating the same open in front or at the bosom. In applying our device to this form of a shirt, it is only necessary to provide the neck or collar-band with a suitable pocket, loop, or loops, or other receptacle for attaching the clasp to the same.

From the foregoing and by reference to the drawings, it will be understood that the neck or bed-piece E , describes an arc or segment of a circle, the diameter of which is substantially the same, as that of the collar or neck-band of the shirt, and that the spring E^2 , and adjusting piece E' , are also in the form of an arc or segment of a circle, each of which is of a less diameter than the circle that would be described by the neck-piece, thus forming bows on the exterior of the neck-piece, the collar-button-adjusting-piece being adapted to retain the collar-button and to admit of its movement longitudinally therewith, and the spring to adjustably hold it in position. This form and construction of the collar-button-clasp not only permit of the lateral adjustment of the collar-button around the neck or longitudinal adjustment with the clasp, and adjust a tight fitting band so as to make it easy on the neck, but also retain the collar

at a distance from the neck, and prevent soiling thereof by reason of perspiration or otherwise. It is also apparent that the collar-button is held away from the neck of the wearer, and that the pressure is equally distributed around the neck-piece by reason of the circular form of the neck-piece, and thus avoids chafing, goring or other uncomfortable feelings to the wearer.

Having thus fully described our invention, what we claim as new, and desire to secure by Letters Patent, is—

1. The combination with the neck or collar-band of a shirt having means for engaging a collar-button-clasp, of said clasp having a neck or bed-piece, a slotted piece, to adjustably retain the collar-button, movably secured to the bed-piece, and a spring interposed between said pieces, substantially as described.

2. A shirt collar fastener, button-holder and adjusting device, consisting of a neck or bed-piece to distribute the pressure of the button, a slotted piece movably secured to the bed-piece and adapted to adjustably retain the collar-button, and a spring movably secured to the bed-piece, and interposed between said piece and the slotted piece, said device adapted to be secured to the neck-band of a shirt, substantially as described.

3. A shirt collar fastener, button-holder and adjusting device, consisting of the neck or bed-piece E , having the flanges f , at its edges, the piece E' , having the slot f' , and enlargement f^2 , and its ends formed to fit under the flanges f , the spring E^2 , placed between the pieces E , and E' , and having its ends formed to fit under the flanges on the bed-piece, and to move thereon, said device being adapted to be secured to the neck-band of a shirt by means of loops or pockets, substantially as described.

JAMES B. WOLGEMUTH.
GEORGE S. ENGLE.

In presence of—

E. A. ENGLE,
J. Q. A. BRADEN.