

(No Model.)

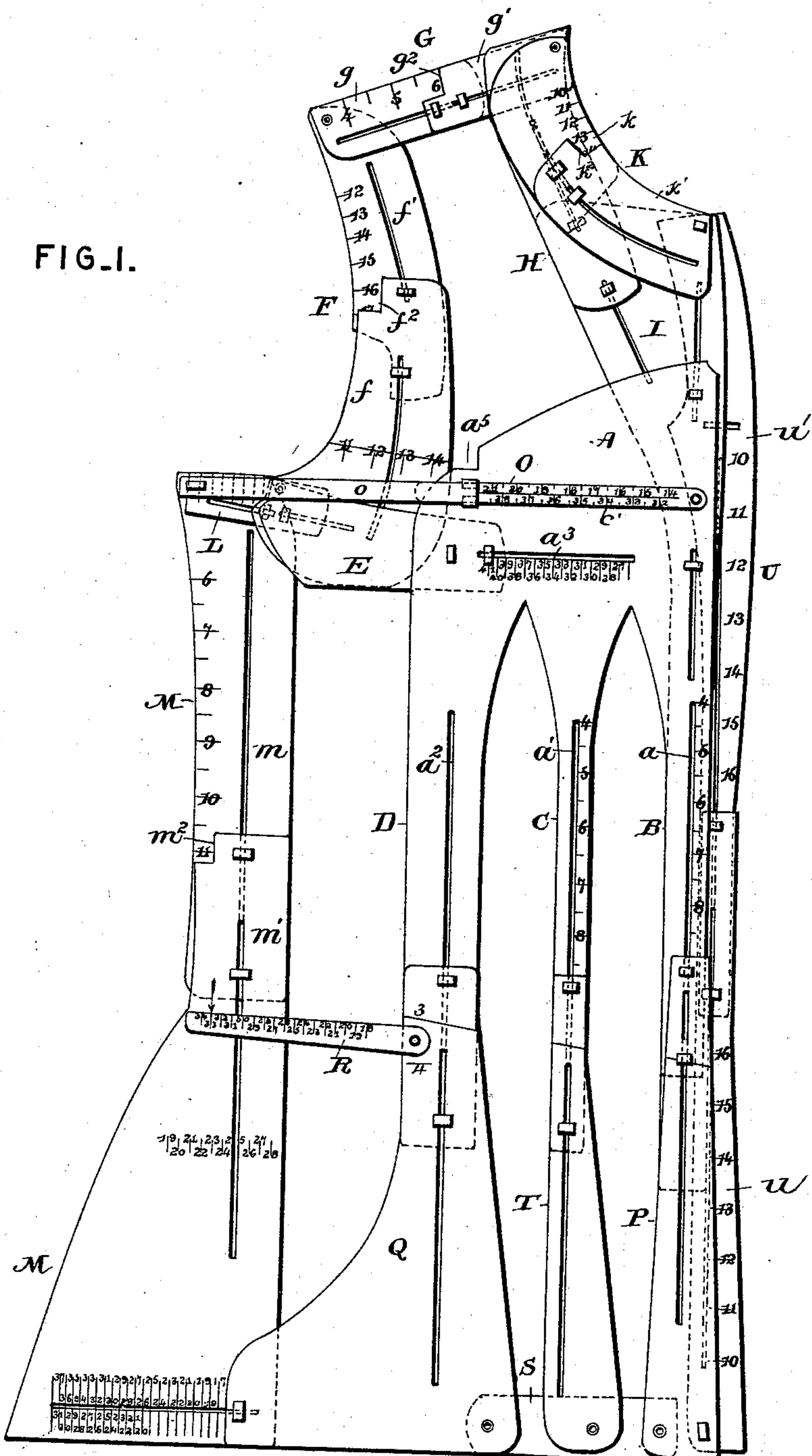
3 Sheets—Sheet 1.

H. M. LAMBRIGHT.
ADJUSTABLE GARMENT PATTERN.

No. 524,966.

Patented Aug. 21, 1894.

FIG. I.



Inventor

Witnesses

Jas. K. McLaughlin
[Signature]

By His Attorneys.

H. M. Lambright

[Signature]
C. A. Snow & Co.

(No Model.)

3 Sheets—Sheet 2.

H. M. LAMBRIGHT.
ADJUSTABLE GARMENT PATTERN.

No. 524,966.

Patented Aug. 21, 1894.

FIG. 2.

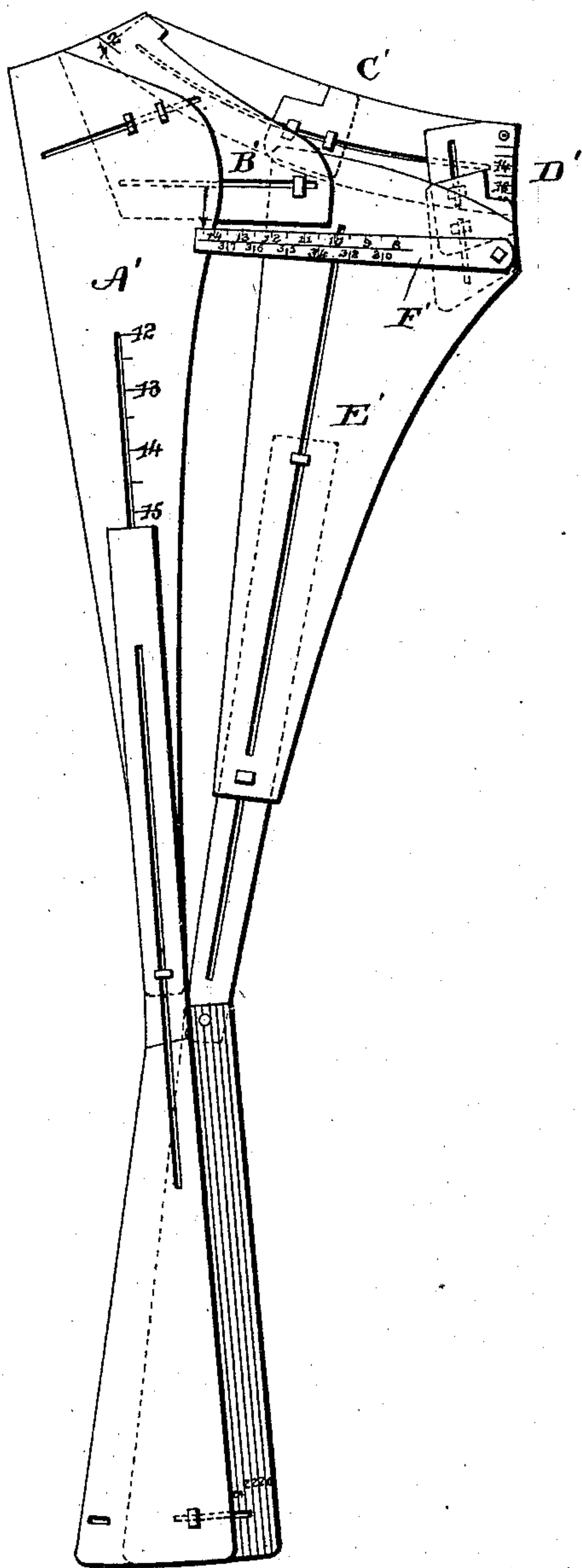
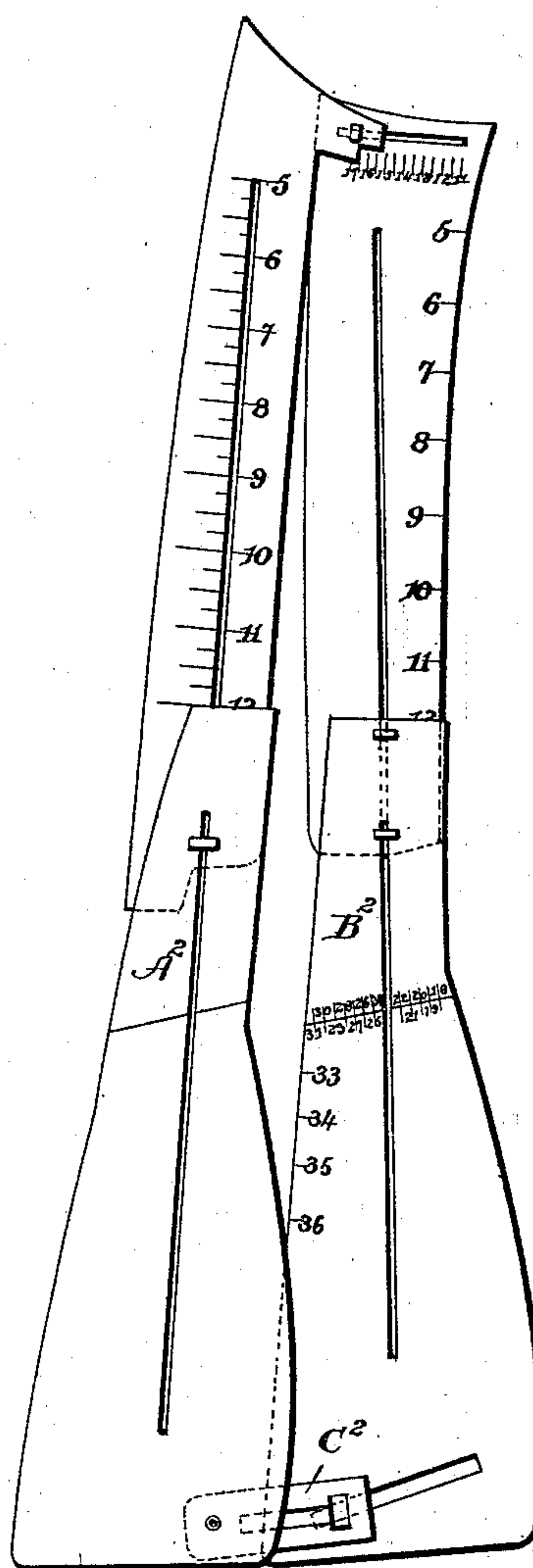


FIG. 3.



Inventor

H. M. Lambright

Witnesses

Jas. H. McElathran
[Signature]

By his Attorneys

Chas. Snow & Co.

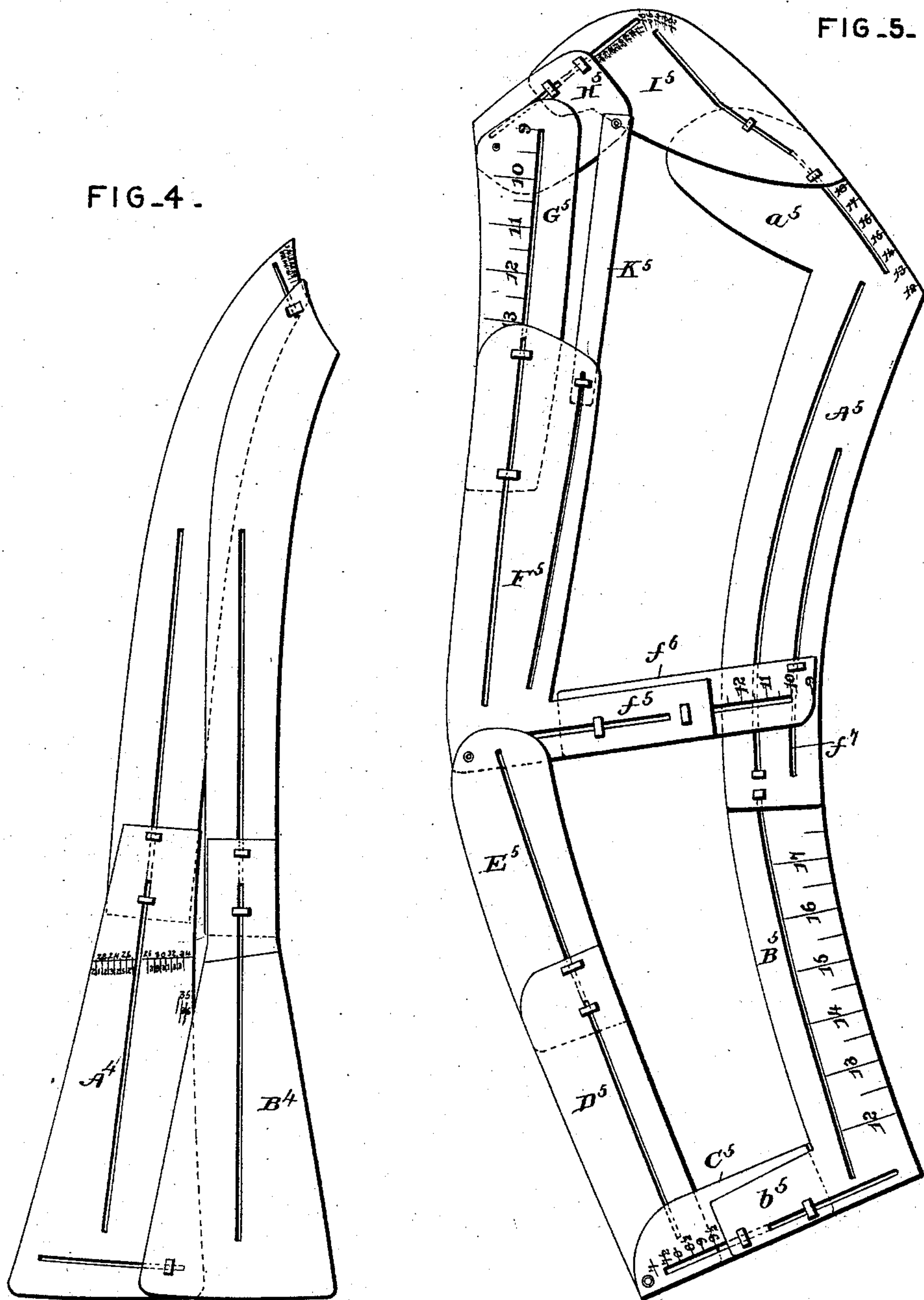
(No Model.)

3 Sheets—Sheet 3.

H. M. LAMBRIGHT.
ADJUSTABLE GARMENT PATTERN.

No. 524,966.

Patented Aug. 21, 1894.



Inventor

H. M. Lambright

Witnesses

Jas. K. McLaughlin
D. E. Dwyer

By His Attorneys.

C. A. Snow & Co.

UNITED STATES PATENT OFFICE.

HAMILTON M. LAMBRIGHT, OF AKRON, OHIO.

ADJUSTABLE GARMENT-PATTERN.

SPECIFICATION forming part of Letters Patent No. 524,966, dated August 21, 1894.

Application filed October 18, 1893. Serial No. 488,517. (No model.)

To all whom it may concern:

Be it known that I, HAMILTON M. LAMBRIGHT, a citizen of the United States, residing at Akron, in the county of Summit and State of Ohio, have invented a new and useful Tailors' Pattern, of which the following is a specification.

My invention relates to adjustable pattern plates for garments, and it has for its object to provide a series of forms, independently composed of series of adjustable templates provided with scales for actual measurement, the divisions of which represent inches or parts of an inch, whereby in setting the templates to a given form the positions thereof indicate the measurements of that part of the garment to which the particular template refers.

A further object of my invention is to provide means whereby the bust measure may be extended independently of the waist and chest measurements to accommodate forms of any proportion.

A further object of my invention is to simplify and reduce the number of members or parts of the patterns to render their mode of use obvious.

Further objects and advantages of the invention will appear in the following description, and the novel features thereof will be particularly pointed out in the appended claims.

In the drawings: Figure 1 is a view of the front waist form. Fig. 2 is a view of the back form. Fig. 3 is a view of the under-arm form. Fig. 4 is a view of the side form. Fig. 5 is a view of the sleeve form.

Similar letters of reference indicate corresponding parts in all the figures of the drawings.

Each form consists of a series of templates, which are pivotally connected where only a pivotal movement is required, and slidably connected where it is desirable to allow for longitudinal or transverse adjustment, the templates of each form being so shaped and connected that they may be adjusted to agree with the various curves of that portion of the body in connection with which the particular form is used.

Referring to the front-waist form, A repre-

sents the main templet, which is provided with a series of depending arms B, C, and D, having slots a to a^2 , one or more of which may be provided with a scale consisting of inches and parts of the same. The templet A is provided with a transverse slot a^3 , and a templet E is connected for transverse adjustment to the templet A by a clip engaging said transverse slot a^3 . Pivotally connected to the rear end of the templet E, is the lower member f of the arm's eye templet F, and upon this lower member is slidably mounted the upper member f' , the slots in said members corresponding in configuration to the outer or fitting edge of the parts. Pivotally connected to the upper extremity of the arm's eye templet F is the shoulder templet G, comprising the slidably connected members g and g' , the latter or front member being in turn connected to an intermediate connecting templet H, which is slidably connected to a front extension templet I, the latter being slidably connected to the main templet.

K represents a segmental neck templet, comprising the slidably-connected members k and k' , which are pivotally connected at their outer or remote extremities, respectively, to the front end of the shoulder templet and the upper end of the front extension, said members k and k' being correspondingly curved to preserve the coincidence of their connected ends and being slotted parallel with their outer or fitting edges. The lower member k' is provided with an indicating shoulder or offset k^2 , which travels over a scale carried by the upper member k . The shoulder templet is provided with a corresponding offset g^2 , to co-operate with a scale carried by the rear member of said templet, and the lower member of the arm's eye templet F is provided with an offset f^2 to indicate the measurements upon the scale carried by the upper member thereof. Slidably connected to the lower end of the arm's eye templet is an under-arm templet L, the extremity of which is pivotally connected to the upper extremity of the side templet M. This side templet comprises upper and lower members m and m' , which are slidably connected and are respectively provided with an offset m^2 and a scale over which said offset moves. Pivot-

ally connected at their outer ends to the under-arm templet and the main templet are the slidably-connected members o and o' of the adjustable measuring strip O , one member of which is provided with a scale indicating bust measurements. The downwardly-extending portions or arms of the templet A , intermediately form portions of the darts, and slidably connected to the arm B is a templet P , the movement of which indicates, by a scale adjacent to the slot a , the height of the dart from its widest part. A templet Q is slidably connected to the arm D , and to its lower end is slidably connected the lower extremity of the side templet M , said side templet being provided with a dart to indicate a measurement upon the pivotal tongue R , which is carried by the templet Q and bears the waist scale. A cross templet S is pivotally connected at its extremities to the templets P and Q , and a templet T , pivotally connected to an intermediate point, and slidably connected to the intermediate arm C , completes the dart portion.

In order to provide for the proper shaping of the front of the waist, I employ a full front templet U , the lower member u of which is pivotally connected with the lower end of the templet Q , and the upper member u' of which is slidably connected, for transverse adjustment, to the extension-front templet I , said members of the full-front templet being slidably connected, and the upper member being provided with the full-front scale. An indicating offset a^5 , upon the main plate, is arranged to coact with a transverse chest scale carried by the lower member of the arm's eye templet.

In the back form shown in Fig. 2, the templets A' to E' , inclusive, have the slots with which they are provided so disposed and graduated that the back, under-arm, neck, shoulder, arm's eye, and waist measurements may be separately taken and indicated in a manner similar to that above described in connection with the front-waist form, the under-arm templet E' carrying a tongue F' , which coacts with a dart carried by the back templet A' , to indicate the bust measurement. The neck templet B' is provided with an extension to which the upper end of the under-arm templet E' is slidably connected, to avoid the connection of said under-arm templet to the back templet, whereby the latter is capable of adjustment independently of the other members of the form.

The templets A^2 and B^2 , of the under-arm form, Fig. 3, are slidably connected at their upper extremities, and at their lower ends are provided with an intermediate slotted tongue C^2 , to permit of the desired extension of the skirt portion. Each templet comprises slidably-connected parts or members, one of which is provided with a scale traversed by the end of the other part.

The templets A^4 and B^4 , of the side form, Fig. 4, are slidably connected at their lower

and upper extremities and consist of slidably connected members, as in the under-arm form just described, to permit of extension.

The under arm and side forms do not differ materially from similar parts of other well known patterns.

The sleeve form is constructed of ten pivotally and slidably connected templets, A^5 to K^5 inclusive, of which the inner seam templets A^5 and B^5 are slidably connected by means of curved slots, the templet B^5 being provided with a lateral slotted extension b^5 , upon which is mounted the slidable wrist templet C^5 . The outer seam measurements are attained by means of a series of templets D^5 to G^5 , inclusive, the templets D^5 and E^5 being slidably connected, and the templets F^5 and G^5 being similarly connected, while the intermediate templets E^5 and F^5 are pivotally connected. The templet F^5 is provided with a transverse integral elbow tongue f^5 , which is provided with a slidable extension f^6 , the free end of which is slidably connected to the inner-seam templet A^5 , by means of the slot f^7 . The arm's eye templets H^5 and I^5 are slidably connected together, the former being pivotally connected to the extremity of the outer-seam templet G^5 , and the latter being slidably connected to an extension a^5 , of the inner-arm templet A^5 . The inside templet K^5 is pivotally connected to the arm's eye templet H^5 , and is slidably connected to the outer-seam templet F^5 . The various templets are provided with suitable scales for indicating the measurements of the different parts of a sleeve.

In using the forms as above described, they are respectively applied to the body and used as means of ascertaining the various measurements, the different parts or members of each form being adjusted to properly agree with the outlines of the body, whereby, when the adjustment is complete, the forms may be used as patterns for laying out the garment.

It will be noted that the measurement, upon any particular form, where that measurement is only a part of that portion of the body to which it refers, is given in inches and indicates the complete or full measurement of said part of the body. It will be understood, therefore, that the specific relative positions of the templets, and the means provided for allowing free adjustment thereof, are designed to enable each form to be adjusted to correspond with the outlines of the body without reference to any standard measurements, such as the bust, waist, length of back, &c., and therefore, after the various parts of the forms have been arranged, they present a series of accurate patterns which need no relative adjustment.

Having described my invention, what I claim is—

1. The combination in a front-waist form, of a main templet, slidably connected dart templets carried by said main templet and connected at their lower extremities by a pivotal cross templet, an arm's eye templet

comprising relatively-adjustable members an intermediate templet E slidably mounted upon the main templet and pivotally connected to the lower member of the arm's eye templet, an extensible side-templet slidably connected for transverse adjustment to the rear dart templet, an intermediate under-arm horizontal templet connecting the upper extremity of the side templet to the lower extremity of the arm's eye templet by a sliding joint, an extensible shoulder templet, a front-extension templet slidably mounted upon the main templet, a segmental neck templet pivotally connected at its extremities to the shoulder and front-extension templets, relatively-slidable measuring strips carried respectively by the main and side templets, and a pivotal extensible full-front templet slidably connected at its upper end to the front extension templet and pivotally connected at its lower end to the front dart templet, substantially as specified.

2. The combination in a back form, with the back and under arm extension templets, of a neck templet B' slidably connected to the upper end of the back templet, an arm's eye templet D' pivotally connected to the under-arm templet, an extensible shoulder templet pivotally connected to the neck and arm's eye templets, said under-arm templet being slidably connected to an extension of the neck templet, and a pivotal strip carried by the under-arm templet and provided with

a scale, the measurements upon which are indicated by a dart on the back templet, substantially as specified. 35

3. The combination in a sleeve pattern, of the inner-seam slidably-connected templets A⁵ and B⁵, the latter being provided with a transverse slotted extension b⁵, a wrist templet C⁵ slidably connected to said extension and bearing a scale traversed by the end of the extension b⁵, outer-seam templets D⁵ to G⁵, inclusive, of which the parts E⁵ and F⁵ are pivotally connected, and the parts D⁵ and E⁵, and the parts F⁵ and G⁵ are slidably connected, a cross-arm tongue arranged at b⁵ integral with the pivotal end of the templet F⁵ and provided with a slidable extension f⁶ which is provided with a scale and is slidably connected to the inner seam templet A⁵, slidably connected arm's eye templets H⁵ and I⁵, respectively connected to the templets G⁵ and A⁵, the latter being provided with a slotted extension a⁵, and an inside templet K⁵ pivotally connected to the arm's eye templet H⁵ and slidably connected to the outer-seam templet F⁵, substantially as specified. 40 45 50 55

In testimony that I claim the foregoing as my own I have hereto affixed my signature in the presence of two witnesses. 60

HAMILTON M. LAMBRIGHT.

Witnesses:

CHARLES DRESSLER,
WILLIAM MITCHELL.