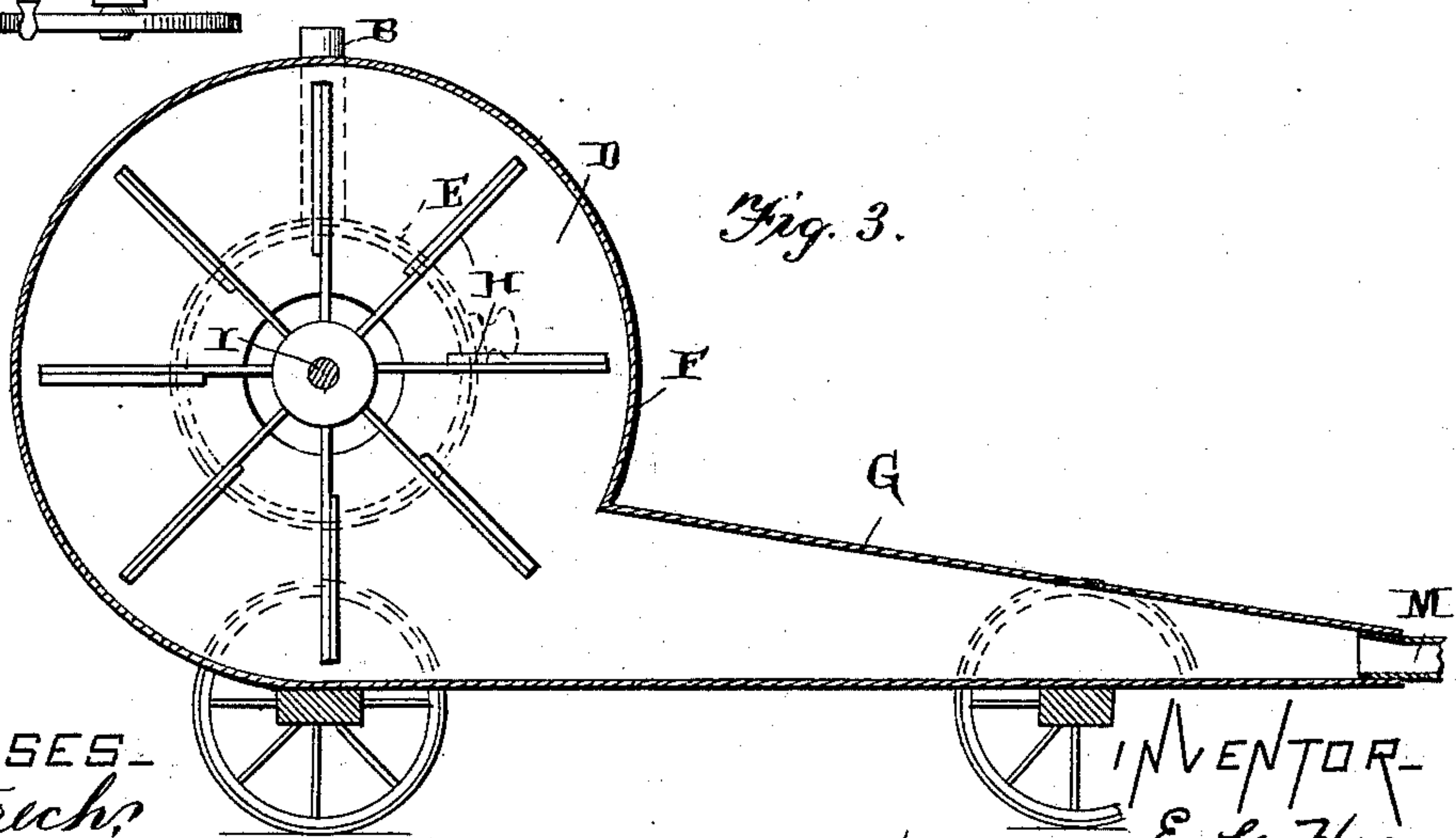
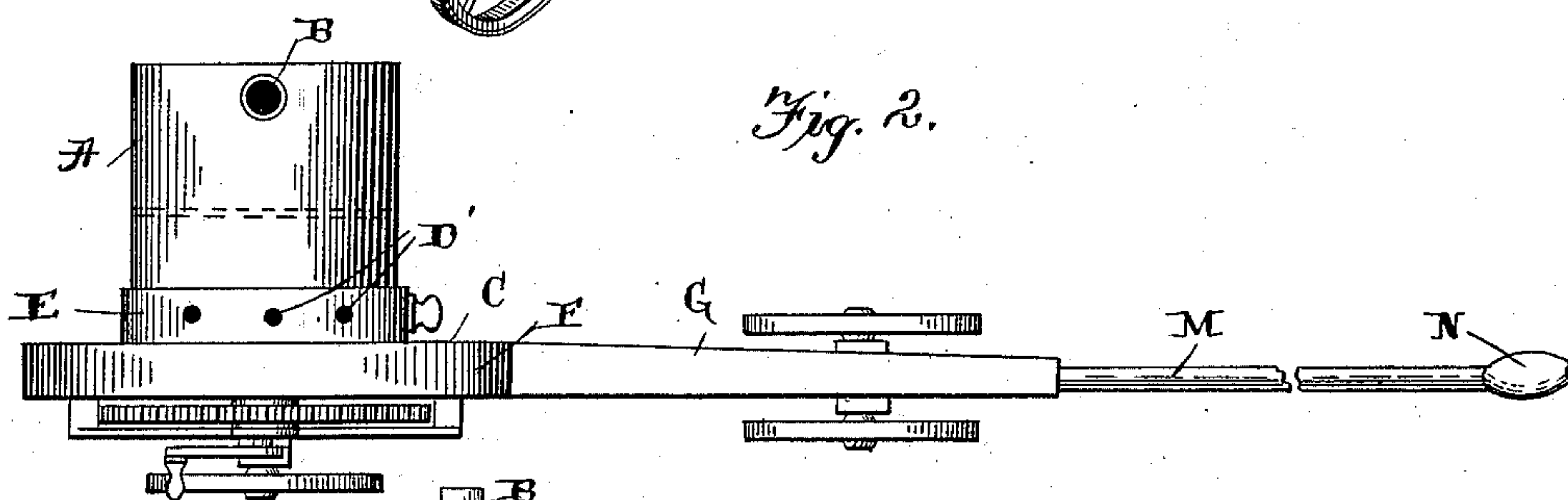
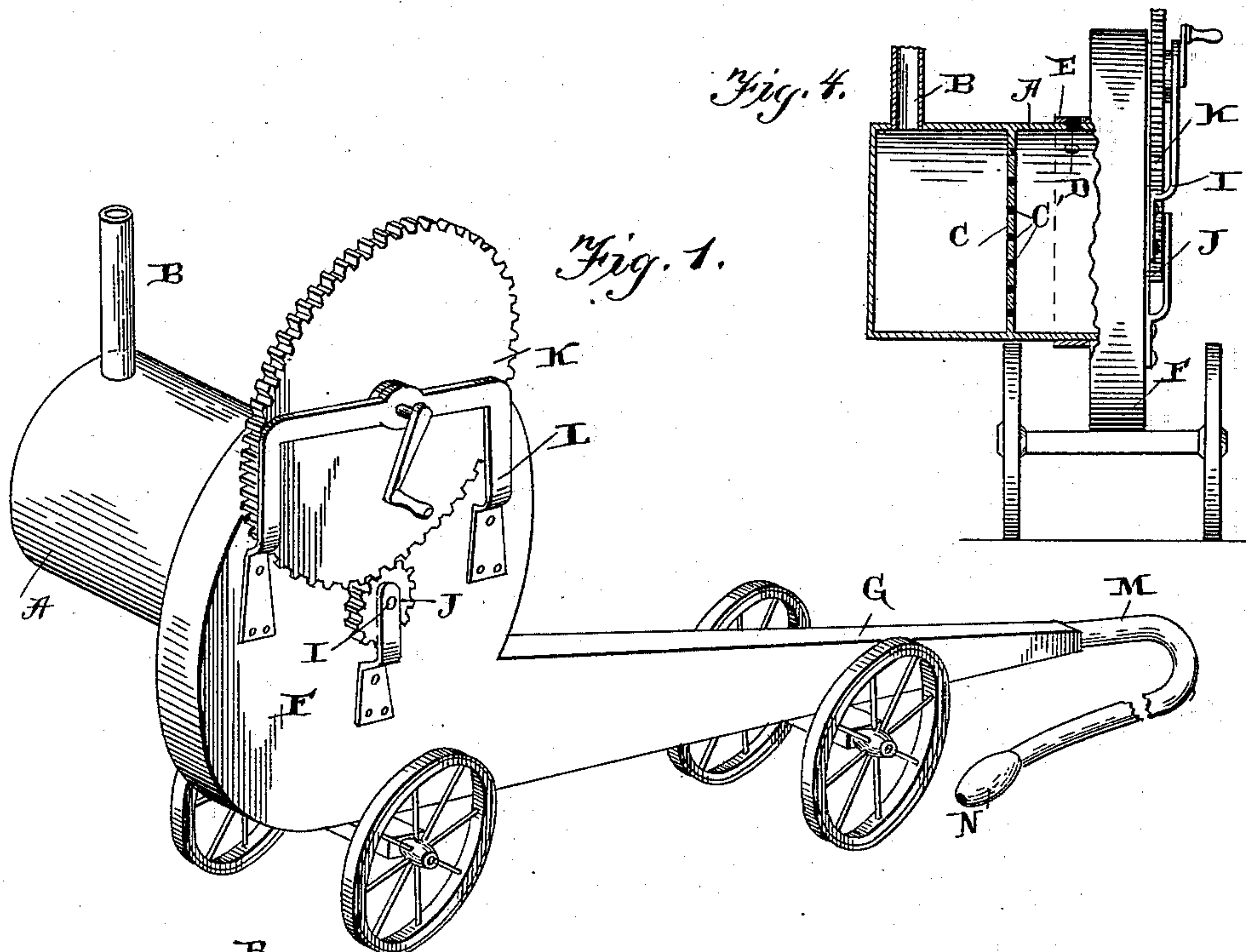


(No Model.)

E. G. HORNE.  
FUMIGATOR.

No. 524,943.

Patented Aug. 21, 1894.



WITNESSES-  
Geo. C. French,  
Hubert D. Peak

INVENTOR-  
E. G. Horne  
By *Lehmann, Tatten & Nesbit*  
Attys.



# UNITED STATES PATENT OFFICE.

EDWARD G. HORNE, OF ELMORE, TEXAS.

## FUMIGATOR.

SPECIFICATION forming part of Letters Patent No. 524,943, dated August 21, 1894.

Application filed March 20, 1894. Serial No. 504,398. (No model.)

*To all whom it may concern:*

Be it known that I, EDWARD G. HORNE, of Elmore, in the county of Hall and State of Texas, have invented certain new and useful  
5 Improvements in Vermin-Destroyers; and I do hereby declare the following to be a full, clear, and exact description of the invention, such as will enable others skilled in the art to which it pertains to make and use it, reference  
10 being had to the accompanying drawings, which form part of this specification.

My invention relates to an improved vermin destroyer; and it consists in the novel features of construction hereinafter fully described and claimed, and illustrated in the  
15 accompanying drawings, in which—

Figure 1 is a perspective view of my improved device. Fig. 2 is a plan view. Fig. 3 is a vertical longitudinal sectional view. Fig.  
20 4 is a vertical transverse sectional view.

The object of my invention is to construct a fumigating device which is especially adapted for exterminating burrowing animals, such as prairie dogs, skunks and the  
25 like. This very destructive class of vermin is extremely shy so that it is almost impossible to reach them with poison, and if suffocating fumes are to be utilized the same must be introduced at the bottoms of the burrows,  
30 for the same being already full of air will not permit the fumes to be blown thereinto. The burrows of these animals, especially the prairie dog, are very irregular and winding so that it is very difficult to introduce a fume  
35 discharge therein to any considerable depth. With this difficulty in view another object of the present invention is to provide an improved discharge which may be easily run to the bottom of the crooked burrows, however  
40 irregular they may be.

Coming now to the description of the drawings, A indicates a furnace for consuming coal and sulphur, the same being fed thereto through pipe B extending upward therefrom.  
45 The portion C, which forms the end of the furnace separates it from the air chamber D and is formed with perforations C'. The exterior of the air chamber is provided with a series of air inlets D' which are governed by  
50 the adjustable perforated damper E as shown. Adjacent the air chamber and communicating therewith is the fan casing F having the extended nose G. Within said casing is fan

H which is mounted on a projecting shaft I carrying a pinion J which meshes with the  
55 drive wheel K. This wheel has one journal in the casing and the other in the bracket L which is supported by the casing as shown. From the end of nose G extends the flexible  
60 hose M, which is adapted to be inserted in the burrows for passing the fumes to the bottom thereof. At the end of this hose is the egg shaped weight N, which owing to its peculiar shape readily traverses the irregular  
65 path of the burrow to its bottom.

In operation, the material is fired and the damper D' of the air chamber so adjusted as to admit the requisite amount of cold air. The fan is then started which draws to it the  
70 fumes from the furnace which are mingled with the air drawn into the chamber D, thereby tempering the same to the proper degree which prevents burning of the hose. The fan then forces the fumes out through the nose  
75 and hose into the burrow.

The device is mounted on wheels as shown so as to be readily movable from place to place.

Having thus fully described my invention, what I claim as new, and desire to secure by  
80 Letters Patent, is—

1. An improved vermin destroyer comprising a furnace, a fan casing, a fan therein, a discharge for the casing, and an air chamber  
85 arranged between the furnace and casing which is provided with dampered openings, substantially as shown and described.

2. An improved vermin destroyer comprising a furnace, an air chamber having dampered openings, a perforated partition separating the furnace and chamber, a fan for  
90 drawing fumes from the furnace through the partition and chamber, and a discharge for the fan, substantially as shown and described.

3. An improved vermin destroyer comprising a fume driving device, a flexible hose leading therefrom, and an egg shaped nozzle  
95 at the lower end thereof, for the purpose, substantially as shown and described.

In testimony whereof I affix my signature in  
100 presence of two witnesses.

EDWARD G. HORNE.

Witnesses:

J. M. STANDLEE,  
JAMES CARROLL.