

(No Model.)

H. H. BRITT.
LUMBER GAGE.

No. 524,930.

Patented Aug. 21, 1894.

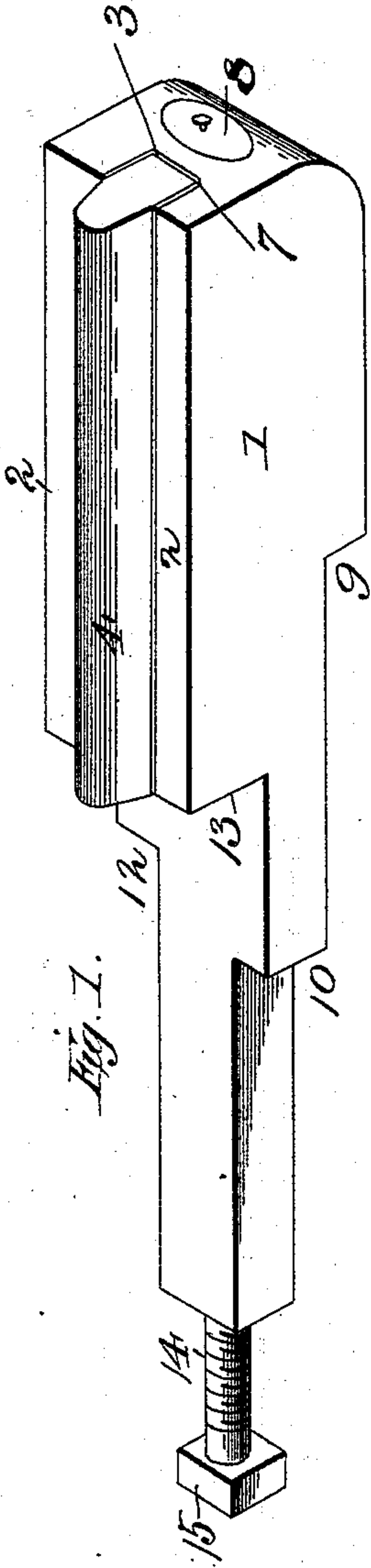


Fig. 1.

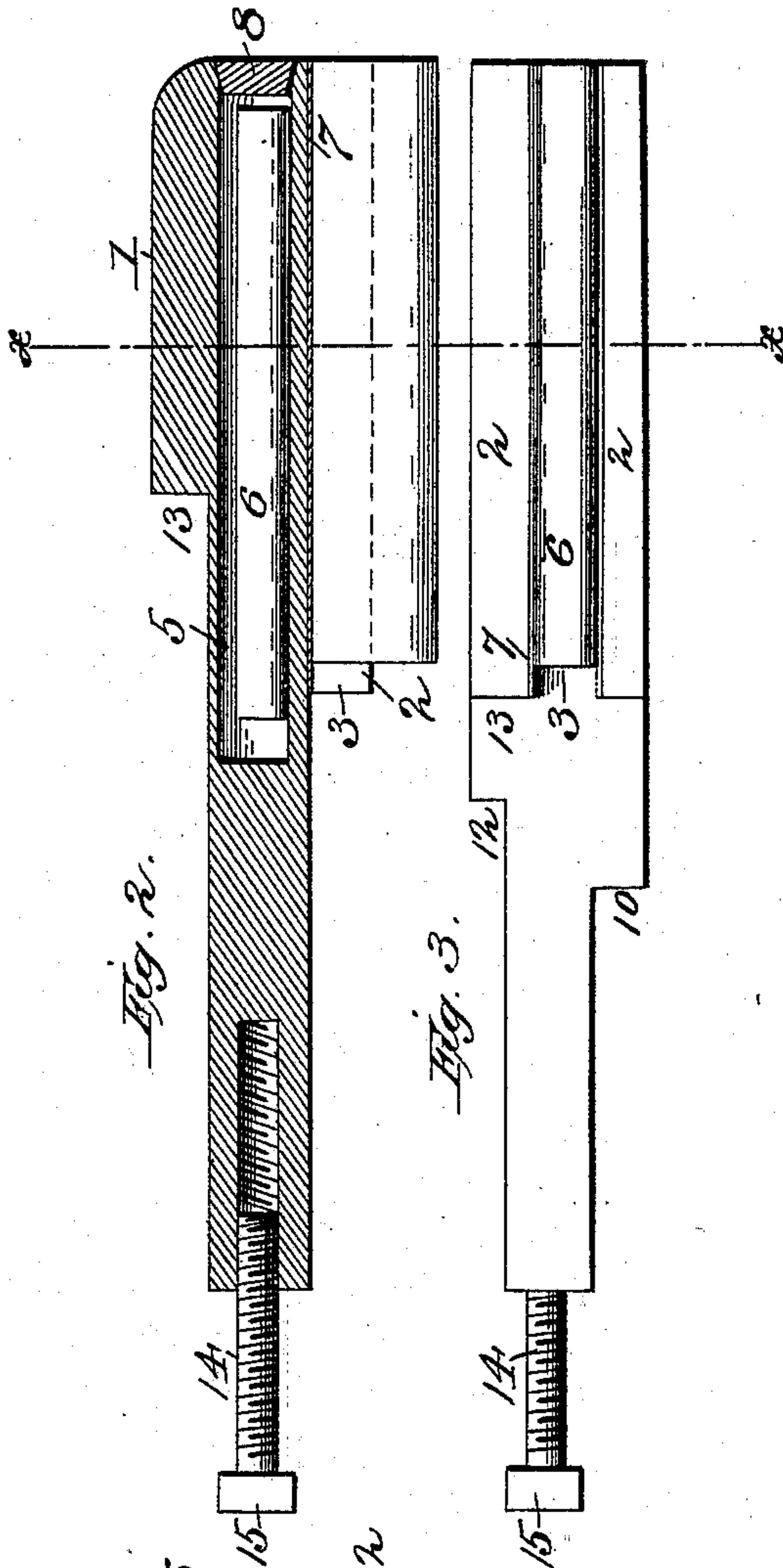


Fig. 2.

Fig. 3.

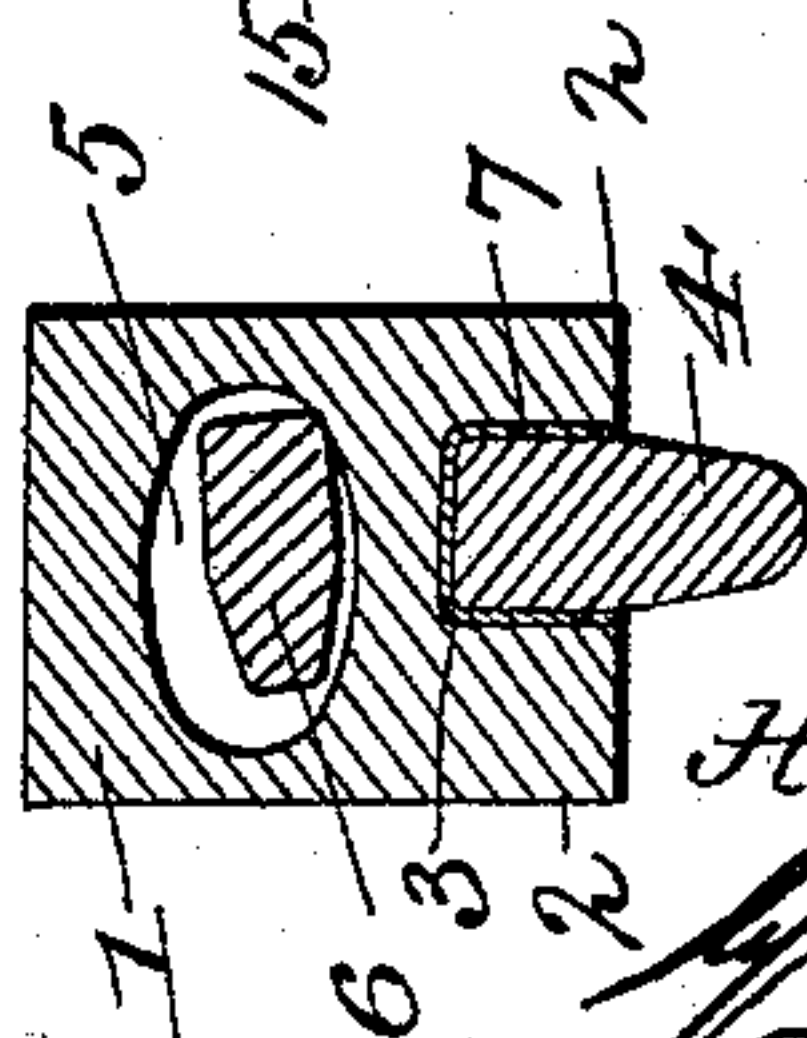


Fig. 4.

Witnesses:
F. L. Curand.
J. L. Leombs

Inventor:
Henry H. Britt,
Lawson Rogers
Attorneys.

UNITED STATES PATENT OFFICE.

HENRY H. BRITT, OF CLINTON, NORTH CAROLINA.

LUMBER-GAGE.

SPECIFICATION forming part of Letters Patent No. 524,930, dated August 21, 1894.

Application filed February 7, 1894. Serial No. 499,408. (No model.)

To all whom it may concern:

Be it known that I, HENRY H. BRITT, a citizen of the United States, and a resident of Clinton, in the county of Sampson and State of North Carolina, have invented certain new and useful Improvements in Lumber Gages; and I do hereby declare that the following is a full, clear, and exact description of the invention, which will enable others skilled in the art to which it appertains to make and use the same, reference being had to the accompanying drawings, which form a part of this specification.

My invention relates to improvements in lumber gages and its object is to provide an improved construction of the same whereby the grooves in flooring boards may be gaged in order to determine their character and by means of which also the width of said boards can be readily ascertained.

As is well known to those skilled in the art to which the invention pertains there are several different styles of tongue and grooved boards manufactured, the grooves of which slightly differ in form or shape. The two principal styles are known, respectively, as the Philadelphia or Northern standard and the Glencove or Southern standard. Owing to the very slight differences in the formation of the grooves in such boards it is extremely difficult to tell one standard from the other thereby causing trouble and confusion. By my invention, however, these different styles can be readily gaged or determined, and the width of the board also ascertained.

The invention consists in the novel construction and combination of parts hereinafter fully described and claimed.

In the accompanying drawings: Figure 1 is a perspective view of a lumber gage constructed in accordance with my invention. Fig. 2 is a central longitudinal section of the same. Fig. 3 is a plan view. Fig. 4 is a cross section on the line $x-x$, Fig. 3.

In the said drawings the reference numeral 1 designates a block of wood or other suitable material provided at one end with two longitudinal ribs 2, forming a groove 3 to receive a removable tongue 4, corresponding in shape and size, in cross section, with the groove in one of the different standards of flooring

boards. This block is also formed with a recess 5, to receive another tongue 6, corresponding with another standard. These tongues are removable and interchangeable in the groove 3, being held therein by frictional contact. The said ribs 2 and the grooves are lined with metal 7 to prevent wear. The numeral 8 designates a cap or cover for the recess 5. At different points intermediate the ends of the block and on different sides are formed shoulders 9, 10 and 12. The inner ends of the ribs 2 also form shoulders 13. These shoulders in connection with an adjustable screw rod 14, fitting in one end of the block, serve to determine the width of a board. The screw rod 14 is provided with an angular head 15.

The operation will be readily understood. To ascertain the standard of a grooved flooring board it is only necessary to insert one of the tongues in the groove 3, and then apply it to the groove in the board, and if it accurately fits therein the standard will be that corresponding with said tongue. These tongues may be marked or numbered if desired, so that they can be readily distinguished from each other. By means of the shoulders on the block and the screw rod, the width of boards may be readily gaged, the head 15 of said rod being adjustable to and from the block by rotating the same.

Having thus described my invention, what I claim is—

A lumber gage comprising the block having a recess at one end provided with a removable cover and having its opposite end reduced forming shoulders at varying distances from the extremity, the adjustable screw rod having an angular head, the parallel ribs on one face of the block the interchangeable tongues adapted to fit between and be held by said ribs, and the shoulder formed on the opposite face of the block, substantially as described.

In testimony that I claim the foregoing as my own I have hereunto affixed my signature in presence of two witnesses.

HENRY H. BRITT.

Witnesses:

LAUCLIN A. BETHUNE,
R. H. HUBBARD.