

(No Model.)

E. D. MELANÇON.
TRACE CARRIER.

No. 524,722.

Patented Aug. 21, 1894.

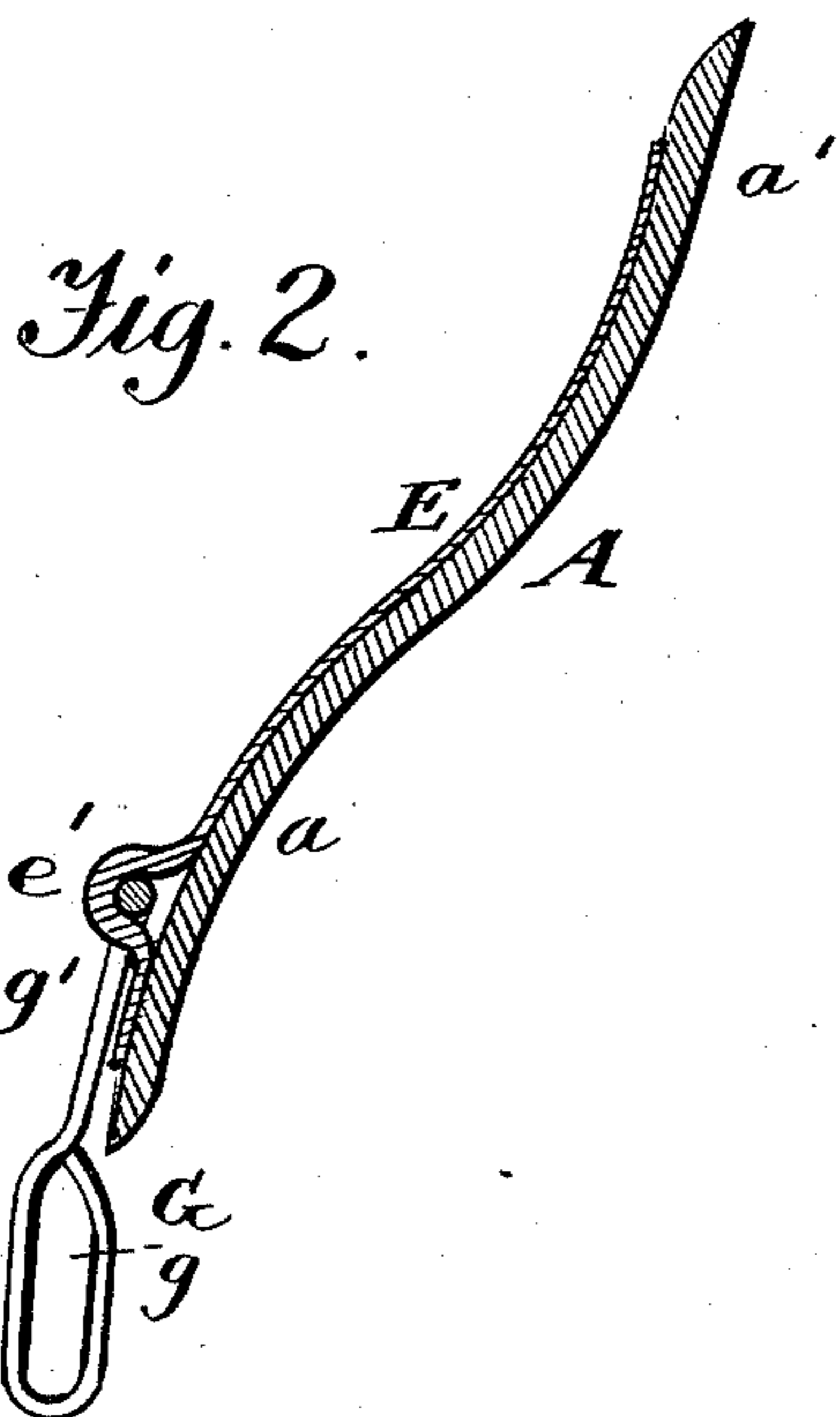
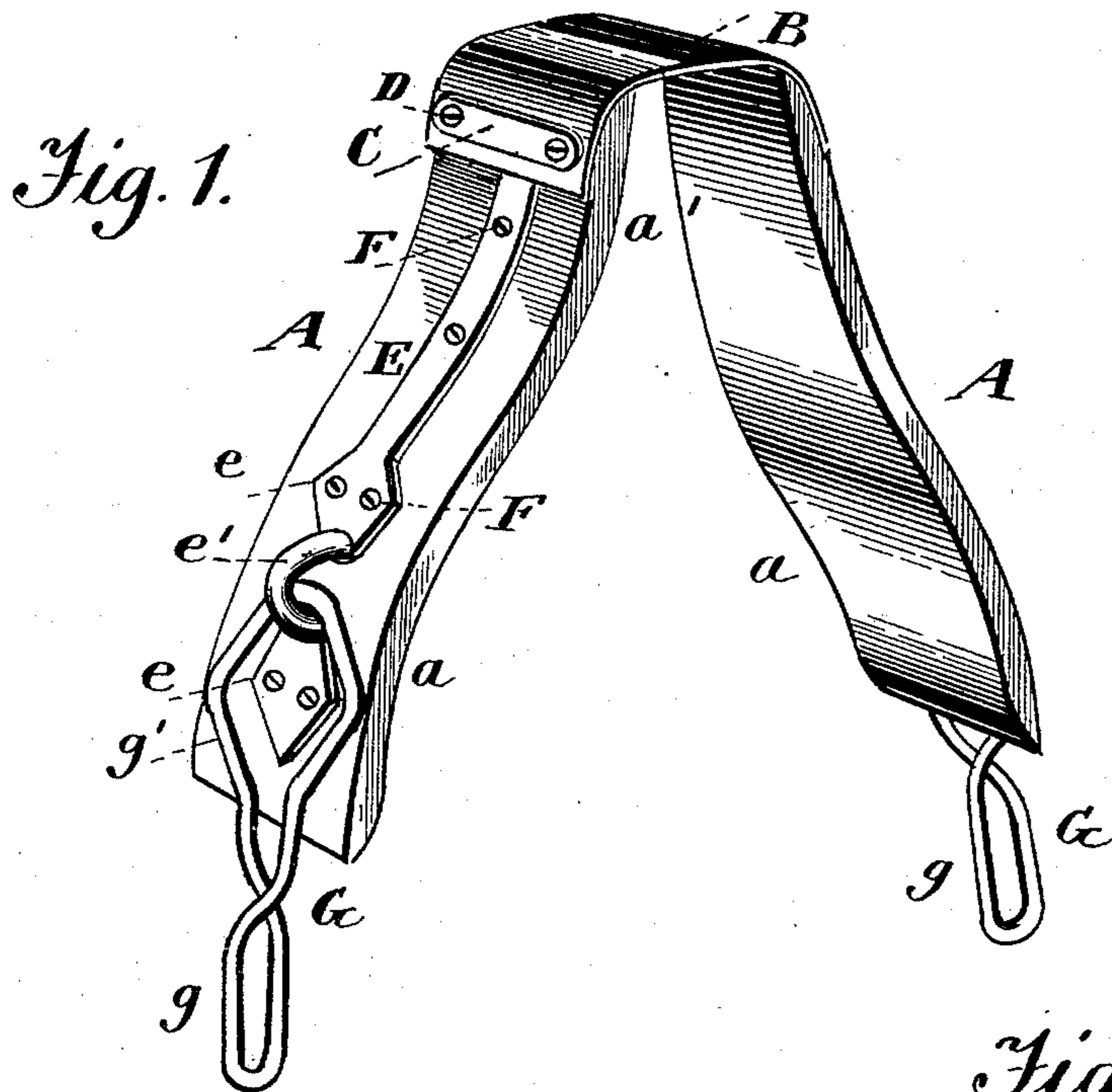
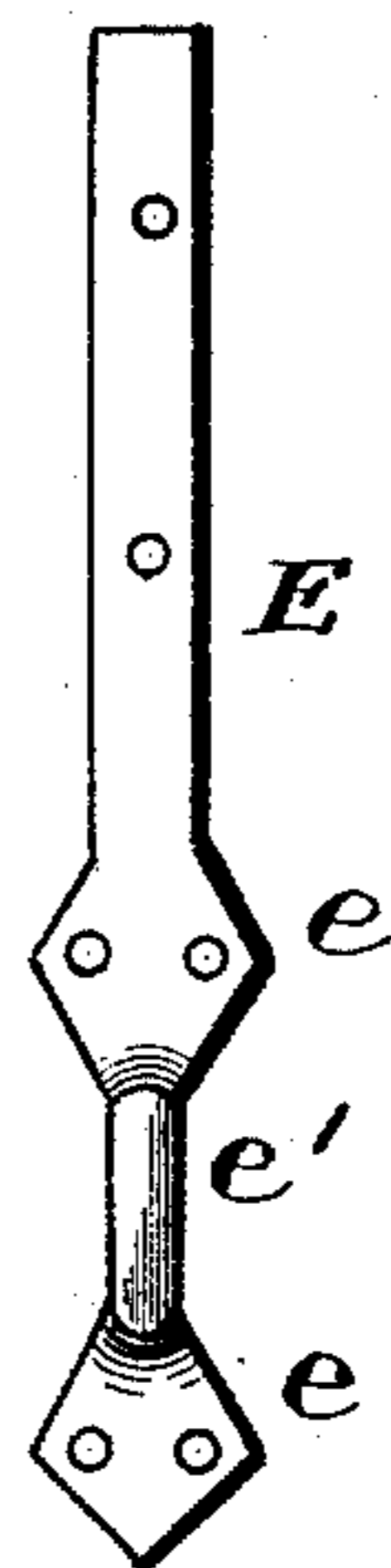


Fig. 3.



Witnesses.
A. Ruppert,
G. B. Towler

Inventor.
Egésippe D. Melançon
Per
Thomas P. Simpson
atty

UNITED STATES PATENT OFFICE.

EGESIPPE D. MELANÇON, OF DONALDSONVILLE, LOUISIANA.

TRACE-CARRIER.

SPECIFICATION forming part of Letters Patent No. 524,722, dated August 21, 1894.

Application filed May 24, 1894. Serial No. 512,271. (No model.)

To all whom it may concern:

Be it known that I, EGESIPPE D. MELANÇON, a citizen of the United States, residing at Donaldsonville, in the parish of Ascension and State of Louisiana, have invented certain new and useful Improvements in Trace-Carriers; and I do declare the following to be a full, clear, and exact description of the invention, such as will enable others skilled in the art to which it appertains to make and use the same, reference being had to the accompanying drawings, and to the letters of reference marked thereon, which form a part of this specification.

The special object of the invention is to make a trace carrier which shall be simple, cheap, efficient and little liable to get out of order.

Figure 1 of the drawings is a perspective view of my trace-carrier; Fig. 2 a detail view of one of the sides, and Fig. 3 a detail view of the staple.

In the drawings, A A represent the side pieces which are made of wood preferably. They are concaved at *a* to fit snugly around the body of the horse, while at the upper end, they are bent upward, as shown at *a'*, so as to conform to the shape of the animal's back. They are joined together at their upper ends by a flexible leather strap B which, being fastened on the upper sides of the pieces A A, does not touch the line of the back on which friction is liable to make sores. This flexible strap is secured to the side-pieces A A by means of the cross-plates C C and the screws D D, the latter extending through the plates and the leather into the wood.

E E represent staples whose ends are turned

and flattened out as shown at *e e* through which pass the screws F F into the wood of sides A A. Under the bow *e'* of the staple is secured one end of the traceholding loop or link G which is twisted at the middle to bring the lower part in a plane at right angles to that of the upper part. By this construction, the trace passes freely through the part *g* while the part *g'* turns vertically in the bow *e'* of the staple.

This traceholder is very durable and will bear the rough usage of farm or plantation hands without injury, for a long time, while it will be easy and comfortable to the horse, all friction calculated to produce galls and sores being entirely avoided.

Having thus described all that is necessary to a full understanding of my invention, what I claim as new, and desire to protect by Letters Patent, is—

A trace carrier consisting of the two wooden side pieces A A shaped as shown at *a a'*, the flexible strap B fastened at the ends upon the upper sides of the pieces A A, the crossplates C C screwed down upon the strap and wooden sides, the staples E E turned outwardly, flattened at their ends and secured by screws to the wood, and the twisted loops or traceholders G G, all substantially as shown and described.

In testimony whereof I affix my signature in presence of two witnesses.

EGESIPPE D. MELANÇON.

Witnesses:

R. MCCULLOH,
J. M. COUGHLIN.