

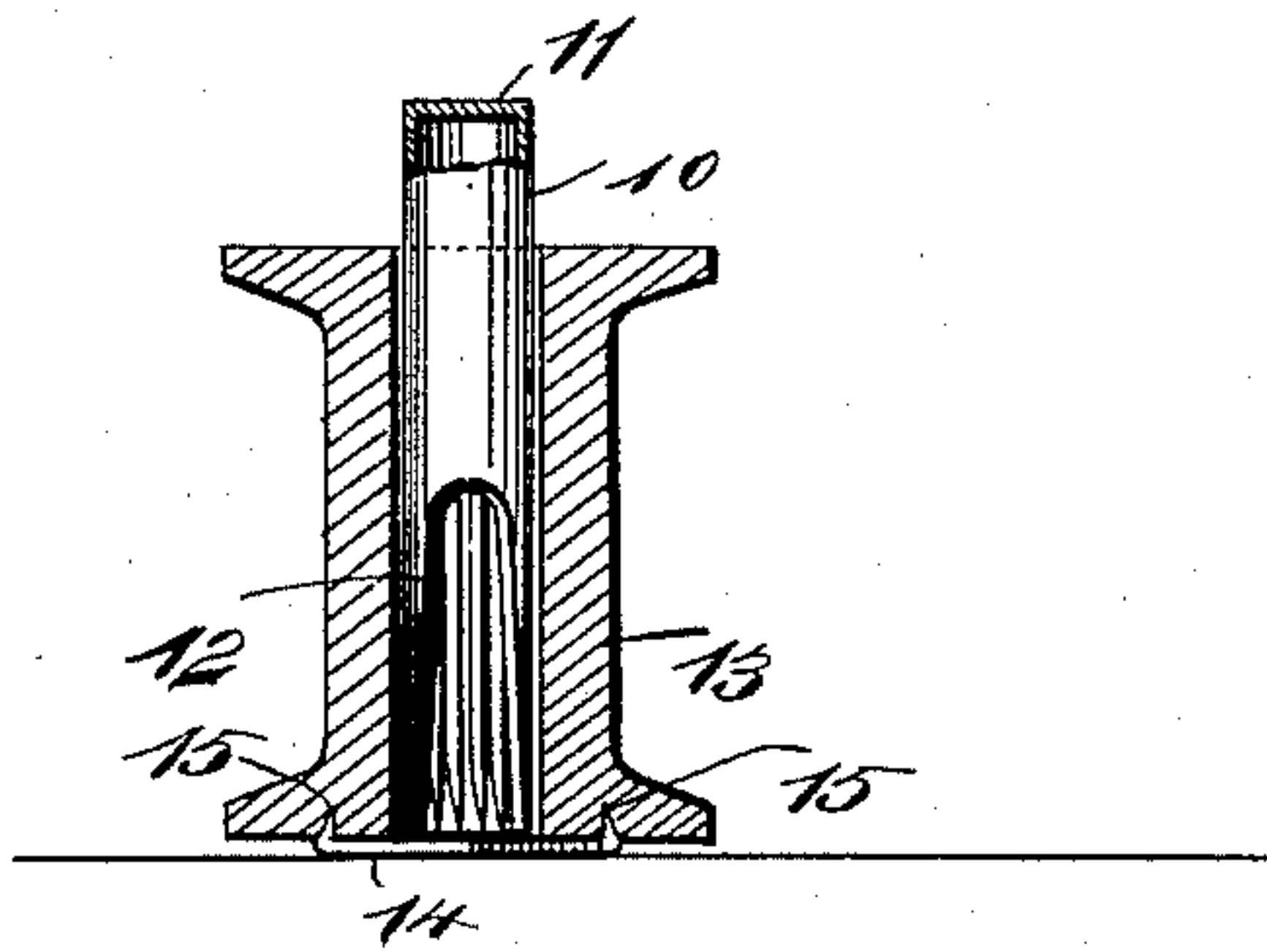
(No Model.)

J. J. MORRISON.  
NEEDLE CASE.

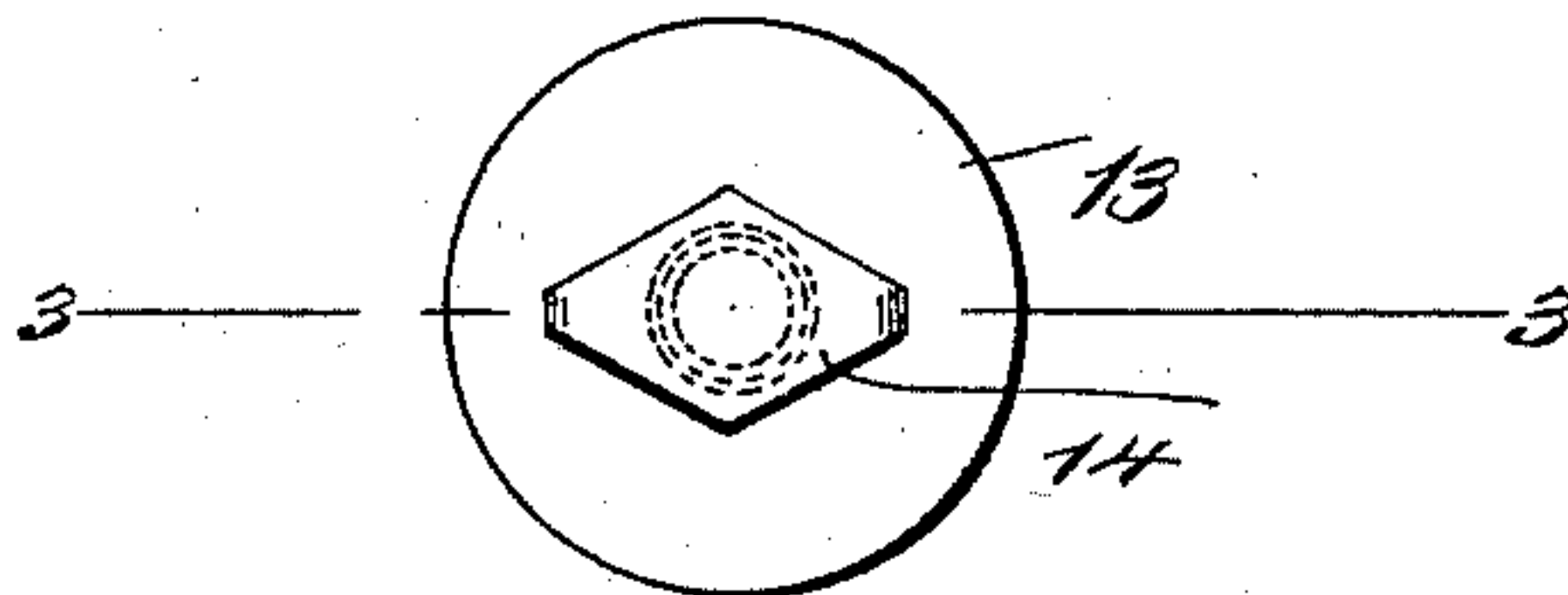
No. 524,600.

Patented Aug. 14, 1894.

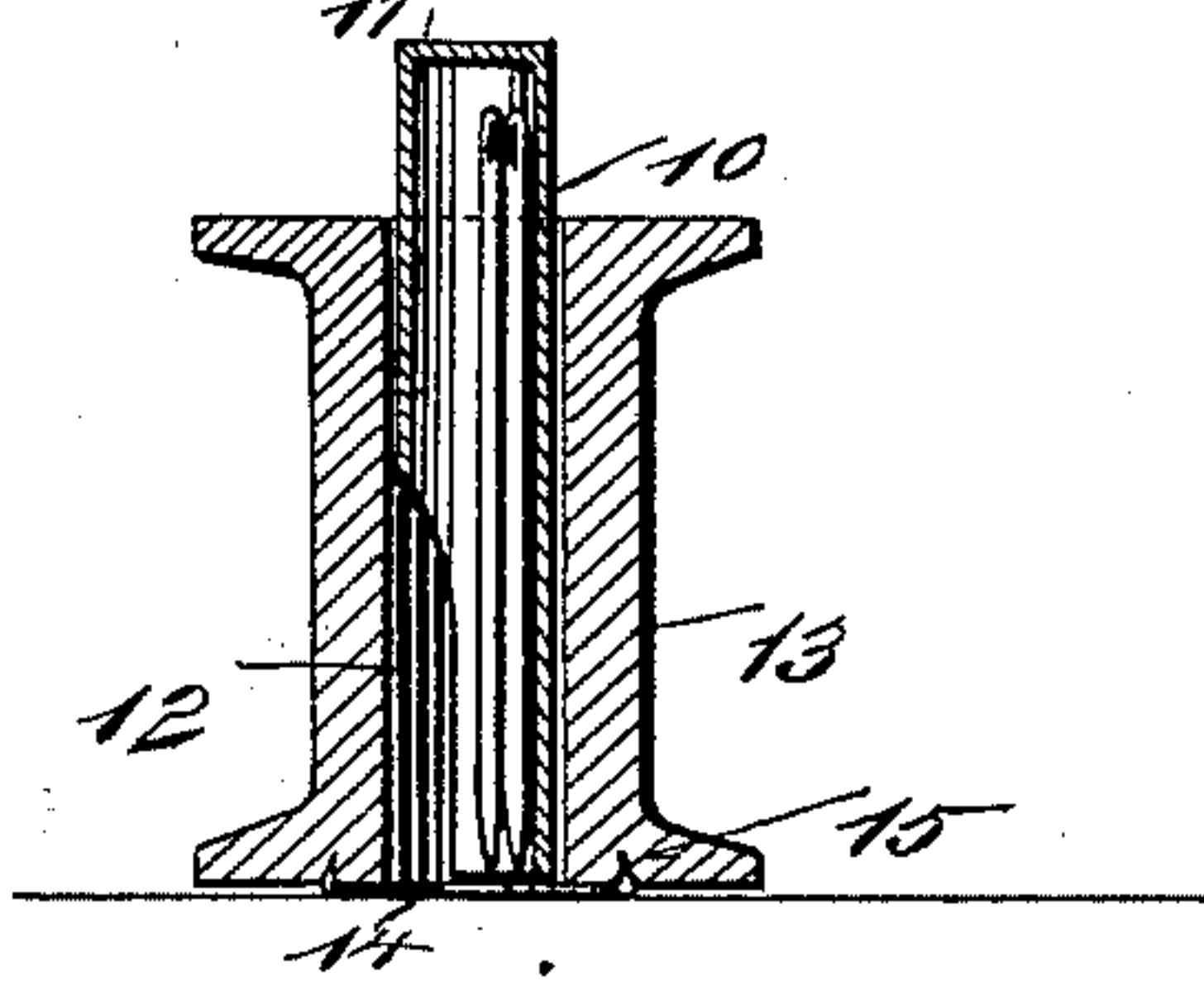
*Fig. 1.*



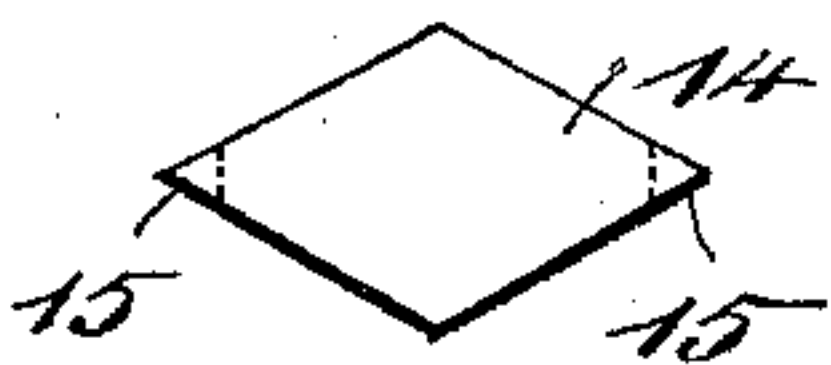
*Fig. 2.*



*Fig. 3.*




*Fig. 5.*



*Fig. 6.*



*Fig. 4.*



WITNESSES:

*V. McArdle.*  
*W. O. Hutchinson*

INVENTOR

*J. J. Morrison*

BY

*Munn & Co.*  
ATTORNEYS.

# UNITED STATES PATENT OFFICE.

JAMES J. MORRISON, OF NEW YORK, N. Y.

## NEEDLE-CASE.

SPECIFICATION forming part of Letters Patent No. 524,600, dated August 14, 1894.

Application filed April 24, 1894. Serial No. 508,784. (No model.)

*To all whom it may concern:*

Be it known that I, JAMES J. MORRISON, of New York city, in the county and State of New York, have invented a new and Improved Needle-Case, of which the following is a full, clear, and exact description.

My invention relates to improvements in needle cases; and the object of my invention is to produce a very cheap and simple needle case, which is adapted to hold a quantity of needles, which when not in use may be conveniently thrust into the bore of the common thread spool, and which when so applied is held by friction with said bore. The details of construction of the case are as hereinafter described.

Reference is to be had to the accompanying drawings, forming a part of this specification, in which similar figures of reference indicate corresponding parts in all the views.

Figure 1 is a sectional elevation of my improved needle case, as applied to a thread spool. Fig. 2 is an inverted plan view of the same. Fig. 3 is a vertical section on the line 3—3 of Fig. 2. Fig. 4 is a detail perspective view of the case proper. Fig. 5 is a detail plan view of the cover for the case; and Fig. 6 is a plan of a modified form of the cover.

The case is cylindrical in shape and is of a size to enter the bore of an ordinary thread spool. It is closed at one end, as shown at 11, is open at the other, and near this opening it is provided with a side opening 12 which extends inward from the open end to a distance nearly half the length of the cylinder. The latter being made of spring material, the

side edges of the opening, 12, are therefore expansible and compressible, and hence serve to hold the cylinder in the spool by friction with the bore of the same, so that its accidental detachment is prevented.

The case is preferably longer than the spool, so that its protruding end may be grasped by the fingers to enable the case to be easily pulled out of the spool. The open end of the case, when in the spool, is covered by a cover plate 14, which may be diamond shape, as shown in Fig. 5, circular, as shown at 14<sup>a</sup> in Fig. 6, or of any other design, and is provided with lugs 15 adapted to be pressed into the spool to hold the cover in place.

It will be observed that this case is extremely simple, that it may be conveniently applied to a spool, that it may be as easily removed, and that it has sufficient capacity to carry the needles necessary for use in ordinary sewing.

Having thus described my invention, I claim as new and desire to secure by Letters Patent—

The herein-described needle case, comprising a hollow cylinder, closed at one end, open at the other, made of spring material and provided with a longitudinal side opening merging in the open end, thereby forming elastic portions that serve to hold the cylinder in a spool bore, substantially as described.

JAMES J. MORRISON.

Witnesses:

WARREN B. HUTCHINSON,  
C. SEDGWICK.