


(No Model.)

2 Sheets—Sheet 1.

W. H. HALL.
SADDLE.

No. 523,789.

Patented July 31, 1894.



Attest:
C. W. Benjamin
Matthew Bowen

Inventor:
William H. Hall
by M. Bowen
his atty

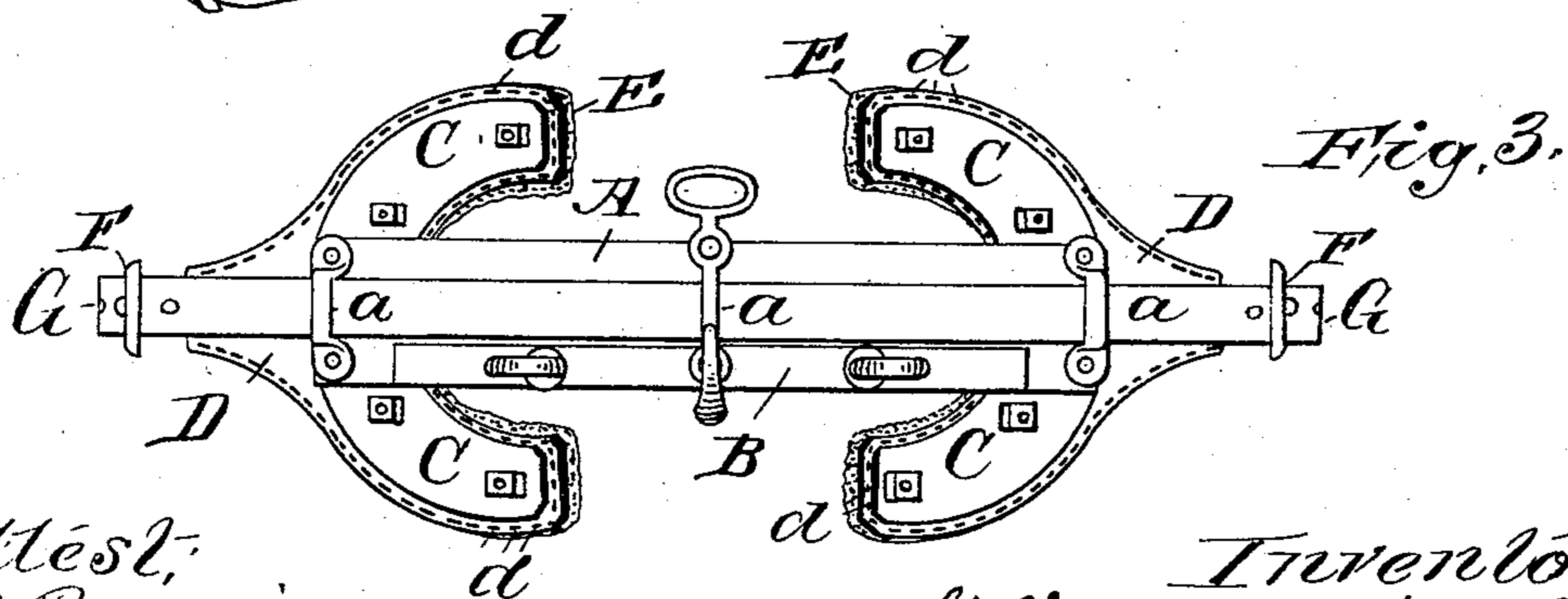
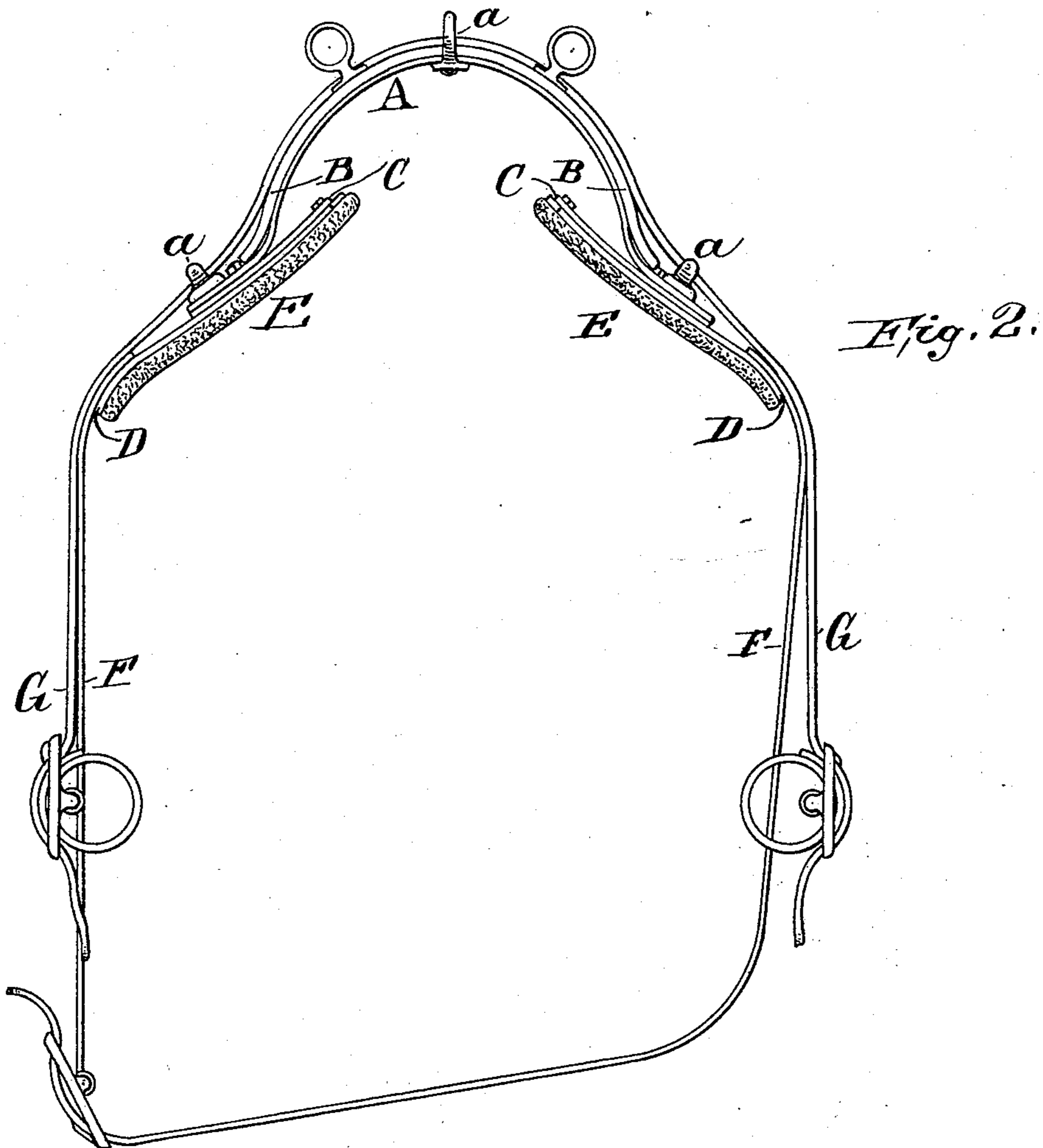
(No Model.)

2 Sheets—Sheet 2.

W. H. HALL.
SADDLE.

No. 523,789.

Patented July 31, 1894.



Attest:
C. N. Benjamin
Matthew Bowen

Inventor.
William H. Hall
by J. R. Bowen,
his atty

UNITED STATES PATENT OFFICE.

WILLIAM H. HALL, OF NEW YORK, N. Y.

SADDLE.

SPECIFICATION forming part of Letters Patent No. 523,789, dated July 31, 1894.

Application filed January 20, 1894. Serial No. 497,506. (No model.)

To all whom it may concern:

Be it known that I, WILLIAM H. HALL, of the city of New York, in the county and State of New York, have invented a certain new and useful Improvement in Saddles, of which the following is a specification.

I will describe a saddle embodying my improvement in detail and then point out the novel features in the claim.

In the accompanying drawings, Figure 1 is a view of a saddle embodying my improvement in position on a horse's back. Fig. 2 is a front view of a saddle embodying my improvement; and Fig. 3 is a top view thereof.

Similar letters of reference designate corresponding parts in all the figures.

A designates the arched frame of the saddle the ends of which are deflected. This arched frame may be made of any suitable material, but I prefer to make it of metal having some degree of elasticity. As shown in the drawings this frame A is preferably provided at its front edge upon its upper side with a rib B, intended to strengthen it, but this rib may be dispensed with.

The frame A is shown as fastened at both ends to the U-shaped pieces C C made preferably of yielding metal, and therefore capable of being bent to conform to the shape of those parts of the horse over which they are intended to rest. Bolted to the pieces C C are somewhat similarly shaped pieces D D of heavy leather, to which the padding E E is shown as affixed by the stitching *d d*. I prefer to make this padding of felt, but any suitable padding may be employed. Fastened to the parts D D is the "belly-band" F.

G designates the strap which supports the shafts of the vehicle. This strap G passes through the guides *a a a*.

It will be readily seen that by my improvement I produce a saddle light, cheap, serviceable and withal greatly promoting the comfort of the animal. The form of the frame removes all weight from the tender part of the horse's back, and promotes free circulation of air. The weight of the saddle and of the shafts supported thereby is thrown on the sides of the horse. In saddles in ordinary use the stepping on one of the shafts in getting on and off the vehicle and the tendency of the saddle to shift from side to side all combine to chafe and make sore the horse's back. These objections are overcome in the saddle embodying my improvement. The shape of the plates C permits them to more readily yield and hence facilitates the operation of conforming them to the animal's back. It will also be apparent that the parts of my saddle which I prefer to make of metal may be polished or plated, and as a result an attractive appearance will be attained.

What I claim as my invention, and desire to secure by Letters Patent, is—

The herein described harness-saddle, consisting of the opposite U-shaped yielding padded plates, and the superimposed arch having its opposite ends connected to intermediate points of the plates, substantially as specified.

WILLIAM H. HALL.

Witnesses:

J. R. BOWEN,
MATTHEW BOWEN.