

(No Model.)

G. E. HUMBERT.
GUARD FOR SLIDES OF REPEATING WATCHES.

No. 523,207.

Patented July 17, 1894.

Fig. 1.

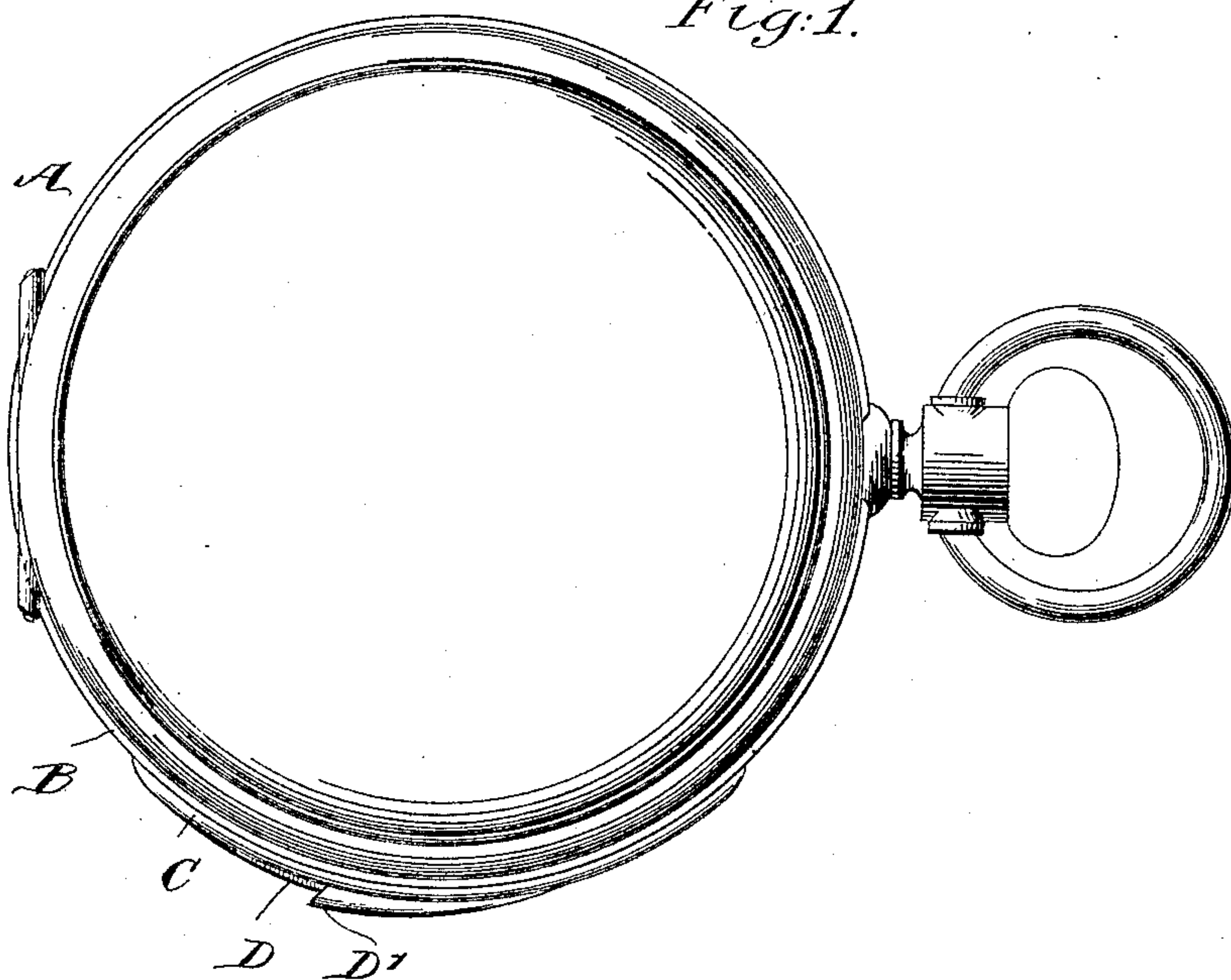


Fig. 2.

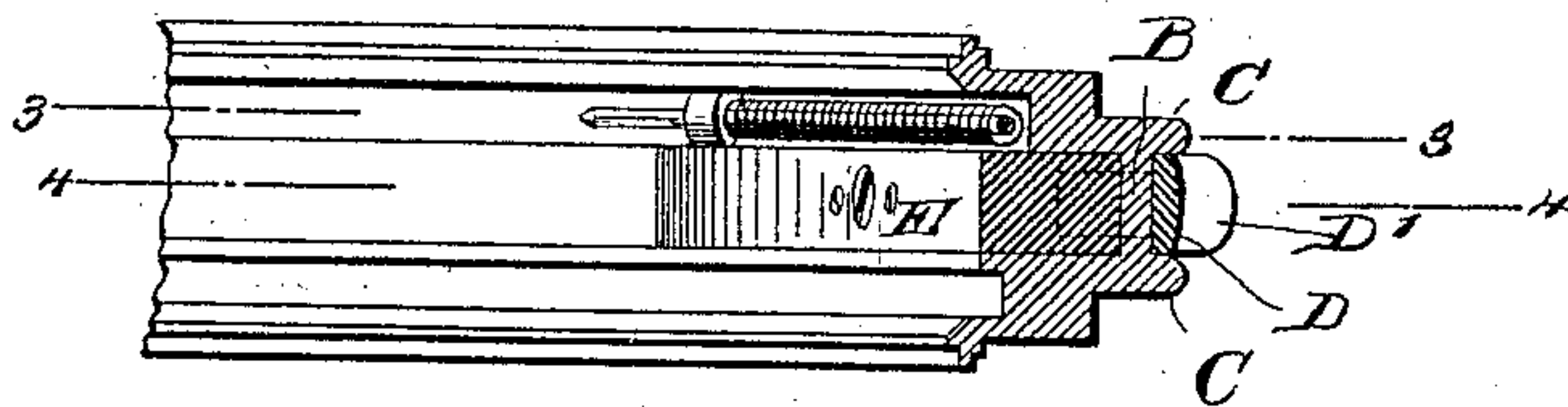


Fig. 3.

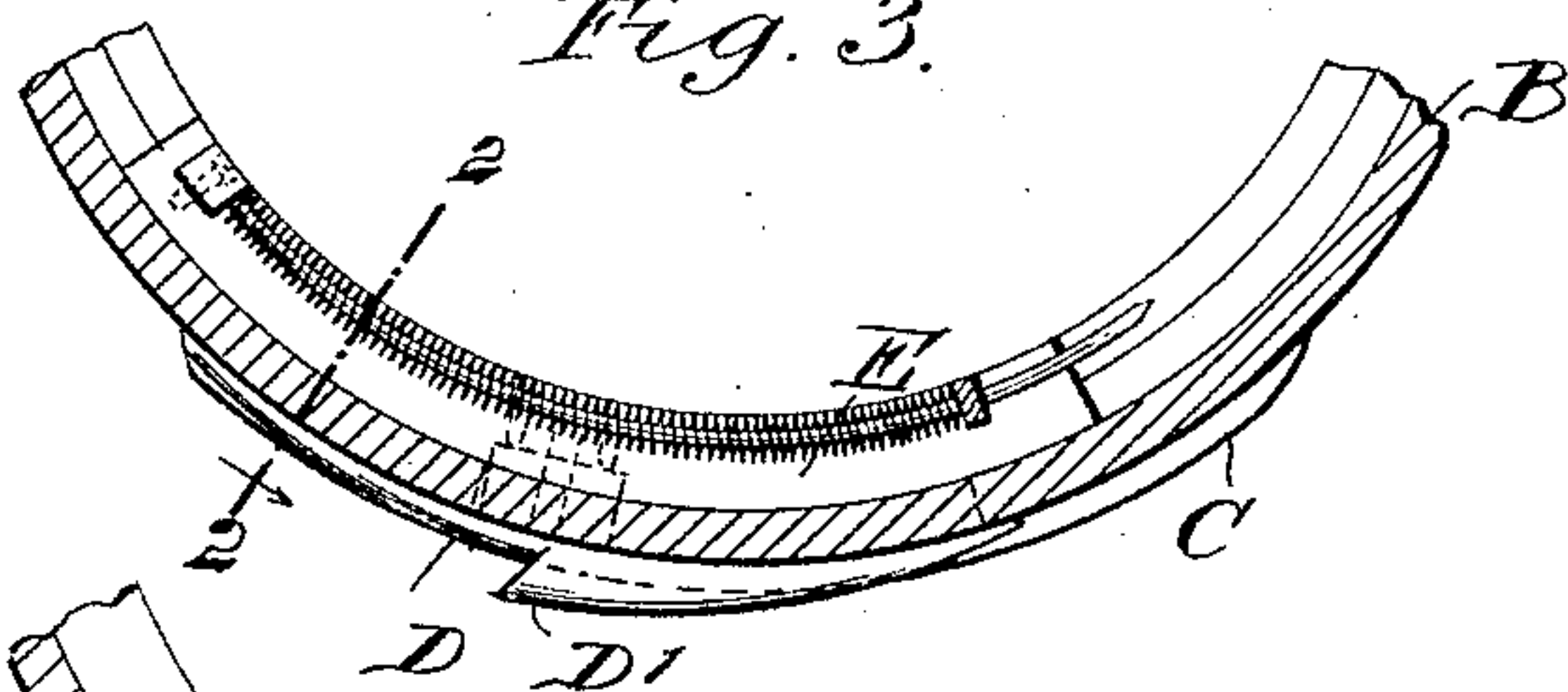


Fig. 4.



WITNESSES:

John A. Rennie.

Thos. G. Rennie.

INVENTOR

G. E. Humbert

BY

Munn & Co.

ATTORNEYS.

UNITED STATES PATENT OFFICE.

GEORGE EDWARD HUMBERT, OF BROOKLYN, NEW YORK.

GUARD FOR SLIDES OF REPEATING-WATCHES.

SPECIFICATION forming part of Letters Patent No. 523,207, dated July 17, 1894.

Application filed March 13, 1894. Serial No. 503,423. (No model.)

To all whom it may concern:

Be it known that I, GEORGE EDWARD HUMBERT, of Brooklyn, in the county of Kings and State of New York, have invented a new and Improved Guard for Slides of Repeating-Watches, of which the following is a full, clear, and exact description.

The invention relates to watch cases, and its object is to provide a new and improved guard for the slides of repeating watches, to prevent foreign matter, such as threads and other substances, from passing under or catching on the slide, to bend or otherwise injure the same.

The invention consists principally of a segmental bead or beads on the center of the watch casing, to form a guideway or guard for the slide.

The invention also consists of certain parts and details, and combinations of the same, as will be hereinafter described and then pointed out in the claims.

Reference is to be had to the accompanying drawings, forming a part of this specification, in which similar letters of reference indicate corresponding parts in all the figures.

Figure 1 is a face view of the improvement as applied. Fig. 2 is a cross section of the same on the line 2—2 of Fig. 3. Fig. 3 is a sectional side elevation of the same on the line 3—3 of Fig. 2; and Fig. 4 is a similar view of the same on the line 4—4 of Fig. 2.

The watch casing A, for repeating watches is provided with the usual center or rim B, on which are formed or secured exteriorly the segmental beads C C, between which is fitted to slide on the exterior peripheral surface of the center B, a repeating slide D, of any approved construction. Thus, the beads C C form a guard for the slide D whether the latter is in a resting or in a repeating position, the beads being of a sufficient length to extend to the ends of the slide, whether the latter is in a resting or a repeating position.

The slide D is provided with the usual shoulder D' at or near its middle, and with the block D² extending inwardly and fitted to slide in the slot B' formed in the usual manner in the center B. On the block D² is secured a spring pressed arm E adapted to actuate the mechanism of the watch to set the

repeating device in motion, as is well known. Now, it will be seen that as the beads C C are of a length to correspond with the length of the slide D and its movement, the ends of the said slide do not move beyond the ends of the beads, so that foreign matter such as threads and the like, cannot catch under the slide and bend or otherwise injure the same. Furthermore the slide D is prevented from lateral movement, as the beads prevent such movement of the slide.

The shoulder D' of the slide D is sufficiently high above the beads C C to readily permit the operator to take hold of the said shoulder in moving the slide into repeating position, to actuate the repeating mechanism of the watch.

If desired, only a single bead may be employed, either on the side of the center or wherever found practical, and this is especially desirable in case the center is knurled; or another style requires that only one bead be employed, which will not permit of filing the bead out without disfiguring the entire casing. In this case, the bead is usually supplied separately and soldered in place, instead of being formed as a direct part of the center of the casing.

It will be seen that by the use of the guards constructed in the manner described, nothing can get under the ends of the slide to bend or otherwise injure the same. Furthermore, the beads protect the slide from accidental blows, so that the slide will not bind in the rim or center.

Having thus fully described my invention, I claim as new and desire to secure by Letters Patent—

1. A guard for slides of repeating watches, consisting of a segmental bead or beads on the center of the watch casing, to form a guard for the slide, substantially as shown and described.

2. As a new article of manufacture, a watch case provided on the exterior surface of its center with segmental beads, forming a guard for the slide of a repeating watch, substantially as shown and described.

GEORGE EDWARD HUMBERT.

Witnesses:

THEO. G. HOSTER,
C. SEDGWICK.