

(No Model.)

J. DE LONEY.
FASTENING FOR HORSE BLANKETS.

No. 522,882.

Patented July 10, 1894.

Fig. 1.




Fig. 2.




Fig. 3.

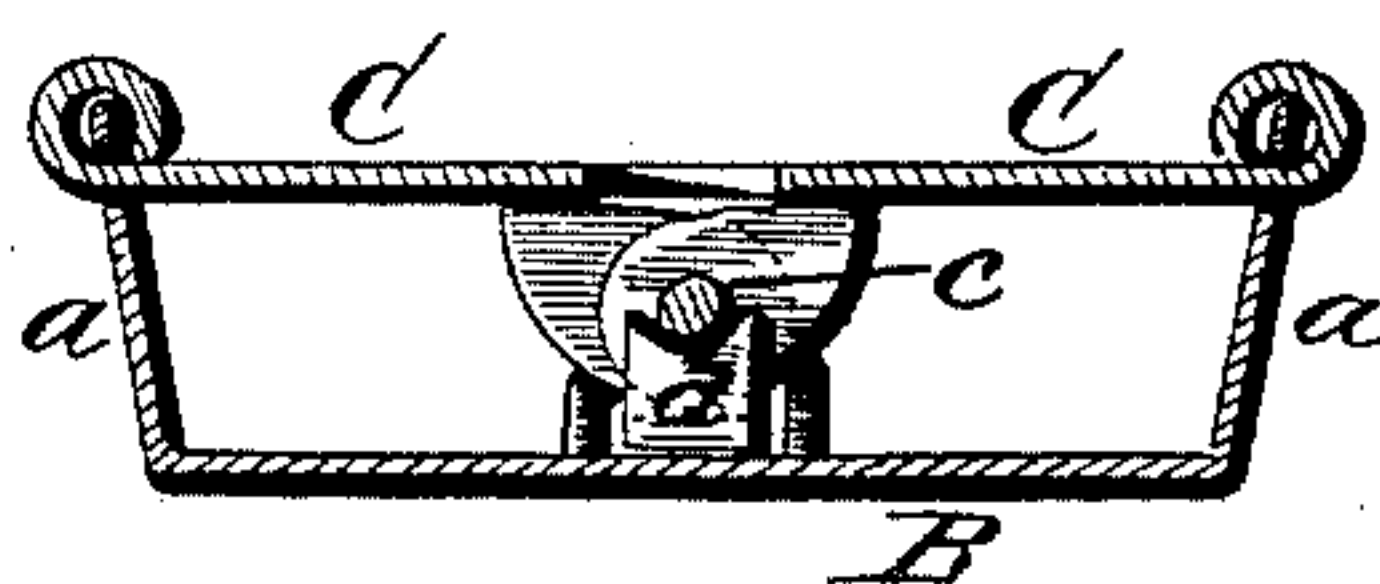



Fig. 4.



Witnesses
Wm. Williamson.
Wm. B. Gladding.

Inventor
James De Loney,
per Cha. W. Fowler,
Attorney.

UNITED STATES PATENT OFFICE.

JAMES DE LONEY, OF PLYMOUTH, INDIANA.

FASTENING FOR HORSE-BLANKETS.

SPECIFICATION forming part of Letters Patent No. 522,882, dated July 10, 1894.

Application filed January 13, 1894. Serial No. 496,712. (No model.)

To all whom it may concern:

Be it known that I, JAMES DE LONEY, a citizen of the United States, residing at the city of Plymouth, in the county of Marshall and State of Indiana, have invented certain new and useful Improvements in Fastenings for Horse-Blankets, &c.; and I do hereby declare that the following is a full, clear, and exact description of the same, reference being had to the annexed drawings, making a part of this specification, and to the letters of reference marked thereon.

The present invention has for its object to provide a simple and easily operating device to be attached to harness for holding in place the blanket upon a horse or other animal, or applied to any other uses to which the device may be found applicable.

The invention therefore consists of a fastening device constructed substantially as shown in the drawings and hereinafter described and claimed.

Figure 1 of the drawings represents a perspective view of my improved fastening device showing the spring actuated jaws in an open position to receive the blanket or other article to be fastened; Fig. 2 a similar view with the jaws in a closed position; Fig. 3 a longitudinal section of the device; Fig. 4 a perspective view of the device showing it constructed of wire.

In the accompanying drawings A represents a portion of the strap of a harness to which my improved device is attached by any preferred and well known means.

The device consists in part of a suitable frame B consisting of a rectangular strip of metal having its ends bent outwardly at an angle as shown at *a*, or if preferred, wire may be used in place of sheet metal in the construction of the frame, as shown in Fig. 4. Hinged or otherwise suitably connected to the ends *a* are jaws C, which jaws may have teeth or serrated edges to better hold between them the blanket or other article which they are to secure against accidental displacement upon the horse or other animal. The frame B, either of sheet metal or wire, is preferably made of spring material so that the jaws will be spring actuated in closing or opening.

Any suitable means however may be employed for rendering the jaws spring actuated, as there are various and well known means that might be employed that would serve substantially the same purpose. In order to render the jaws C more effective the same are pivoted together as shown at *b*, in any well known manner found best adapted to the purpose.

It will be noticed that the ends *a* of the frame B are not upright, or in other words perpendicular with relation to the base or bottom of the frame, or at right angles thereto, but are disposed at an obtuse angle or extend outwardly on a slight incline. This angle to which the ends *a* assume with relation to the base or bottom of the frame B, enables the jaws C to have greater play and less liability of their binding against the ends *a*. The spring actuated jaws are forced outward to open them, as shown in Fig. 1, by means of a pivoted forcing lever D, said lever being operated by the thumb or finger pressing down upon the outer end thereof, which will force the inner end of the lever upward against the pivot-rod *c* or other portion of the jaws or their connection and cause the jaws to open as shown.

The inner end of the forcing-lever D may have a notched end *d* to engage with the pivot-rod *c* when brought in contact therewith and its outer end extended to form a thumb-piece for operating it.

When the blanket or other article to be held in position over the horse or other animal is inserted between the jaws, by a downward pressure upon the jaws the same will grasp the blanket and hold it firmly between them until released by the forcing-lever D.

The device may be attached to the leather strap of a harness by riveting or otherwise as would be considered the most effective.

In the present instance I have shown the device as secured to the strap by riveting, and for this purpose the device is provided with ears *e* through which the rivets extend.

The frame and the spring actuated jaws and their connection to the frame and to each other, may be variously modified or changed in the details of construction without departing from the principle of my invention.

Having now fully described my invention,
what I claim as new, and desire to secure by
Letters Patent, is—

5 A fastening device for horse-blankets and
for other purposes, consisting of a suitable
frame, spring actuated jaws connected there-
to, and an independently operating pivoted
lever having its end extending under the jaws
to force them apart when operated and hav-
10 ing its outer end extended to form a thumb-

piece, substantially as and for the purpose set
forth.

In testimony that I claim the above I have
hereunto subscribed my name in the presence
of two witnesses.

JAMES DE LONEY.

Witnesses:

SAMUEL PARKER,
DAVID E. SNYDER.