

(No Model.)

P. HOENK.
ROOF GUTTER.

No. 522,833.

Patented July 10, 1894.

Fig. 1.




Fig. 2.

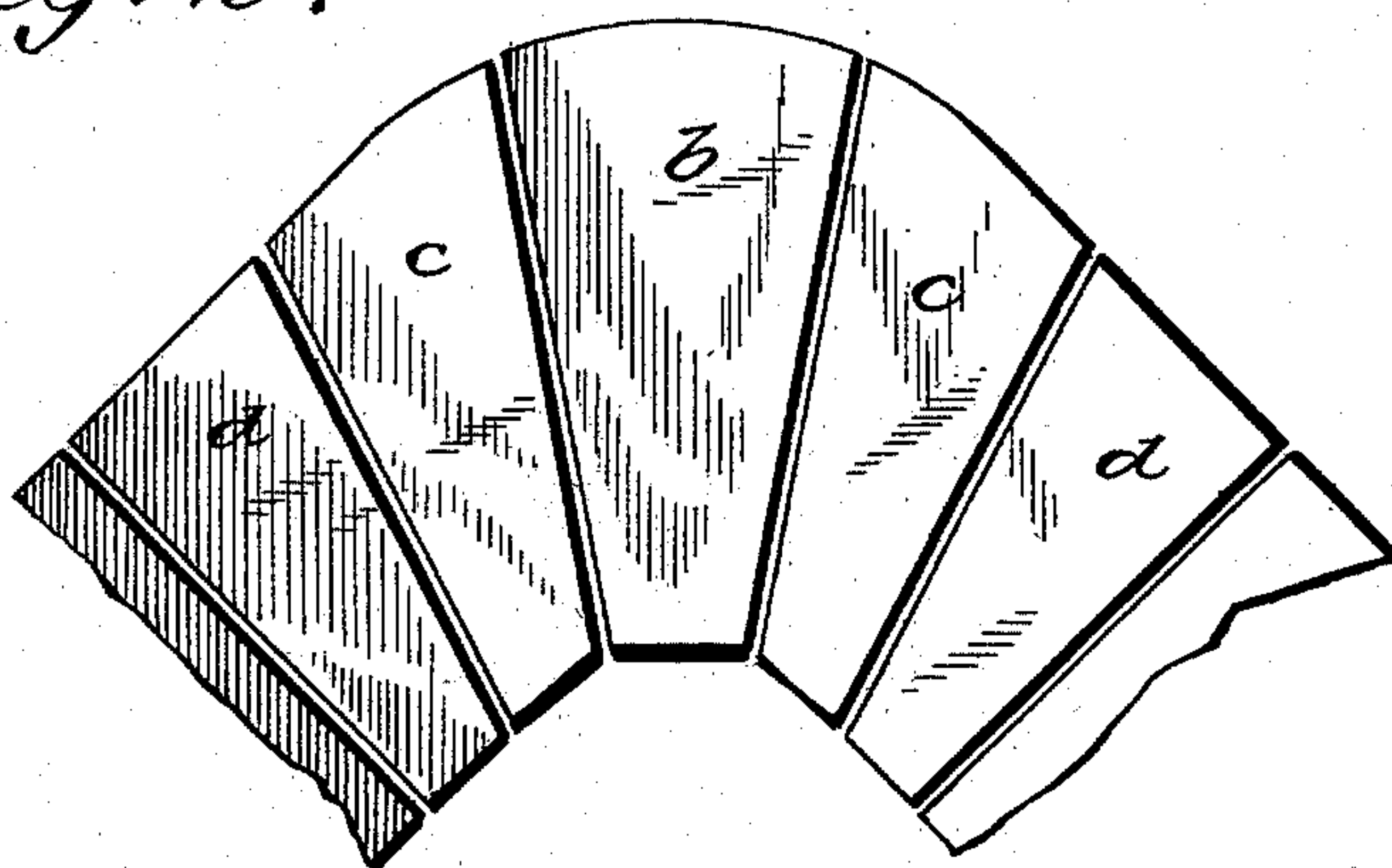
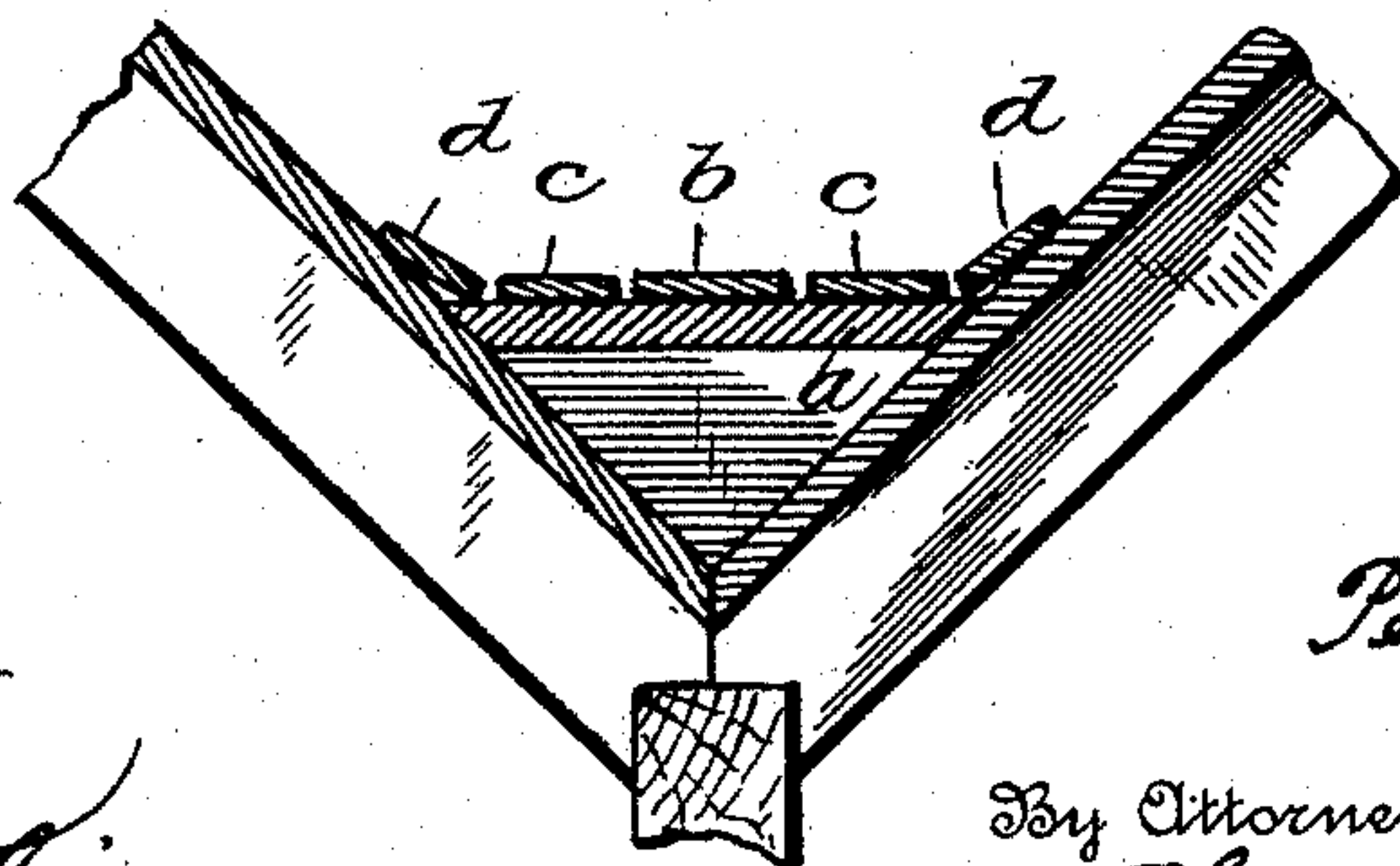


Fig. 3.



Witnesses
Wm. H. Gaudin
Geo. R. Hamlin

Inventor:
Peter Hoenk

By Attorney
Rhesa & Purvis

UNITED STATES PATENT OFFICE.

PETER HOENK, OF POTSDAM, MINNESOTA.

ROOF-GUTTER.

SPECIFICATION forming part of Letters Patent No. 522,833, dated July 10, 1894.

Application filed February 16, 1894. Serial No. 500,407. (No model.)

To all whom it may concern:

Be it known that I, PETER HOENK, a citizen of the United States, residing at Potsdam, in the county of Olmsted and State of Minnesota, have invented certain new and useful Improvements in Roof-Gutters; and I do declare the following to be a full, clear, and exact description of the invention, such as will enable others skilled in the art to which it appertains to make and use the same, reference being had to the accompanying drawings, and to the letters of reference marked thereon, which form a part of this specification.

The object of my invention is to provide a superior manner of making roof gutters whereby the use of tin, galvanized iron and other like materials may be dispensed with.

To this end my invention consists in the peculiar construction and arrangement of shingles; and it further consists in the use of a peculiar foundation to be used in connection with such shingles.

In the accompanying drawings: Figure 1, represents a top view of a roof gutter constructed after the manner of my invention; Fig. 2, a side elevation of the form and relative arrangement of the peculiarly shaped shingles employed; and Fig. 3, a transverse section through a gutter formed in my improved manner.

The reference letter *a* denotes a plank, timber or board laid in the vertex of the roof to create a filling or bridge on which the shingles are placed. In constructing a gutter it is advantageous to employ five shingles *b, c, d*. These are substantially wedge-shaped and are laid side by side as shown in Fig. 2. The central shingle *b* is given, more strictly, the form

of a keystone while those upon the sides adjacent thereto have substantially the shape of a trapezoid.

In practice my gutter shingles are laid with two inches, more or less, exposed to the weather instead of four inches, as is customary with ordinary shingles, and in this way there will be two rows of gutter shingles to one of the straight shingles, as will be clearly seen in Fig. 1. It will be observed that with shingles of this peculiar shape, the obtuse angle at the bottom of the intersecting surfaces of the roof can be worked over snugly, and gracefully so that there will be no cracks or joints left for the water to leak through.

As there is no tin necessary in the use of my device, the roof will stay in repair much longer. Further than this the gutter can be built by any competent carpenter without the expense of a tinsmith.

A still further advantage of my invention is that it is not subject to changes of temperature, which quality is a great desideratum in cold climates.

Having thus described my invention, what I claim as new, and desire to secure by Letters Patent, is—

The herein described roof-valley or gutter formed of wedge-shaped shingles, in combination with a bridge or filling placed in the vertex of the roof, and on which the shingles are laid, substantially as described.

In testimony whereof I affix my signature in presence of two witnesses.

PETER HOENK.

Witnesses:

W. LOGAN BRACKINRIDGE,
MARY HARTNEY.