

(No Model.)

M. H. BAER.
METALLIC FENCE POST.

No. 522,818.

Patented July 10, 1894.

Fig. 1.

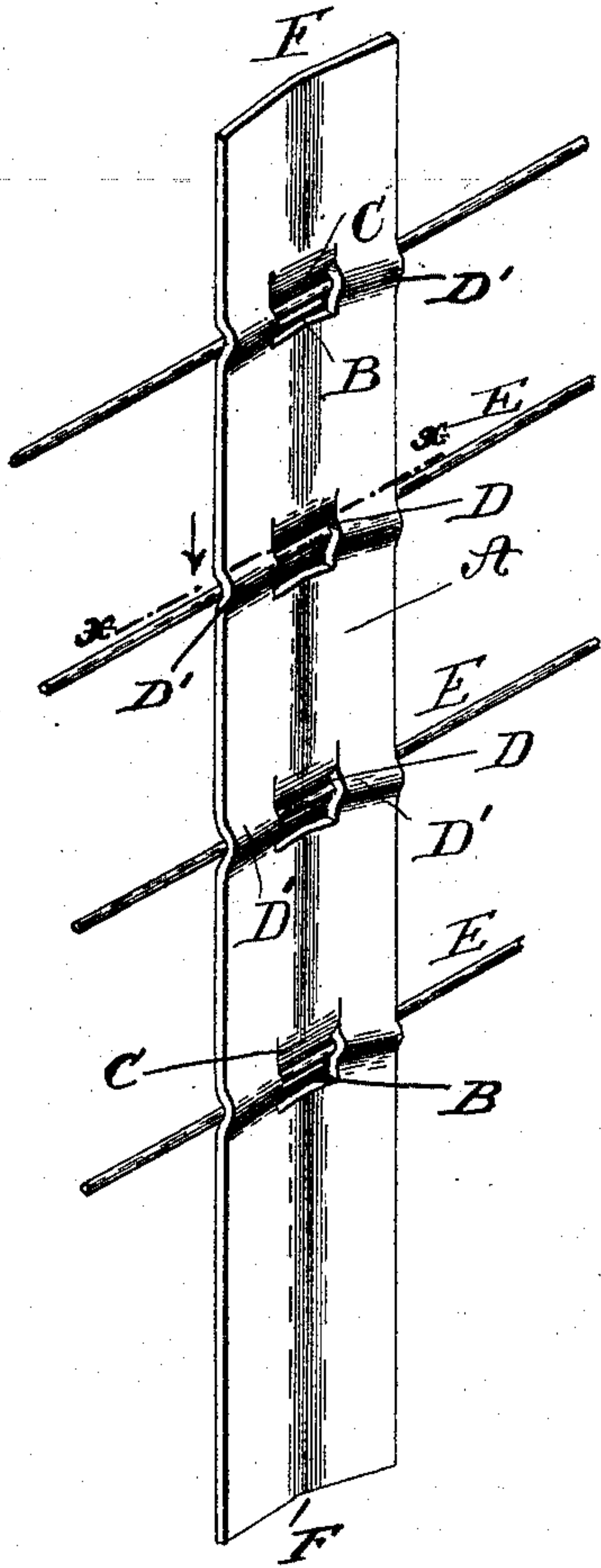


Fig. 2.

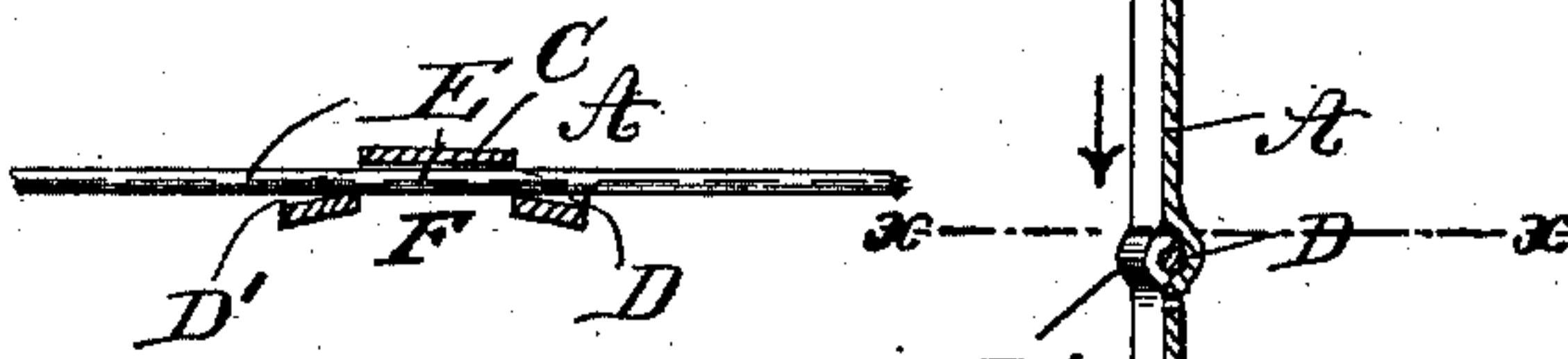


Fig. 3.

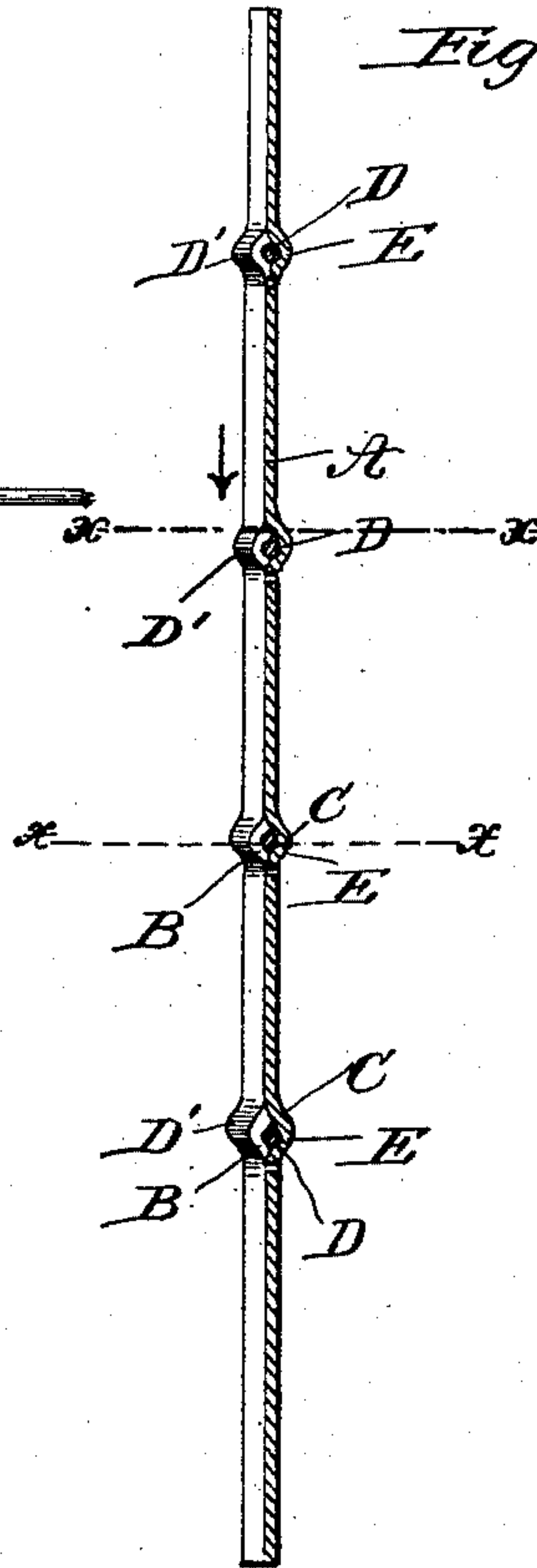
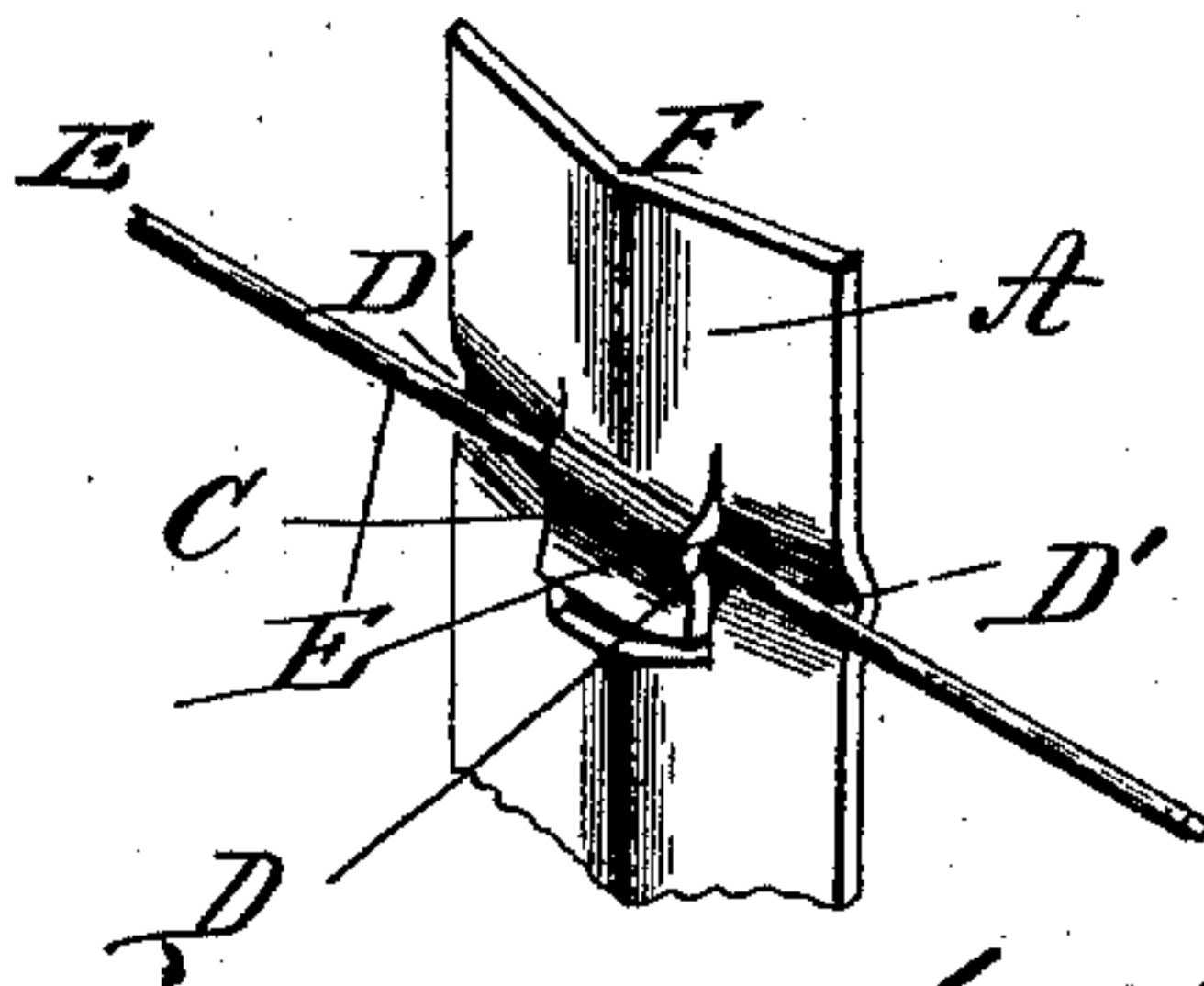


Fig. 4.



WITNESSES:
F. L. Ouraud,
Emmett J. Jones

INVENTOR:
Martin H. Baer,
by Louis R. Rogers & Co.
Attorneys.

UNITED STATES PATENT OFFICE.

MARTIN H. BAER, OF HAGERSTOWN, MARYLAND.

METALLIC FENCE-POST.

SPECIFICATION forming part of Letters Patent No. 522,818, dated July 10, 1894.

Application filed February 24, 1894. Serial No. 501,376. (No model.)

To all whom it may concern:

Be it known that I, MARTIN H. BAER, a citizen of the United States, and a resident of Hagerstown, in the county of Washington and State of Maryland, have invented certain new and useful Improvements in Metallic Fence-Posts; and I do hereby declare that the following is a full, clear, and exact description of the invention, which will enable others skilled in the art to which it appertains to make and use the same, reference being had to the accompanying drawings, which form a part of this specification, and in which—

Figure 1 is a perspective view of my improved metallic fence post. Fig. 2 is a transverse sectional view on line $x-x$. Fig. 3 is a longitudinal sectional view through the middle of the post; and Fig. 4 is a perspective view of a portion of the post from the side opposite to the view shown in Fig. 1.

Like letters of reference designate corresponding parts in all the figures.

This invention relates to metallic fence posts of that type which consist of a rectangular plate of metal, provided with slots for the insertion of bent portions of the fence-wires. As heretofore constructed, this type of metallic fence posts is provided with metallic rods or staples, which are inserted through the bent or looped portions of the fence-wires where these are inserted through the slots in the plate, for the purpose of binding or locking the fence-wires upon the slotted plate; and the object of my invention is to do away with these locking-wires or staples, by so constructing the post-plate that the wires will be held in place thereon without any extraneous devices.

Referring to the accompanying drawings, the letter A denotes my improved fence-post, or post-plate, which consists of a rectangular plate of any suitable sheet-metal, of the proper size and thickness. By the use of suitable machinery, slots are cut into this plate, as shown at B; but without removing the tongue or piece of metal, C, formed by cutting these slots. The tongue, C, appertaining to and formed by the cutting of each slot, is bent back of the plate, and creased to form a groove or pocket, D, which receives that portion of

the wire, E, which crosses and is attached to the plate. The body of the plate is also grooved or corrugated, as shown at D', in alignment with the groove or pocket, D, in the tongue, so that each of the fence-wires, E, will be embedded in the recess or pocket formed by the continuous groove, D D' D. In addition to the transverse grooves, D', plate, A, is bent longitudinally along its median line, forming an obtuse angle in cross section, with a recess, F, at the bottom or apex of the angle. This strengthens or stiffens the plate longitudinally, giving it the requisite degree of solidity and rigidity, while the transverse grooves or corrugations, D, serve the two-fold purpose of forming recesses or pockets for the fence-wires, E, and of strengthening and stiffening the plate laterally.

It will be obvious that my improvement as hereinbefore described is not limited in its application to metallic fence posts, but is equally well adapted to metallic stays or pickets for metallic fences. In fact, on the drawings I have shown the improvement as applied to a stay rather than to a fence post; the only difference being, however, that the post is simply a stay extended downwardly, or with a downward extension of sufficient length to embed it in the ground.

I am well aware that it is not new, broadly, to construct a longitudinally grooved metallic fence-post or stay with transverse slots and pockets for the insertion of the fence-wires; and I am also aware that posts have been constructed with tongues formed by cutting slots into the post and bending the metal outwardly; nor do I claim these constructions broadly. But I am not aware that a grooved tongue, in combination with a slotted plate having grooves or pockets in alignment with the grooves in the tongues, has before been made; and

What I claim as my improvement, and desire to secure by Letters Patent of the United States, is, therefore—

1. As an improved article of manufacture, a metallic fence post, consisting of the plate, A, bent longitudinally to form an obtuse angle in cross-section, and corrugated transversely to form horizontal grooves or pockets

ets, D', and provided with the slots, B, and
their appropriate tongues, C; said tongues be-
ing grooved transversely in alignment with
the adjacent or contiguous transverse grooves
5 in the plate but in the opposite direction, or
oppositely thereto; substantially as and for
the purpose shown and set forth.

2. The combination with the grooved and
slotted plate, A, provided with the central
10 grooved tongues, C, of the fence-wires, E E,
inserted between the rearwardly-bent tongues
and the body of the plate, and resting within
the continuous pocket formed by the groove

in the tongue and the contiguous grooves in
the body of the plate on opposite sides of the 15
central grooved tongue and in alignment
therewith; substantially as and for the pur-
pose shown and set forth.

In testimony that I claim the foregoing as
my own I have hereunto affixed my signature 20
in presence of two witnesses.

MARTIN H. BAER.

Witnesses:

C. H. HERBERT,
A. YINGLING.