

(No Model.)

J. P. KELSEY.  
METALLIC BINDER.

No. 522,734.

Patented July 10, 1894.

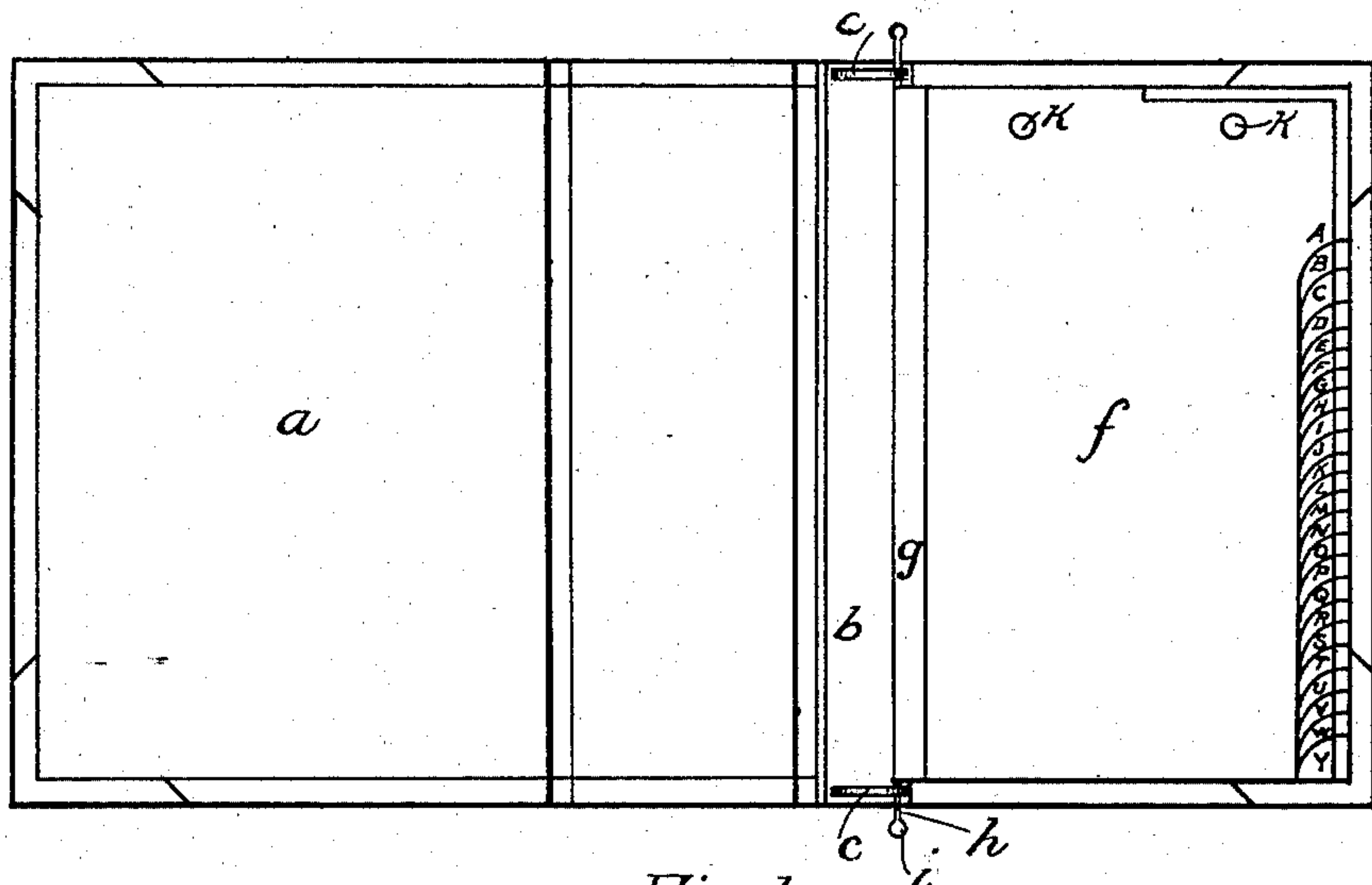


Fig. 1.

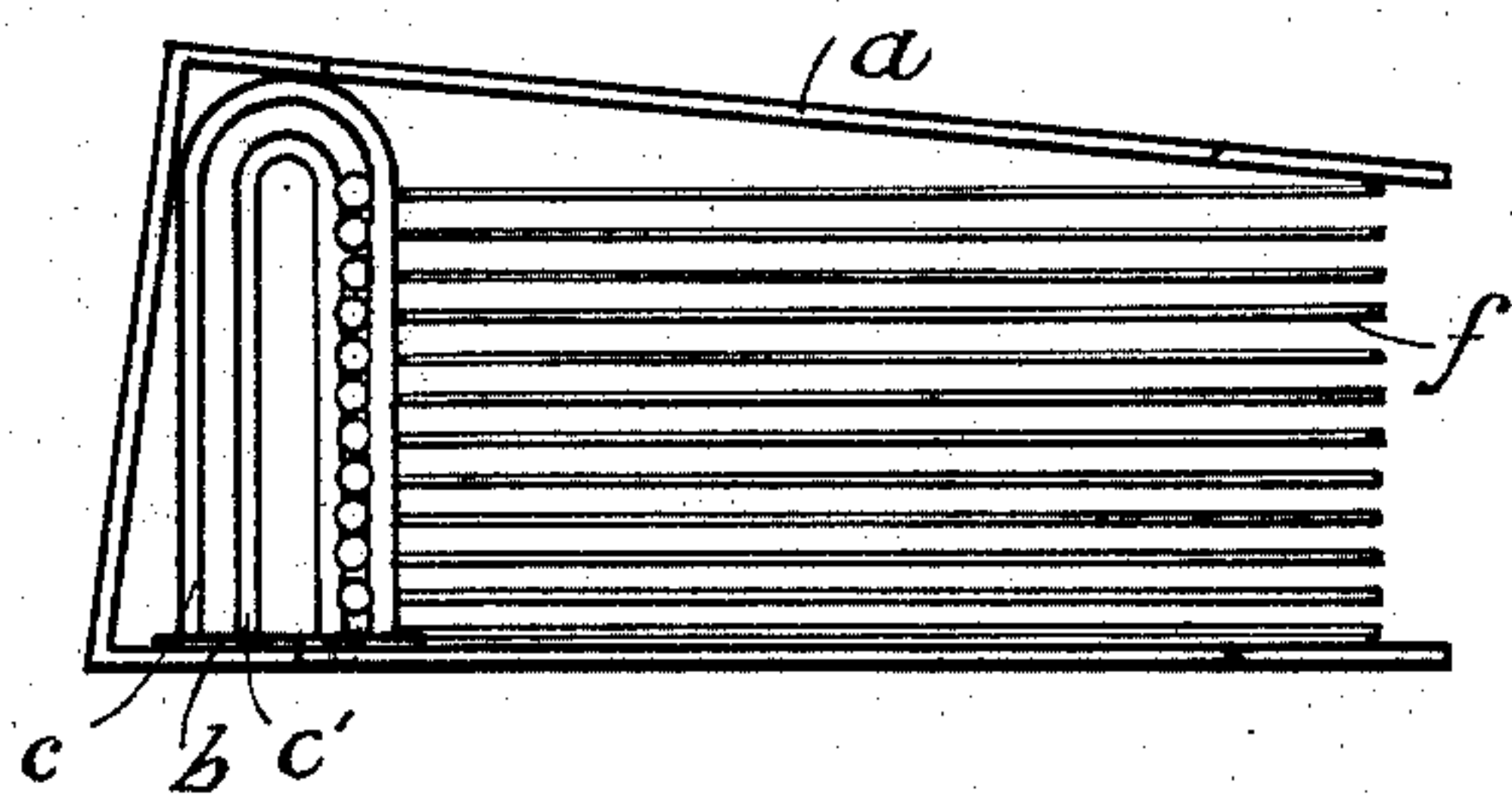


Fig. 2.




Fig. 3.




Fig. 4.

Witnesses.  
A. C. Perry.  
W. B. Bullard.

Inventor.  
John P. Kelsey  
by W. E. Bird  
Attorney.



# UNITED STATES PATENT OFFICE.

JOHN P. KELSEY, OF FREEPORT, MAINE.

## METALLIC BINDER.

SPECIFICATION forming part of Letters Patent No. 522,734, dated July 10, 1894.

Application filed April 18, 1894. Serial No. 507,971. (No model.)

*To all whom it may concern:*

Be it known that I, JOHN P. KELSEY, a citizen of the United States, residing at Freeport, in the county of Cumberland and State of Maine, have invented certain new and useful Improvements in Metallic Binders; and I do hereby declare that the following is a full, clear, and exact description of the invention, which will enable others skilled in the art to 10 which it appertains to make and use the same.

My invention relates to books or binders, the leaves of which are retained in place by metallic or similar binding and its purpose is to avoid the defects peculiar to those heretofore made which, owing to the manner in 15 which the leaves are connected with the slide upon the binding portion, renders the leaves so subject to wear, that they are torn from the binding.

My invention consists principally in providing the leaves with a metallic back provided with projecting ends or studs, and in a channel or groove of metal attached to a cover in which the leaves may be freely moved and 25 turned.

In the description of my invention reference will be had to the accompanying drawings, in which—

Figure 1 is a top plan; Fig. 2. an end view; 30 Fig. 3. a top plan of one of the leaves, showing the method in which bills, invoices, &c., may be attached thereto; Fig. 4. a side elevation of the binder, the cover thereof being opened.

The cover *a* is constructed substantially as the cover of any book requiring a heavy binding and consists of two sides and a back to which the sides are connected by flexible joints. To one of these sides and from the 40 top to bottom, parallel with the back, is fixed a metallic plate *b* of the same length as the height of the cover, provided at either end with a double yoke *c, c'*: see Figs. 1 and 2. These yokes are rigidly fixed to the metallic plate *b* and are preferably curved at the upper end and, although they may be made rectangular, the space between the two yokes *c, c'* being of equal width throughout. The wire 45 of which the yokes are constructed may be of

the ordinary round variety or of flat or rectangular wire. The leaf *f*, which is preferably 50 constructed of a heavy card-board is provided at the back with a metallic edging *g*, inclosing the wire or rod *h*, which is firmly secured to either surface of the leaf. This wire or rod 55 should be somewhat longer than the height of the cover so that when inserted between the yokes *c, c'* it will project somewhat above and below them respectively. Either end of the wire is provided with a knob or bulb *i* 60 which prevents the easy withdrawal of the wire from the space between the yokes after it has been inserted between them. The knob may be placed at the end of the wire *h* so as to perform its office outside the yokes or a 65 short distance from the ends so that both knobs will be within the yokes. The leaves may also, if desired, be provided with metallic binding upon their outer edges, as shown in the drawings and may also be provided 70 with an alphabet, as shown in Fig. 1.

When it is desired to use the book thus constructed for the purpose of arranging alphabetically a number of invoices, bills, &c., this can readily be accomplished in several 75 ways which will be readily suggested, but I prefer to make use of the method shown in Fig. 4 wherein eyelet holes *k* are made at the top or sides of the leaf *f*—preferably in the top, see Fig. 4, through which are inserted 80 metallic binders *d* upon which the bills and invoices having been provided with eyelet holes are placed after which the binders are pressed down upon them, as shown in Fig. 4.

The operation of the device, it is believed, 85 is obvious. The leaves are turned readily from front to back and vice versa but without injury, all the wear being borne by the metallic parts. When desired for use as a petty ledger or for a similar purpose, the pages 90 constituting the ledger, &c., are placed upon the several leaves *f, f* and secured in place by the binders *d*. Thus held in place those which are fixed to any one of the leaves *f* may be lifted for inspection without rendering 95 it necessary to move or turn all the pages above that sought. When the page is completed or no longer desired it can be torn out

or the lower part separated from the upper, perforations being provided in the latter case, if desired.

What I claim is—

- 5 1. A book provided with covers, in combination with a double yoke affixed to either end of one of said covers, and leaves provided at the back with wires or rods adapted to slide between said yokes, substantially as described.

- 10 2. A book having covers in combination with a double yoke affixed to either end of

one of said covers, leaves provided at the back with wires or rods adapted to slide between said yokes and balls upon, or near, the end of 15 said wires, substantially as described.

In testimony that I claim the foregoing as my invention I have hereunto set my hand this 13th day of April, A. D. 1894.

JOHN P. KELSEY.

In presence of—

GEO. E. BIRD,  
A. C. BERRY.