

(No Model.)

2 Sheets—Sheet 1.

M. H. WICKMAN.
PORTABLE WASHSTAND.

No. 522,571.

Patented July 3, 1894.

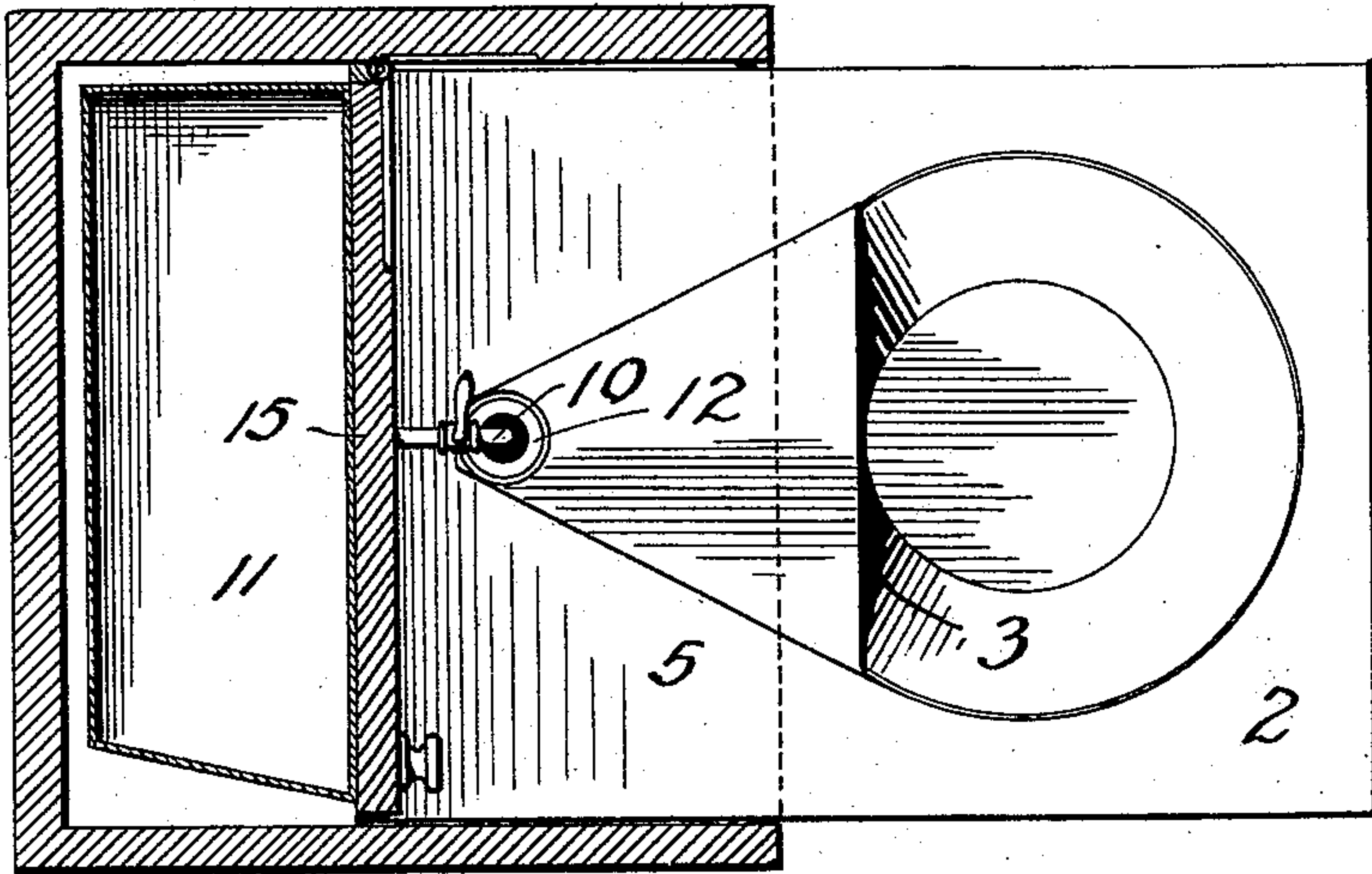


Fig. 3.




Fig. 1.

Witnesses
Chas. C. Van Doren.

F. S. Lyon

Inventor.
Magnus H. Wickman.
By *Paul H. Hawley*
his Attorneys.

(No Model.)

2 Sheets—Sheet 2.

M. H. WICKMAN.
PORTABLE WASHSTAND.

No. 522,571.

Patented July 3, 1894.

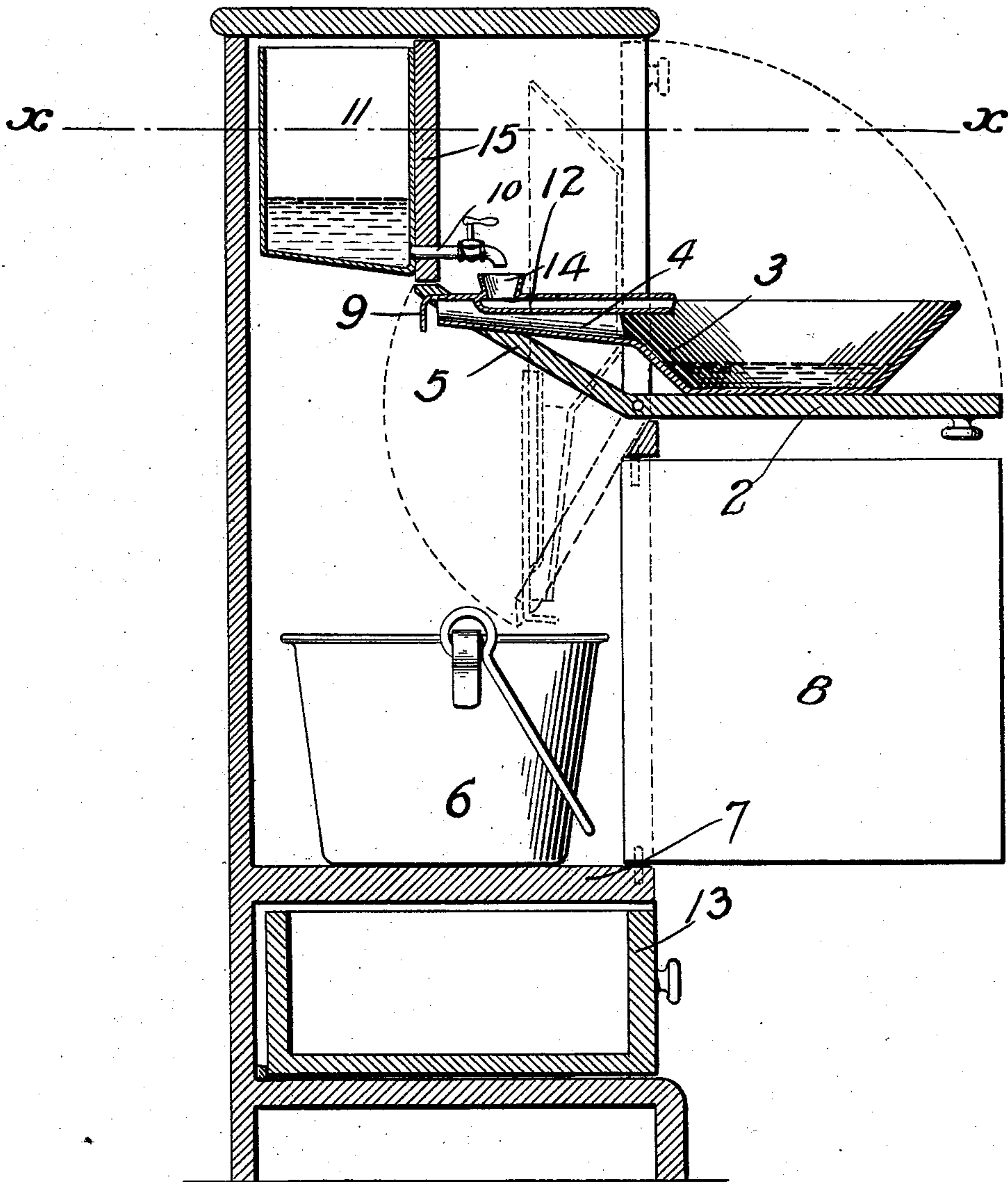


Fig. 2.

Witnesses.

Chas. E. Van Doren.

Chas. E. Lyon

Inventor.

Magnus H. Wickman.

By

Paul & Hawley

his Attorneys.

UNITED STATES PATENT OFFICE.

MAGNUS H. WICKMAN, OF NORTHFIELD, MINNESOTA.

PORTABLE WASHSTAND.

SPECIFICATION forming part of Letters Patent No. 522,571, dated July 3, 1894.

Application filed November 13, 1893. Serial No. 490,771. (No model.)

To all whom it may concern:

Be it known that I, MAGNUS H. WICKMAN, of the city of Northfield, county of Rice, State of Minnesota, have invented a certain new and Improved Portable Washstand, of which the following is a specification.

My invention relates to a wash-stand to take the place of a stationary wash-stand and adapted to be moved about from place to place or from room to room in a dwelling.

The object of my invention is to provide a wash-stand which will possess the advantages of a stationary wash-stand connected with a water works system, for use in houses not provided with the latter; and further, to construct a portable stand of a convenient shape and of a neat and ornamental appearance.

The invention consists generally in the constructions and combinations hereinafter described, and particularly pointed out in the claims, and will be more readily understood by reference to the accompanying drawings, forming part of this specification, in which—

Figure 1 is a perspective view showing the exterior of a wash stand embodying my invention. Fig. 2 is a vertical section thereof. Fig. 3 is a horizontal section on the line $x-x$ of Fig. 2.

As shown in the drawings, the general appearance of my wash-stand is that of a chiffonier, and the same admits of the high ornamentation and finish common to such articles of furniture.

My device has the advantage of occupying a small floor space, which, added to its general convenience and neat appearance, makes it a most desirable article of household furniture. The front of the tall case is provided with the horizontally hinged door 2, which may be lowered to form a desk-like shelf or leaf. Upon the upper and inner side of this door a stationary bowl 3 is secured. This bowl is provided with the discharge neck or duct 4 extending through the angularly arranged extension 5 of the door 2. When the door with the bowl is raised or folded the water is discharged through the neck 4 and falls into the bucket or other receptacle 6 arranged beneath the same on the shelf 7 within the case. In the front of the case beneath the door 2 and opposite the bucket is the vertically hinged door 8 which may be opened

to remove or replace the bucket. A downwardly projecting lip or tongue 9 extending across in front of the mouth or end of the neck 4 prevents the water from spurting out back of the bucket. The water is supplied through the faucet 10 extending from the tank 11, arranged above the level of the door and bowl when lowered. The neck is provided with the second and smaller duct 12 which the water enters through the small funnel 14 arranged to stand directly beneath the faucet when the bowl is down. The tank 11 is secured upon the vertically hinged inner door 15, and the end farthest from the hinge is inclined toward the rear as shown in Fig. 3, so that the door and tank may be opened outwardly to expose one end of the tank and permit the filling of the same from a bucket or pitcher. With the tank replaced and the bowl lowered all parts back of the door 15 and beneath the door 2 are removed from view. Beneath the shelf 7 I preferably provide a drawer 13 for towels, &c.

The height of the stand may be further and most advantageously increased, making the same to still further resemble a small chiffonier or shaving stand.

Having thus described my invention, I claim as new and desire to secure by Letters Patent—

1. The combination, in a wash-stand, of the case, provided in its upper part with the tank 11, the door 2 horizontally hinged at a point below the level of said tank, the bowl 3 secured upon the inner side of said door, the angular extension 5 of said door, the neck or duct of said bowl extending through said part 5, the depending lip 9 extending across the opening of said duct, and a receptacle provided in the lower part of the case, substantially as described.

2. The combination, with the high case, of the tank 11 provided in the upper part thereof, the door 2 horizontally hinged at a level beneath that of the tank and provided with the angular extension 5 adapted to meet the face of the tank when the door 2 is lowered, the bowl 3 secured upon and in a plane parallel with the inner side of said door and provided with the neck extending from the rear upper edge of the bowl through the part 5, the faucet extending from said tank, and the

inner duct 12 to convey the water from the faucet into the bowl, substantially as described.

3. The combination, with the high case, of
5 the tank 11 arranged in the upper part thereof, the door whereon said tank is secured, the door 2 hinged at its lower edge and provided with the extension 5, back of the pivot line
10 the bowl 3 secured on said door and having a duct or neck projecting through said exten-

sion, the faucet projecting from said tank over said duct, and the receptacle 6 provided in the lower part of the case, substantially as described and for the purpose set forth.

In testimony whereof I have hereunto set
my hand this 23d day of October, 1893.

MAGNUS H. WICKMAN.

In presence of—

R. J. DRAKE,
HANNAH MARSHALL.