

(No Model.)

R. S. HALL.  
RUBBER STAMP.

No. 522,467.

Patented July 3, 1894.

Fig. 1.

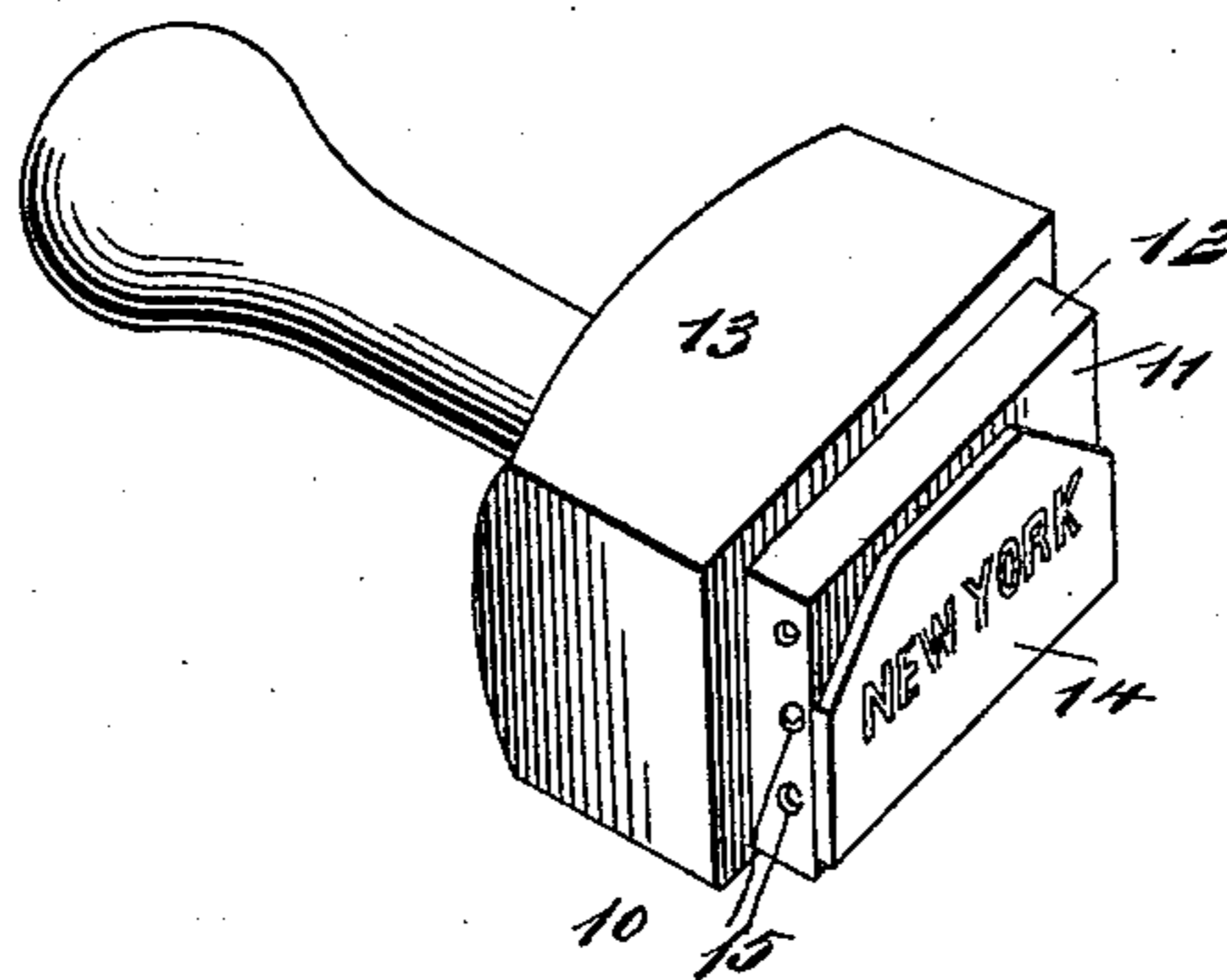


Fig. 2.

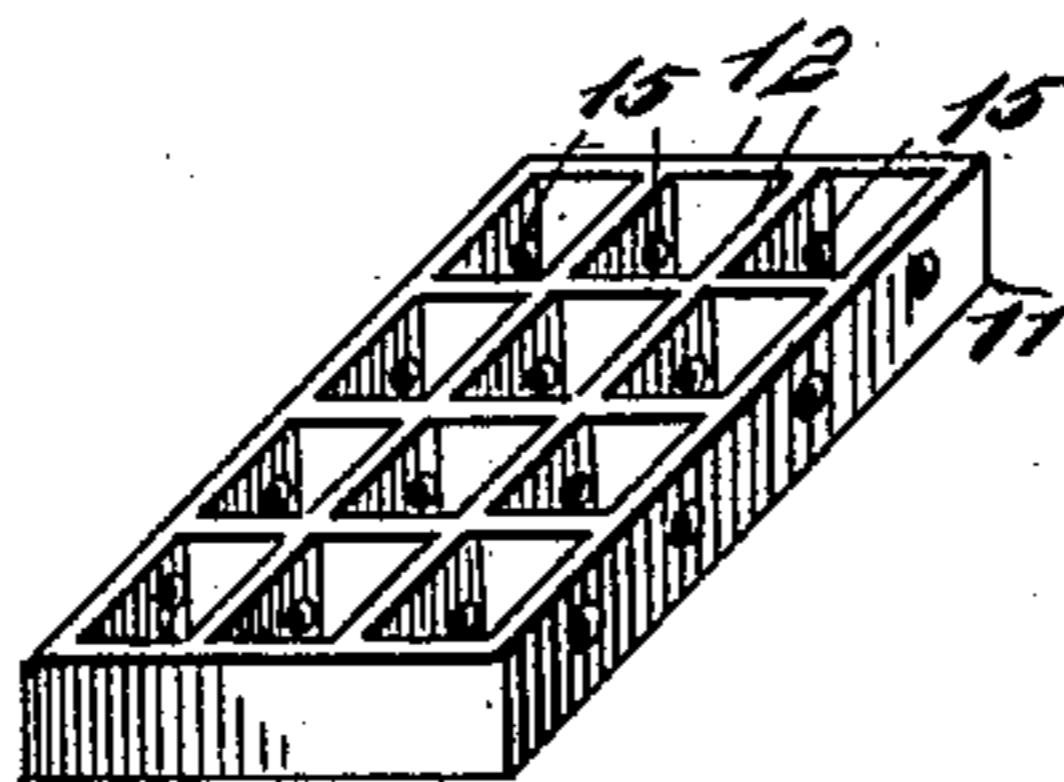
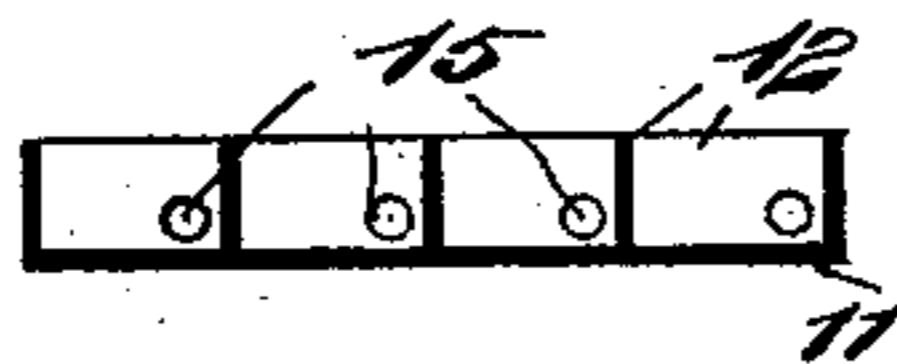


Fig. 3.



WITNESSES:

*Paul J. Hobbs*  
*C. Bedgwick*

INVENTOR

*R. S. Hall*  
BY *Munn & Co*  
ATTORNEYS.

# UNITED STATES PATENT OFFICE.

ROBERT S. HALL, OF NEW YORK, N. Y.

## RUBBER STAMP.

SPECIFICATION forming part of Letters Patent No. 522,467, dated July 3, 1894.

Application filed March 13, 1894. Serial No. 503,432. (No model.)

*To all whom it may concern:*

Be it known that I, ROBERT S. HALL, of the city, county, and State of New York, have invented a new and Improved Rubber Stamp, of which the following is a full, clear, and exact description.

My invention relates to improvements in rubber stamps and particularly hand stamps such as are used for printing purposes, and my invention relates more particularly to the flexible backing of such stamps. Many of these stamps are provided with a flexible rubber backing or cellular structure, this structure being employed to get the necessary resiliency, but it has been found that the cells of the backing are likely to burst under heavy pressure, and consequently the walls of the cells are made comparatively heavy and this gives them more rigidity than is desirable.

My invention has for its object the production of a cellular backing of this kind, in which provision is made for the escape of air from the cells, so that the said cells and the body of the backing may be made very light and elastic, without fear of rupture.

To these ends my invention consists of an improved back for rubber stamps, which will be hereinafter described and claimed.

Reference is to be had to the accompanying drawings, forming a part of this specification, in which similar figures of reference indicate corresponding parts in all the views.

Figure 1 is a perspective view of a stamp provided with my improved flexible backing. Fig. 2 is a detail perspective view of the backing; and Fig. 3 is a cross section of the backing.

The stamp 10 may be, in a general way, of

any ordinary construction, and it is provided with a flexible backing 11 made up of a series of cells formed between intersecting walls 12, and in making the stamp the open sides of the cells are fastened against the block or body 13 of the stamp, leaving the outer flat closed side of the backing, for the stamp or type plate 14 to be fastened against.

It will be seen that the backing 11 is resilient, as the pressure, when the stamp is used, comes edgewise on the walls 12, and to enable these walls to be made very light and yet withstand the pressure, I provide the walls with perforations 15, which permit the air to escape if pressure is applied to the backing, and thus there is no fear of bursting the cells by air pressure and the walls may be made as light as desirable and the stamp will yet be sufficiently durable. A result following the lighter walls is that of cheapening the device as less rubber is required in its construction which is a great desideratum owing to the high price of rubber at this time.

Having thus described my invention, I claim as new and desire to secure by Letters Patent—

In a rubber hand stamp, the flexible rubber backing of cellular structure having its walls connected at all points of intersection and juncture with the outer margin; the said walls and the outer marginal wall being provided with transverse perforations; whereby a lighter and more elastic backing is afforded, substantially as described.

ROBERT S. HALL.

Witnesses:

GEO. GRAHAM,  
HOWARD COOPER.