

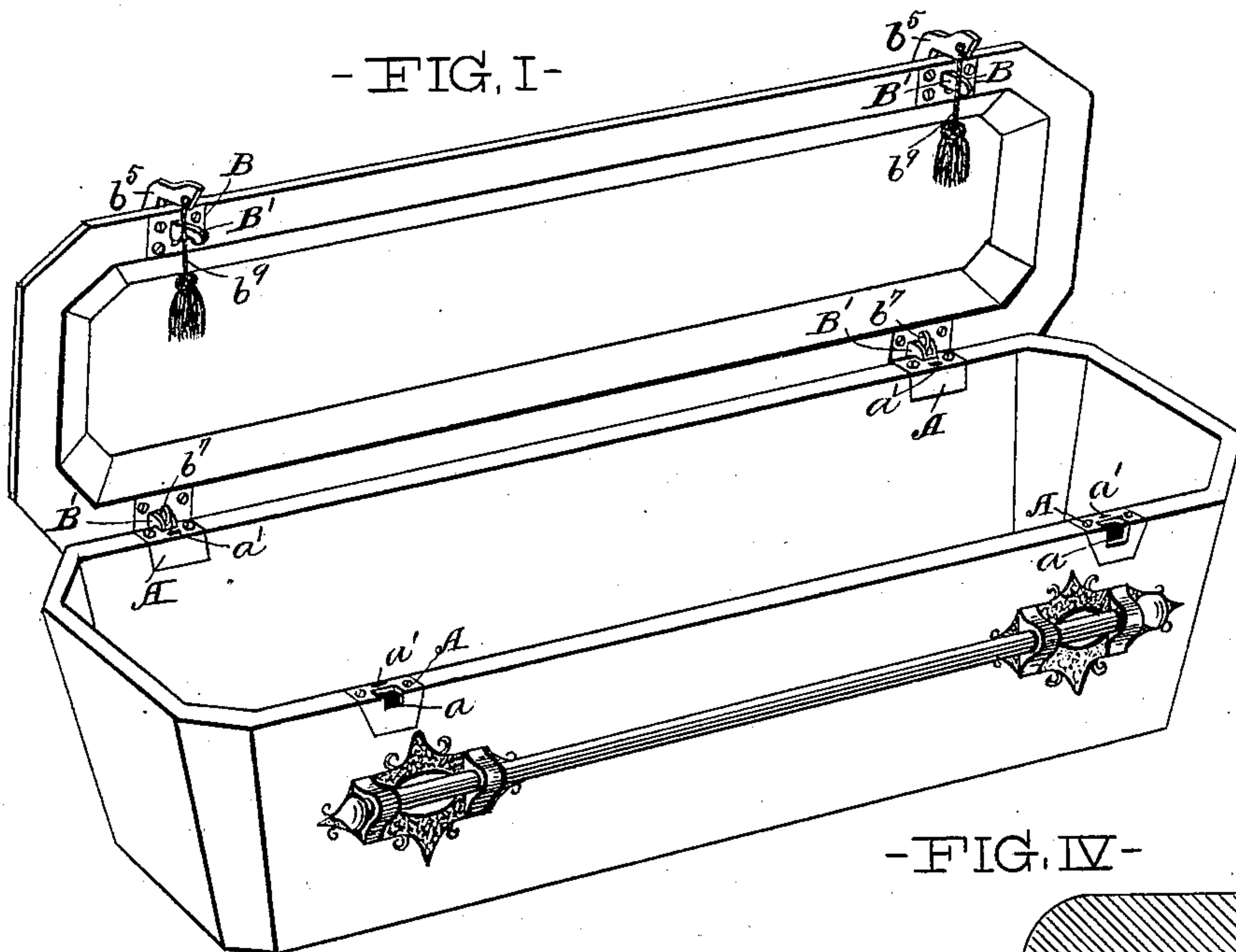
(No Model.)

W. C. LANGENAU.
COFFIN LID HINGE AND FASTENER.

No. 522,218.

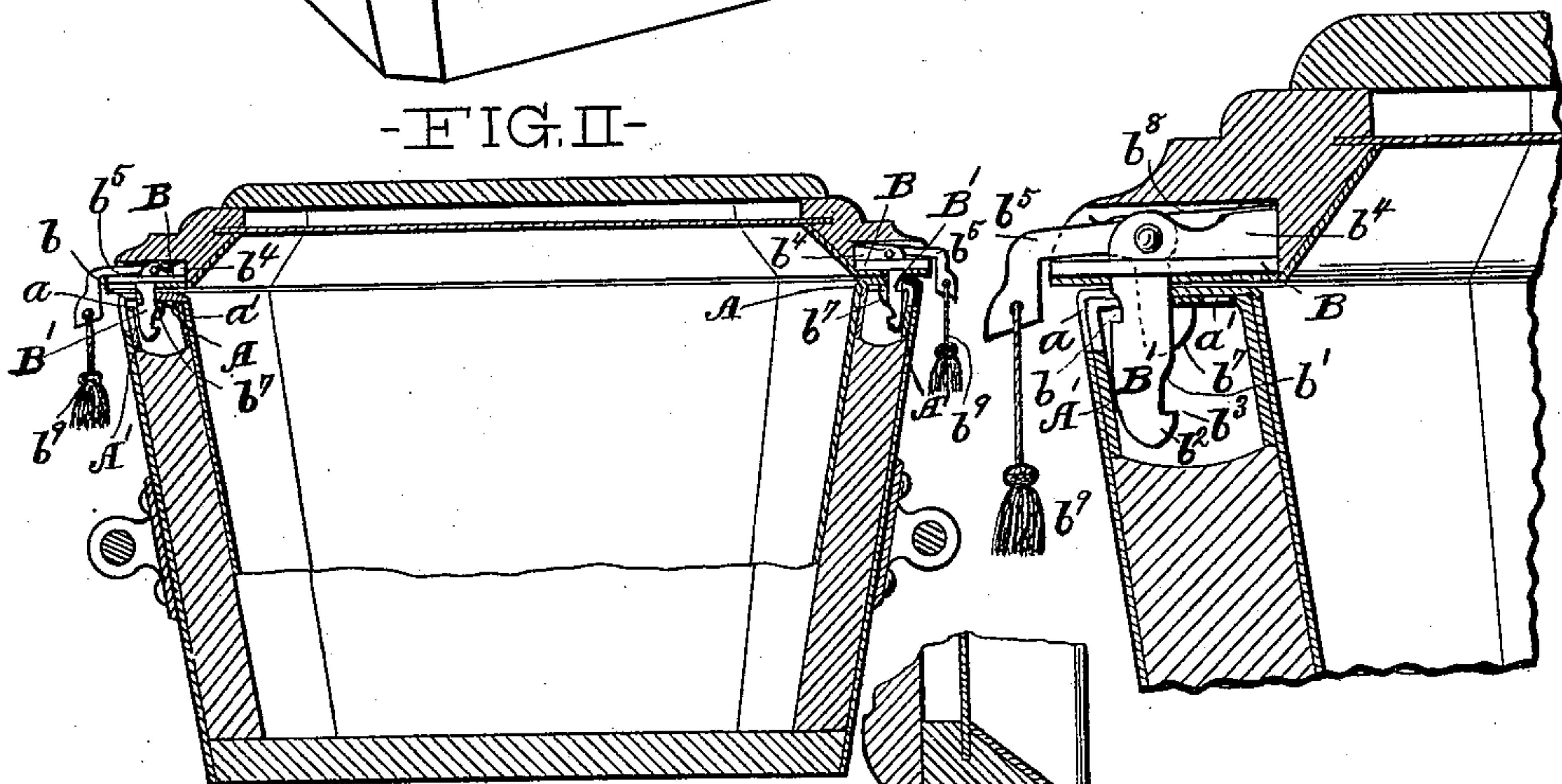
Patented July 3, 1894.

-FIG. I-

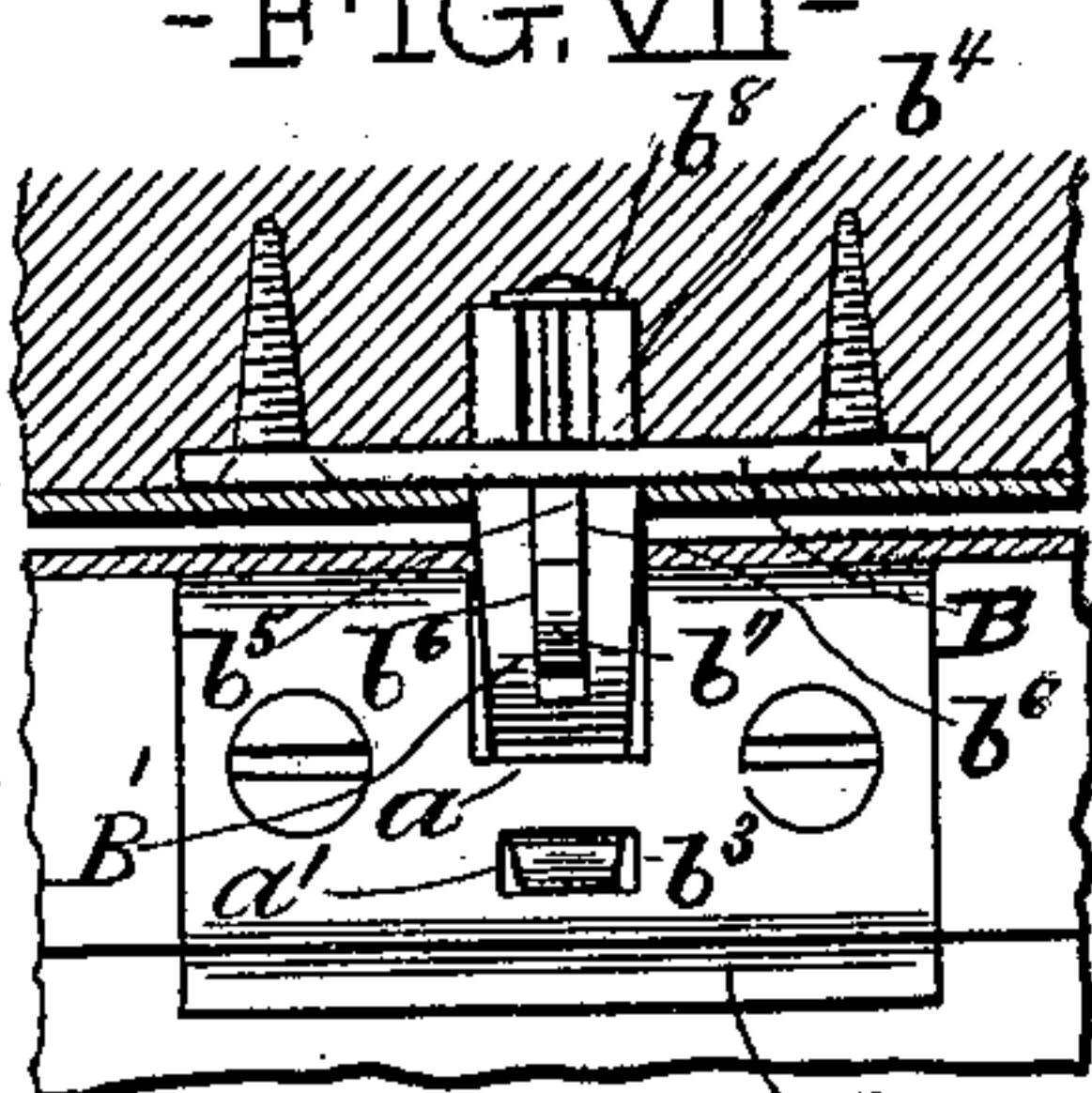


-FIG. IV-

-FIG. II-



-FIG. VII-



WITNESSES: A

J. B. Turner
J. M. Secher

-FIG. V-

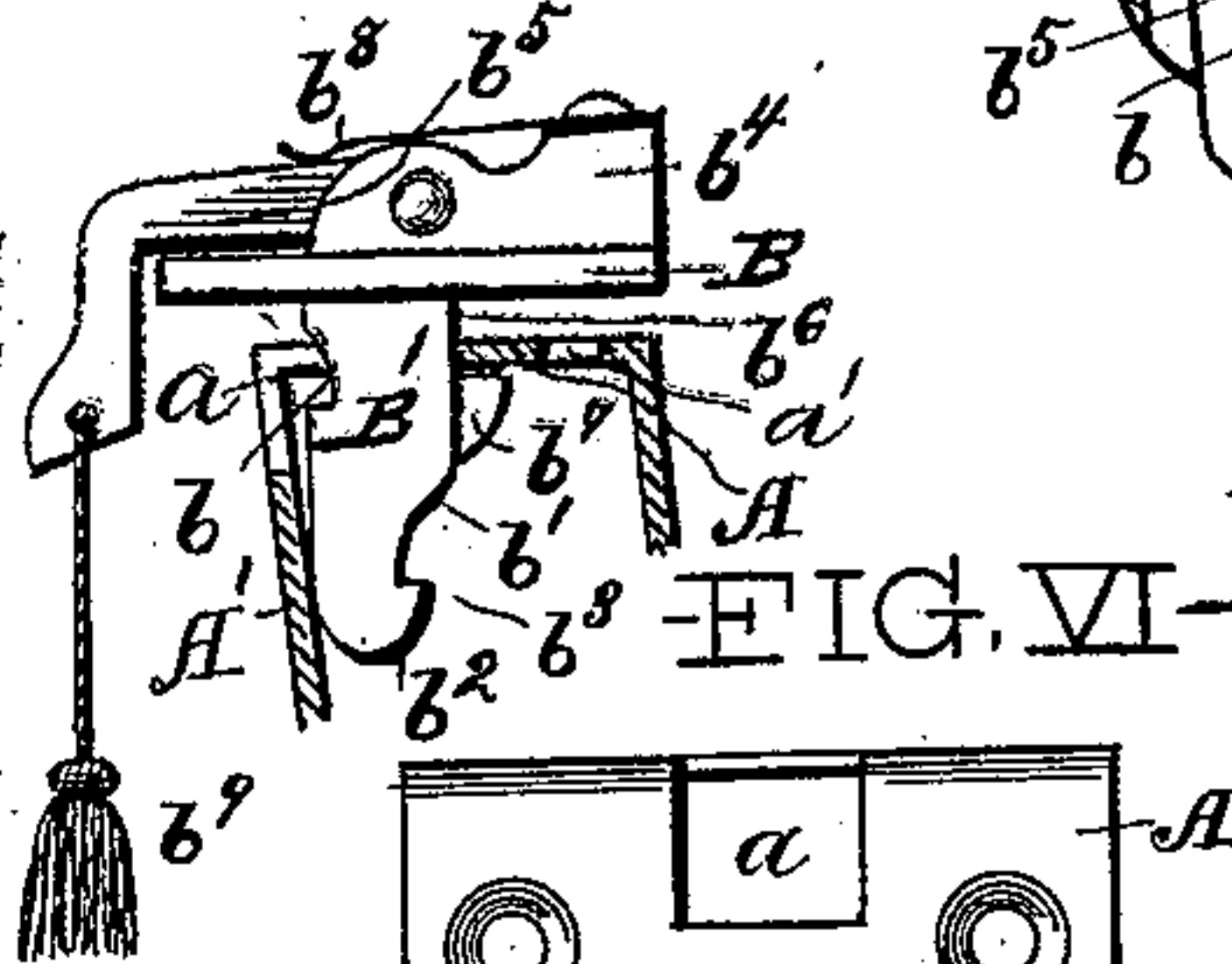
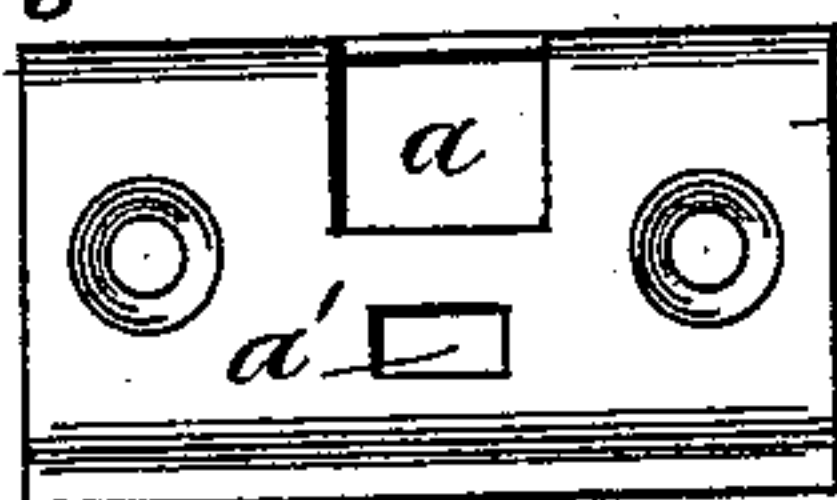
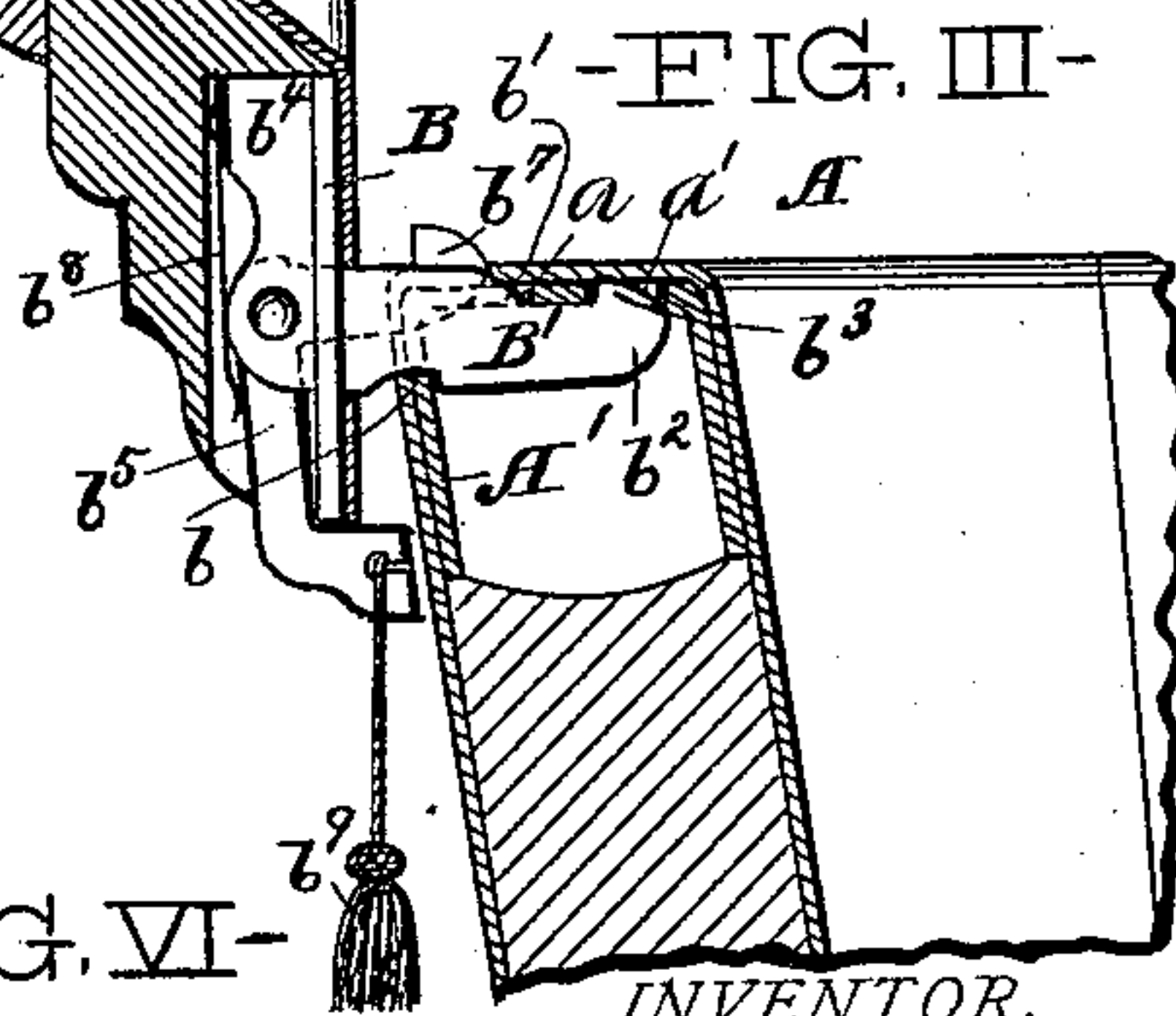


FIG. VI-



-FIG. III-



INVENTOR.

W. C. Langenau
By Hall & Fay ATTORNEYS.

UNITED STATES PATENT OFFICE.

WILLIAM C. LANGENAU, OF CLEVELAND, OHIO.

COFFIN-LID HINGE AND FASTENER.

SPECIFICATION forming part of Letters Patent No. 522,218, dated July 3, 1894.

Application filed May 8, 1893. Serial No. 473,417. (No model.)

To all whom it may concern:

Be it known that I, WILLIAM C. LANGENAU, a citizen of the United States, and a resident of Cleveland, county of Cuyahoga, and State of Ohio, have invented certain new and useful Improvements in Hinges and Fasteners for Casket-Lids, of which the following is a specification, the principle of the invention being herein explained and the best mode in which I have contemplated applying that principle, so as to distinguish it from other inventions.

In the annexed drawings—Figure I represents a perspective view of a casket provided with my improved fasteners, illustrating the casket as open; Fig. II, a transverse vertical section of a closed casket provided with the fasteners; Fig. III, an enlarged section of portions of the raised lid and the side of the casket, illustrating the fastener in side elevation; Fig. IV, a similar view of portions of the closed lid and the side, illustrating the fastener in side elevation; Figs. V and VI, views, respectively, of the detached fastener and slotted plate, and Fig. VII, a top plan view of the fastener, illustrating it in position with the lid raised.

In fasteners for the lids of burial caskets or coffins,—the purpose for which my improved device is especially designed,—a number of features are required or desired to render such fasteners satisfactory. The fasteners should be of such character that they will form a positive and automatic lock for the lid, securing the latter firmly to the casket, while being capable of ready disengagement. The fasteners should be of such character that they may serve as hinges for the lid at the same time as they serve as fasteners, so that the casket lid may be opened to either side by unlocking the fasteners at the opposite edge. This latter feature will admit of the opening of the casket with due attention to the direction in which the light falls, the position of the persons for whose inspection the casket is opened, and other similar considerations of importance in burial caskets. As the fasteners should lock and be unlocked with as much promptness as possible, and should be as strong as possible, with the least liability to get out of order, simplicity of con-

struction and fewness of parts should be an important feature in the fastener.

Although the hook or latch portion of the fastener may be the rigid part of the same, and the slotted plate may be the movable part of the fastener, the reverse is usually the position of the parts, and the hook or latch portion will be referred to as the movable portion, and the slotted plate as the rigid portion of the fastener. The rigid portion of the fastener consists of a plate, A, secured to the edge of the casket, over a mortise or recess in said edge; and said plate has preferably a flange, A', extending over the outer face of the casket side. A slot, *a*, is formed in the plate, at right angles to the longitudinal edges of the latter; and extends into the front flange A'; being thus in the outer corner of the rectangularly bent keeper plate. A small slot, *a'*, is formed in the face of the keeper plate, a short distance from the inner end of the slot *a*. The movable portion of the fastener has a base plate, B, secured over a transverse recess in the lid, and a bolt, B', projects from the face of said plate. Said bolt may enter the slot of the keeper plate, and is formed with a notch, *b*, with which it may ride upon the edge of the vertical portion of the keeper slot; with a curved inner face, *b'*, which may slide against the inner end of said slot; with a nose portion, *b²*, at the end of said curved face, which portion may bear against the under side of the keeper plate; and with a transverse lug, *b³*, upon said nose portion, which lug may engage the small slot *a'* in the keeper plate. The bolt thus forms the detachable hinge portion of the fastener. An open casing, *b⁴*, is formed upon the upper side of the base plate, and an L-shaped or bell-crank shaped latch, *b⁵*, is fulcrumed in said casing, having one arm playing in a recess, *b⁶*, in the bolt. Said arm is formed with a hook or shoulder, *b⁷*, which will engage beneath the inner end of the keeper slot when the bolt is inserted into the same. The outer arm of the latch has a spring, *b⁸*, bearing against it,—said spring thus serving to keep the shoulder of the latch projected. The outer end serves as a finger hold for operating the latch, although I prefer to attach cords or tassels, *b⁹*, to the latch arm, to afford a

good hold for unlocking the latch and raising the lid.

A casket provided with my improved fasteners may be opened from either side by simply pulling upward upon the tassels in the act of raising the edge of the lid. Likewise, when it is desired to entirely remove the lid from the casket, the tassels at both sides are pulled upward, when the bolts will be withdrawn and the lid may be lifted and carried away by simply lifting it by the tassels.

In all fasteners for casket lids, and with which I am acquainted, two separate movements have been required to release the fasteners and open the lid, viz.—an outward or a longitudinally sliding movement to unlock the fasteners, and an upward movement in opening or removing the lid. This unlocking movement,—of whatever character it may be,—is done away with in my improved hinge and fastener, and the upward, lifting movement, viz.—the upward pull upon the tassels or upon the outer arms of the latches,—will unlock the fasteners and, at the same time, open or raise the lid. The operation of my improved fastener will thus be simpler and quicker than the operation of fasteners heretofore in use, an advantage which is very desirable in a device more particularly designed for burial caskets and coffins.

As the lid may be swung to either side, the casket may be opened to view with proper regard to the side from which the light falls and to the position of the casket relative to the persons for whose inspection the casket is opened. The casket lid will be held securely in place upon the casket by the fasteners, when said lid is closed, and may yet be easily swung open or removed when required.

The construction of the fastener is simple and suitable for strength combined with ease and comparative cheapness of manufacture.

Other modes of applying the principle of my invention may be employed for the mode herein explained. Change may therefore be made as regards the mechanism thus disclosed, provided the principles of construction set forth respectively in the following claims are employed.

I disclaim as my invention, the combination of a movable part having a projecting hinge portion, a keeper having a slot into which said hinge portion may enter and have play, and a latch in said hinge portion en-

gaging the keeper and locking the former and the latter.

What I claim is—

1. In a hinge and fastener for casket lids, the combination of a keeper formed with a slot having a horizontal and a vertical portion and with a small slot at the inner end of the horizontal slot portion, a straight bolt fitting and sliding in said keeper slot and having a nose portion formed with a lug engaging the small slot, and a latch in said bolt engaging under the edge of the keeper slot, substantially as set forth.

2. In a hinge and fastener for casket lids, the combination of a keeper bent at a right angle and formed with a slot extending into both of the rectangular portions, a bolt fitting and having play in said slot, and a latch pivoted in said bolt to have a shoulder project from one face of the bolt to engage under one end of the slot in the keeper and to have an actuating arm project opposite to said shoulder, substantially as set forth.

3. In a hinge and fastener for casket lids, the combination of a keeper bent at a right angle and formed with a slot extending into both rectangular portions of said keeper, a bolt fitting and sliding in said slot, an L-shaped latch pivoted in said bolt to have a shoulder project from one arm at one face of the bolt to engage one end of the slot, and to have an actuating arm project in the opposite direction, and a spring bearing against said arm, substantially as set forth.

4. In a hinge and fastener for casket lids, the combination of a keeper formed with a keeper slot having a horizontal and a vertical portion and with a small slot at the inner end of the horizontal portion, a plate having a projecting bolt fitting and sliding in the keeper slot and formed with a notch in its outer side and with a curved inner side and a nose portion having a lug, an L-shaped latch pivoted in the plate and bolt and having a shouldered inner arm and a projecting actuating arm, and a spring bearing against said actuating arm, substantially as set forth.

In testimony that I claim the foregoing to be my invention I have hereunto set my hand this 24th day of April, A. D. 1893.

WM. C. LANGENAU.

Witnesses:

J. B. FAY,

WM. SECHER.