

H. I. HUMPHREY.  
CHILD'S CARRIAGE.

No. 522,117.

Patented June 26, 1894.

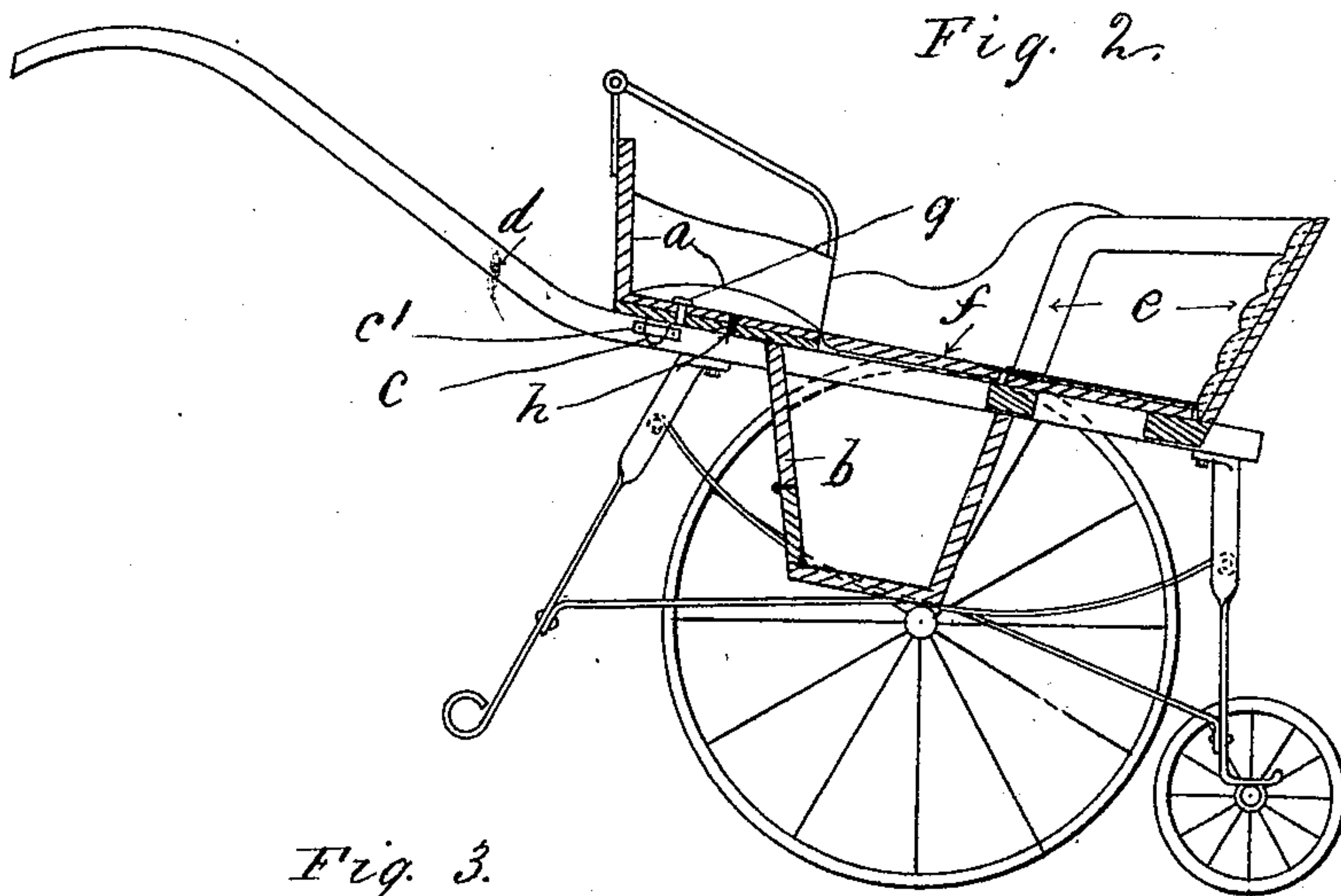
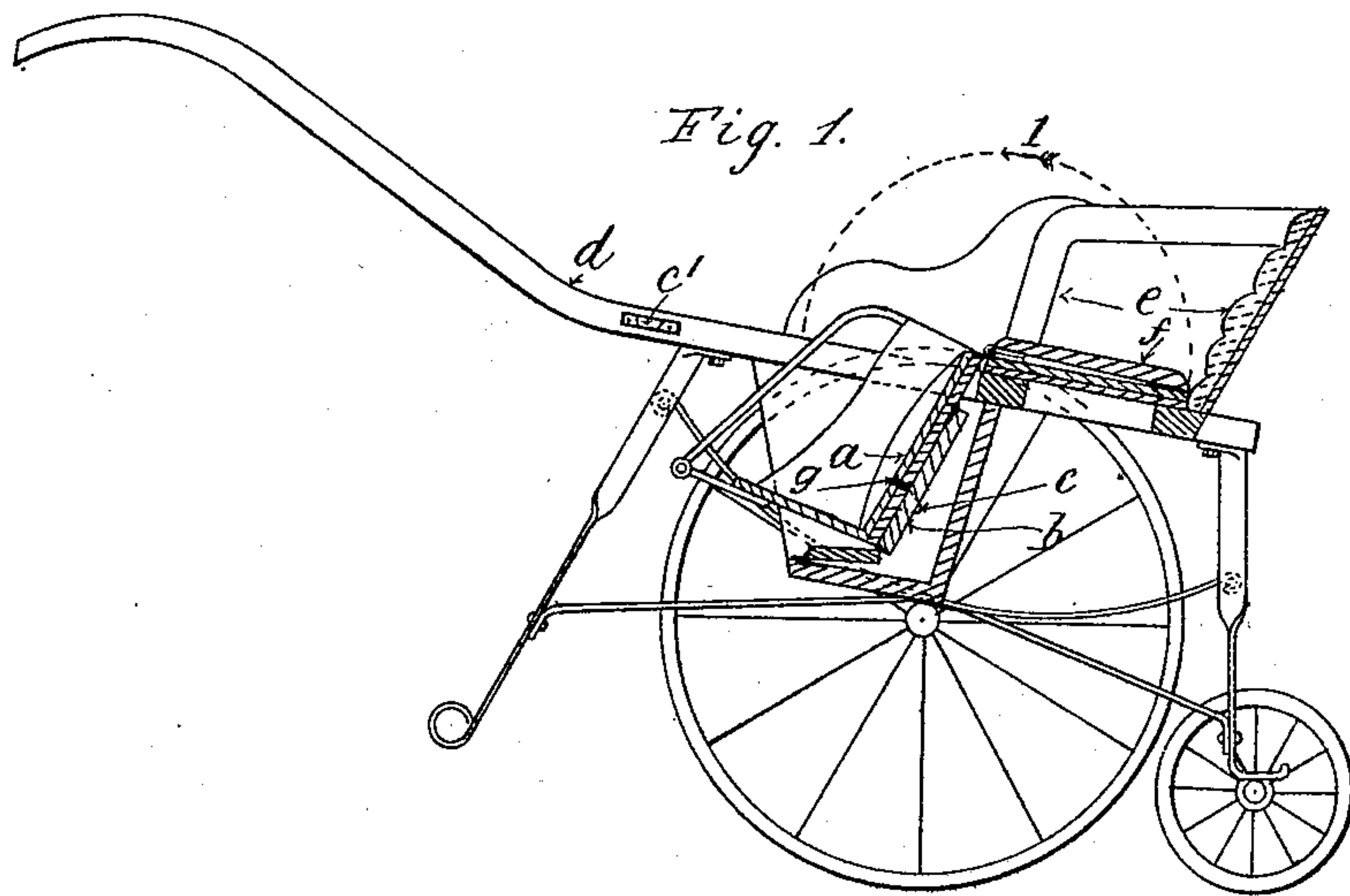


Fig. 3.

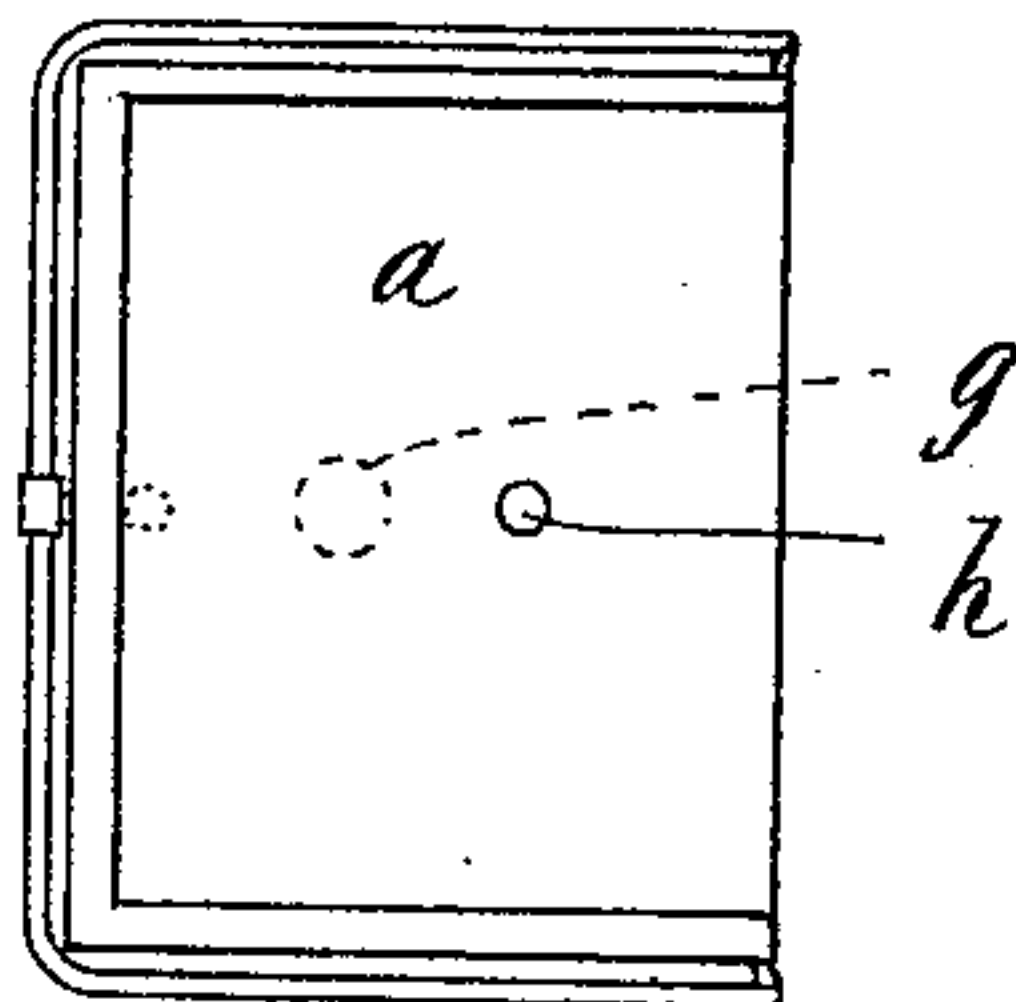
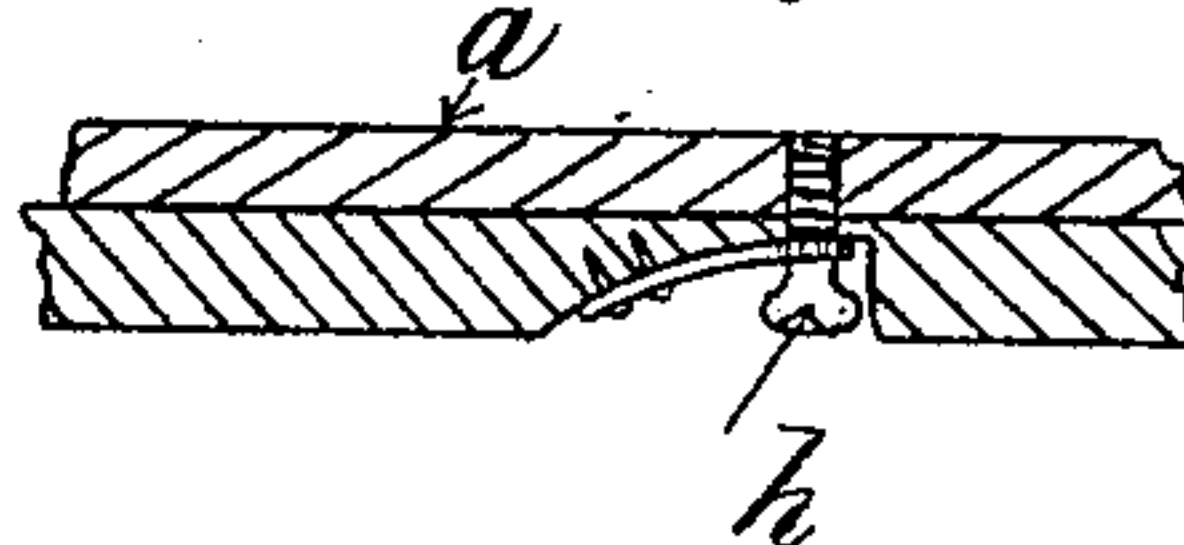


Fig. 4.



Witnesses  
J. Fleming  
B. Clark

Inventor  
Harry Israel Humphrey  
per. E. Eason

His Attorney.

(No Model.)

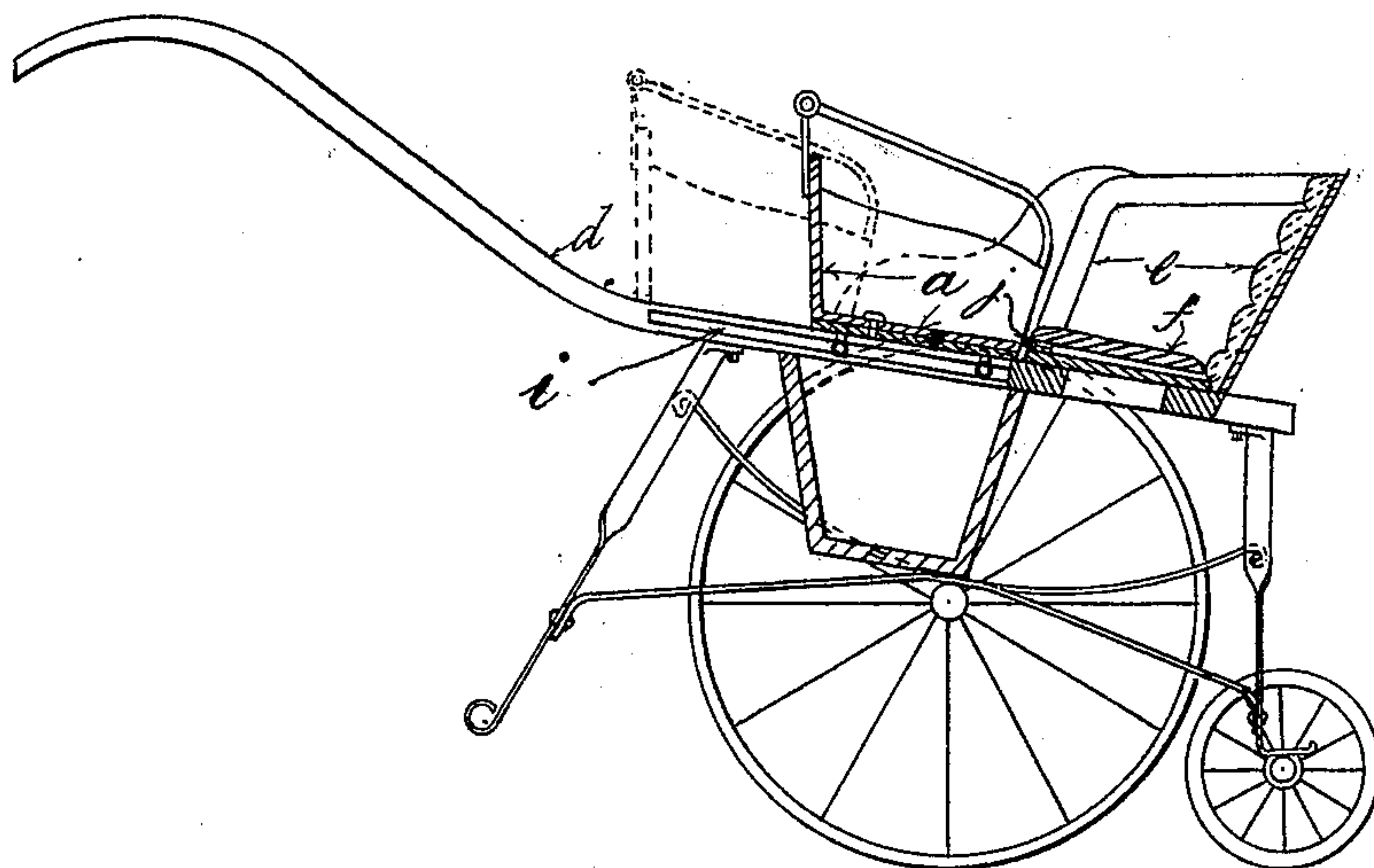
2 Sheets—Sheet 2.

H. I. HUMPHREY.  
CHILD'S CARRIAGE.

No. 522,117.

Patented June 26, 1894.

*Fig. 5.*



Witnesses  
*J. Fleming*  
*B. Clark*

*Inventor.*  
*Harry Israel Humphrey.*  
*per E. Eaton*

*His Attorney.*



# UNITED STATES PATENT OFFICE.

HARRY ISRAEL HUMPHREY, OF BIRMINGHAM, ENGLAND.

## CHILD'S CARRIAGE.

SPECIFICATION forming part of Letters Patent No. 522,117, dated June 26, 1894.

Application filed February 6, 1894. Serial No. 499,237. (No model.) Patented in England November 8, 1892, No. 20,110.

*To all whom it may concern:*

Be it known that I, HARRY ISRAEL HUMPHREY, a subject of the Queen of Great Britain, and a resident of Birmingham, in the county of Warwick, England, have invented certain new and useful Improvements in Children's Mail-Carts or Bassinets, (for which I have obtained a patent in Great Britain, No. 20,110, dated November 8, 1892,) of which the following is a full, clear, and exact specification.

This invention relates to mail carts or children's carriages and aims to provide a mail cart which can be readily converted into a single or double mail-cart or carriage or as a bed or bassinet.

The improvement consists in the novel features to be more fully described and claimed hereinafter, reference being made to the annexed drawings, in which—

Figure 1. is a sectional side elevation of my invention. Fig. 2. is a sectional side elevation of same when in position for use as a double bassinet or mail cart; Fig. 3. a plan view of swiveling seat; Fig. 4 a sectional elevation of catch piece *h*; Fig. 5. a sectional side elevation of a modified arrangement of my invention.

Referring to Figs. 1, 2, and 3, *a* is the seat which is attached to the body of the frame of the cart through the medium of the hinged flap or piece *b*. In Fig. 1 the seat *a* is shown in its folded or collapsed position. The prongs or catch pieces *c* attached to the seat enter the sockets *c'* attached to the shafts or handles *d* when the seat *a* is in its extended position. The seat *e* has a false or hinged bottom *f* which folds over in the direction of the arrow 1 and forms a bed if desired. The seat *a* is pivoted at *g* and is secured in either position by a spring catch or other suitable device such as that shown at *h*, Fig. 4 so as to

lock the seat *a* in either position. When the seat *a* is in its extended position and the hinged bottom *f* is folded over in the direction of the arrow 1, the same forms a bassinet. If now the seat *a* be turned upon its pivot *g* and the hinged bottom *f* retained in the same position a child may be in the one space and another sit in the seat *a* and if the hinged bottom *f*, be folded over onto the seat *e* and the seat *a* be turned upon its pivot *g* two children may sit facing each other with their feet in the well or space formed by the hinged flap *b* and the body of the cart.

Referring to Fig. 5 in this modification the seat instead of folding down by being attached to a hinged flap slides in grooves *i* in the body and shafts *d* of the cart being constructed so as to turn on a pivot as previously described; if desired, the hinged bottom *f* folding over as before when the seat *a* is in its extended position and forming a bassinet or bed. The flap *f*, is hinged at *j*, so as to take the position shown in Fig. 1 when the seat *a*, is collapsed or not extended for use.

With this description of my invention, what I claim, and desire to secure by Letters Patent, is—

In mail carts or bassinets in combination therewith, a piece formed in two or more parts and forming one side of the well to one end of which is hinged a seat the other end being hinged to the bottom of the cart so that when in its collapsed or folded position said seat forms a foot rest and when extended a seat, substantially as described.

In testimony that I claim the foregoing I have hereunto set my hand this 20th day of December, 1893.

HARRY ISRAEL HUMPHREY.

Witnesses:

BENJAMIN CLARK,  
W. I. WEEKS.