

(No Model.)

T. B. COMINS.
DEVICE FOR ATTACHING UMBRELLAS.

No. 520,135.

Patented May 22, 1894.

Fig: 2.

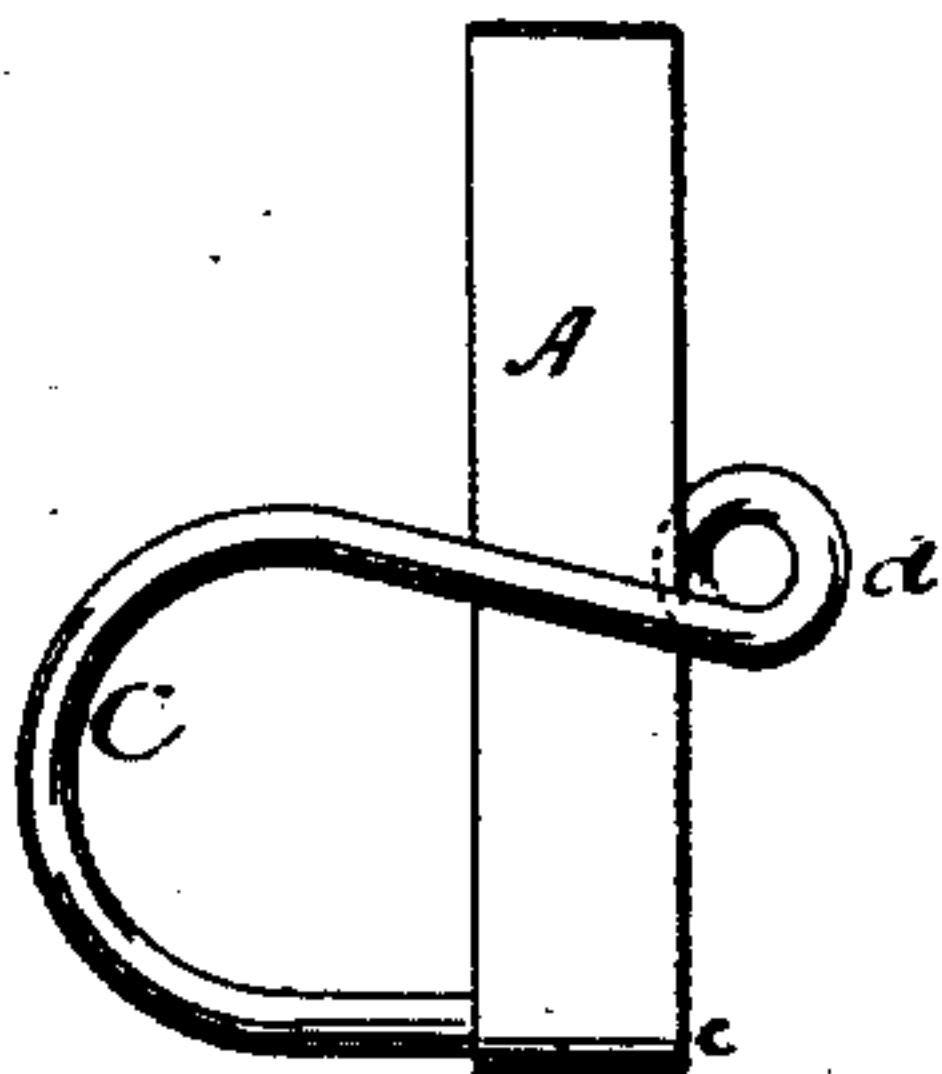


Fig: 1.

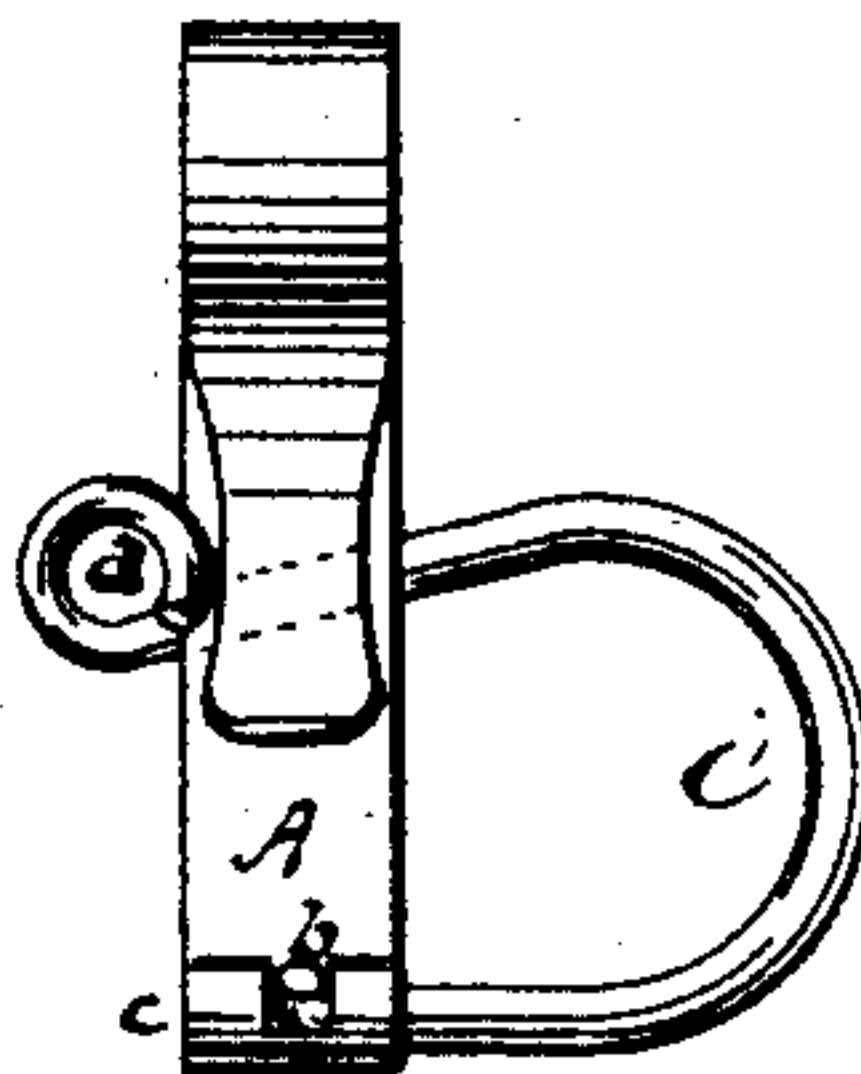


Fig: 3.




Fig: 4.

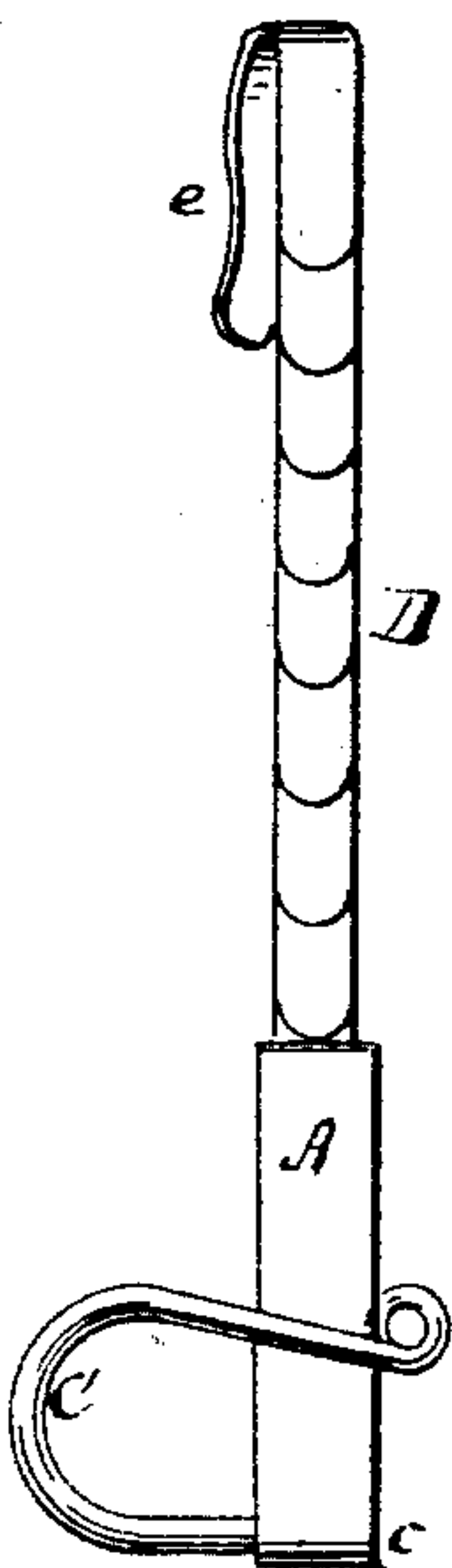
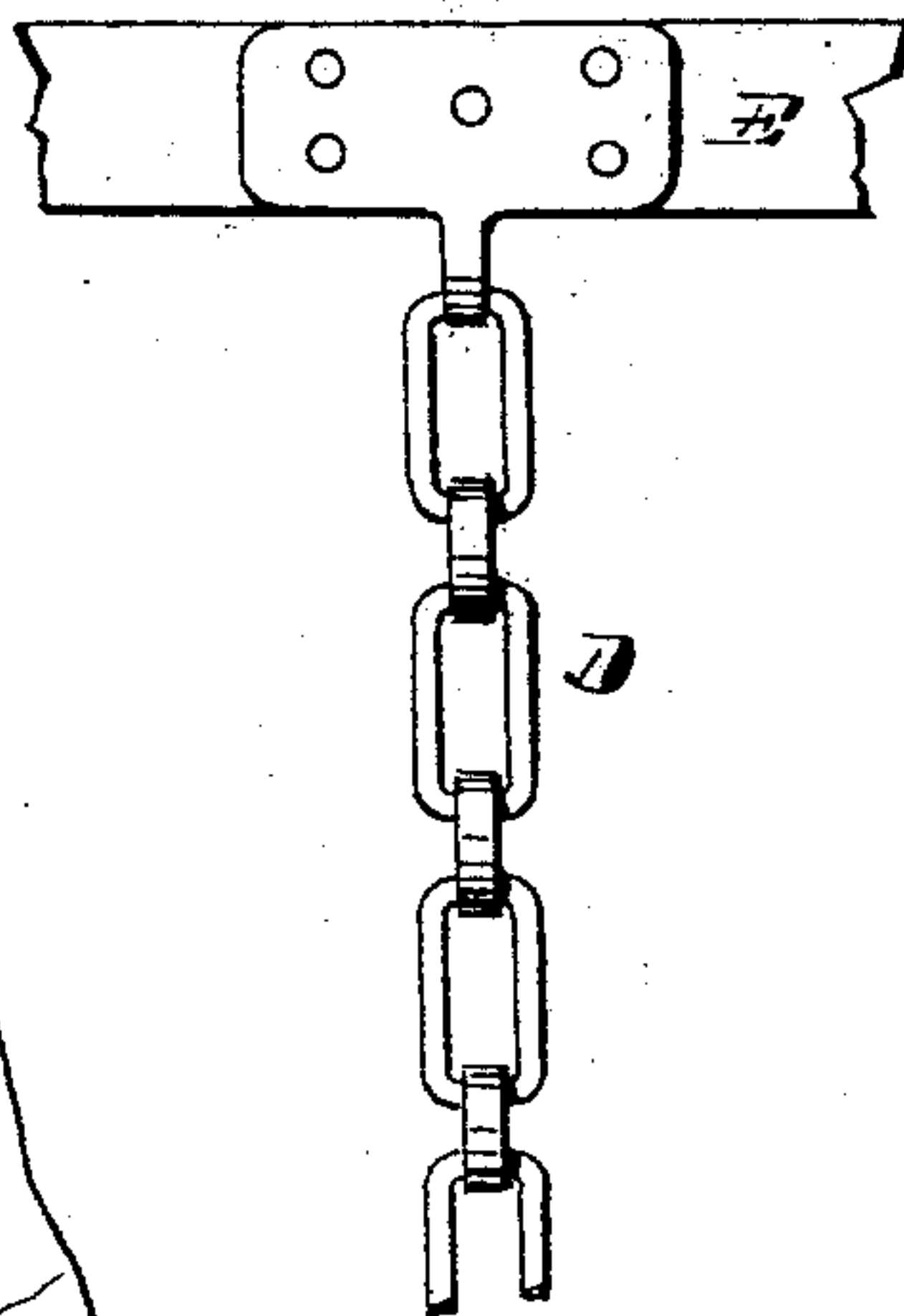


Fig: 5.



WITNESSES:

*Chas. Nickle
May & Audley*

INVENTOR

Thomas B. Comins

By G. W. Dymally

ATTORNEY

UNITED STATES PATENT OFFICE.

THOMAS B. COMINS, OF BOSTON, MASSACHUSETTS.

DEVICE FOR ATTACHING UMBRELLAS.

SPECIFICATION forming part of Letters Patent No. 520,135, dated May 22, 1894.

Application filed March 30, 1893. Serial No. 468,254. (No model.)

To all whom it may concern:

Be it known that I, THOMAS B. COMINS, of the city of Boston, county of Suffolk, State of Massachusetts, have invented a certain new and useful Improvement in Devices for Attaching Umbrellas and Like Articles to the Person, of which the following is a description, referring to the accompanying drawings, which form a part of this specification.

My invention forms an improvement on the device heretofore patented to me by Letters Patent No. 494,123, under date of the 28th of March, 1893. The patented device was a hinged holder for umbrellas, provided with a hook for attaching it to the edge of the arm-hole of the waist-coat or the button hole of the coat or other garment.

The present invention contemplates the same general purpose as the patented one referred to, but the holder is provided with a flexible connection by which it may be secured to a belt, or in any other way, and adapted to ladies. The waist being usually small and the hips large, it is not convenient to attach an umbrella or parasol directly to the waist. My flexible connection, however, which is attached at the waist preferably to a belt, hangs down against the hip, and permits the umbrella or parasol to hang gracefully in a far more convenient position.

My improvements will be more readily understood by reference to the accompanying drawings, wherein—

Figures 1 and 2 are rear and face views of my holder as previously patented. Fig. 3 shows my improved holder with its flexible attachment, in use and pendent from a belt. Fig. 4 is a detail of one form of my improved holder, and Fig. 5 a modification.

Throughout the drawings like letters of reference indicate like parts.

A is a plate to which is attached by a hinge connection, as shown, the holder proper, which is preferably formed of wire C bent in the form shown and terminating in a turn or bend *d* which, by catching the edge of the plate A retains the holder in its closed position, and forms a lock, as indicated in the figures. My hinge connection may be of any desired type its precise details not being essential to the

invention. It is, however, provided with a stop *b* preventing the holder C from opening beyond a horizontal position, and retaining it in a horizontal position under the weight of the umbrella or parasol. In the form of my holder previously patented, the plate A was bent into a hook, as clearly shown in Fig. 1, by which it could be hooked into the arm-hole or button hole to attach the holder to the person of the wearer. In my present form, the holder is provided with a flexible connection D interposed between the securing device and the holder.

By "securing device" I mean any device by which my attachment may be secured to the person.

In Fig. 4 I show a flexible connection consisting of scale-shaped plates hinged together, with the upper or terminal plate *e* bent over and forming a hook, which may be hooked into a belt or button-hole, thereby forming the securing device. Fig. 5, on the other hand, shows a chain forming my flexible connection, which is permanently secured to a belt E. In this instance, the belt is the securing device by which my holder is attached to the person.

When the umbrella or parasol is not being carried in my attachment, the hinged holder C may be folded as shown in Figs. 1, 2, and 4, the catch or lock *d* retaining it in its folded position. When it is desired to use the holder, the lock is unsprung and the holder turned down to its horizontal position. The handle of the umbrella or parasol may then be placed in the bend of the holder C and retained by the spring or grasp of the wire.

The wire which forms the holder portion C is preferably somewhat pliable so that it may be bent to permanently conform to various shapes of umbrella handles, but this is of course not an essential feature of my invention.

Indeed the essential features of my invention are the combined flexible connection, hinged holder with stop and lock, and securing device, rather than the details or precise form of these elements.

Many modifications may of course be made in the details of the several parts, and the flexible connection may be ornamented in any

desirable manner without departing from my invention. I have, however, set forth my improvement in one of its preferred forms and

I therefore claim, and desire to secure by
5 these Letters Patent, the following:

In a device for attaching umbrellas, &c. to the person, a flexible connection and securing device in combination with a hinged holder C attached thereto and provided with a stop

b and lock d, substantially as and for the purposes set forth. 10

In testimony whereof I have hereunto set my hand.

THOMAS B. COMINS.

Witnesses:

G. M. PLYMPTON,
MAY G. RIDLEY.