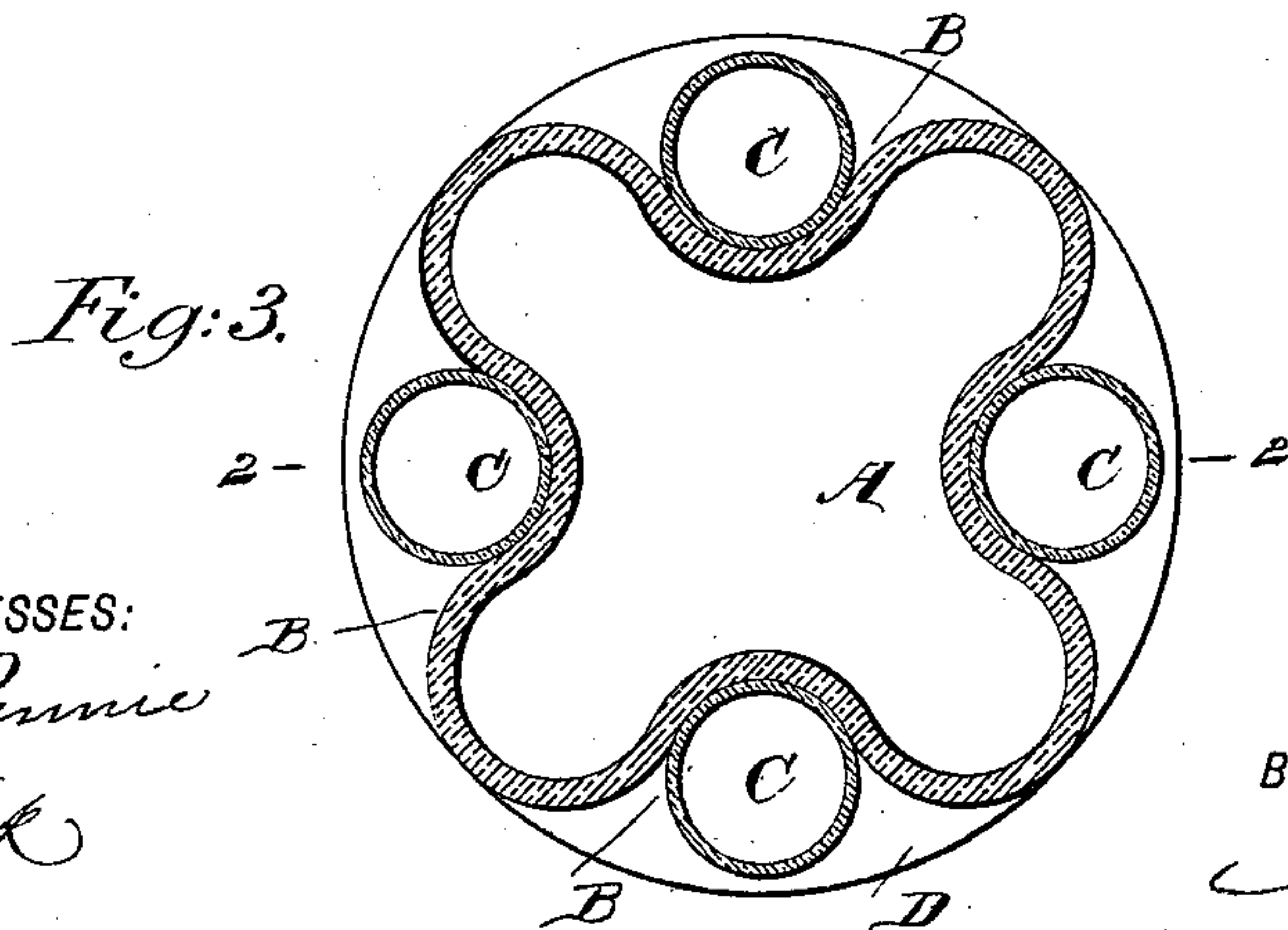
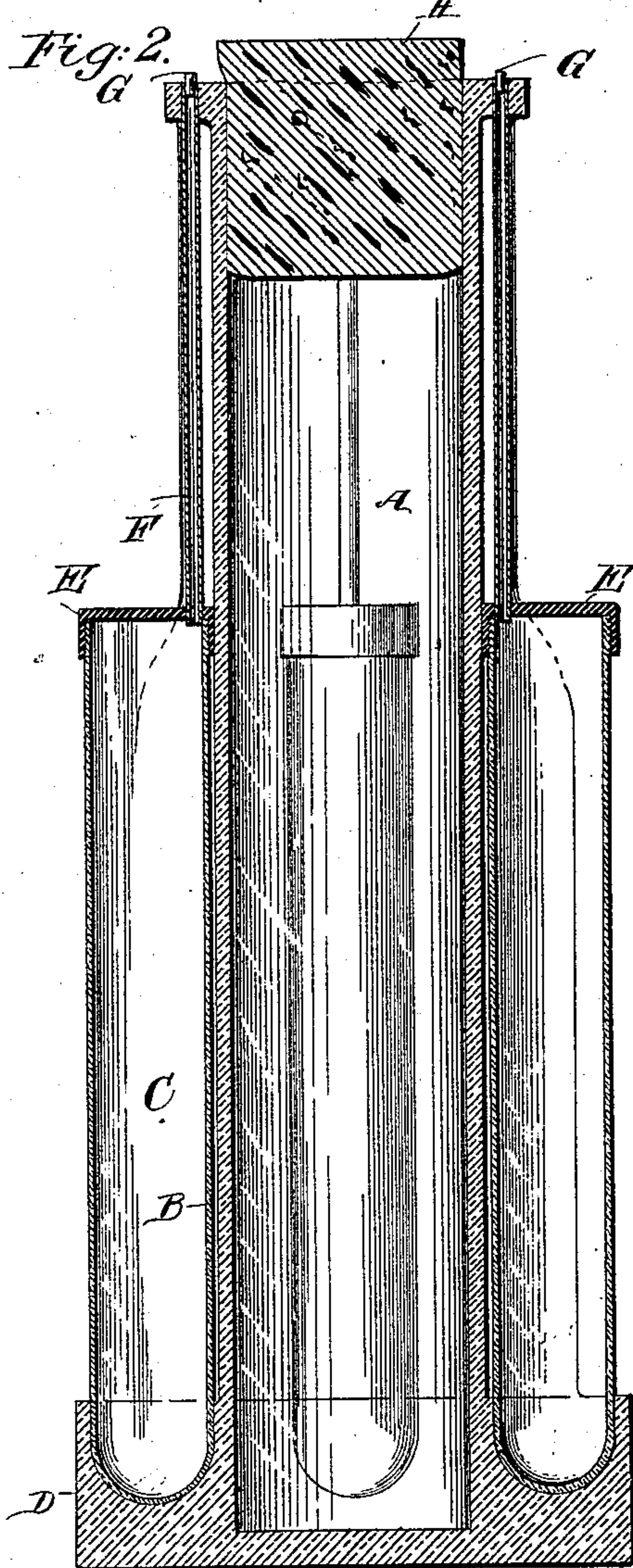
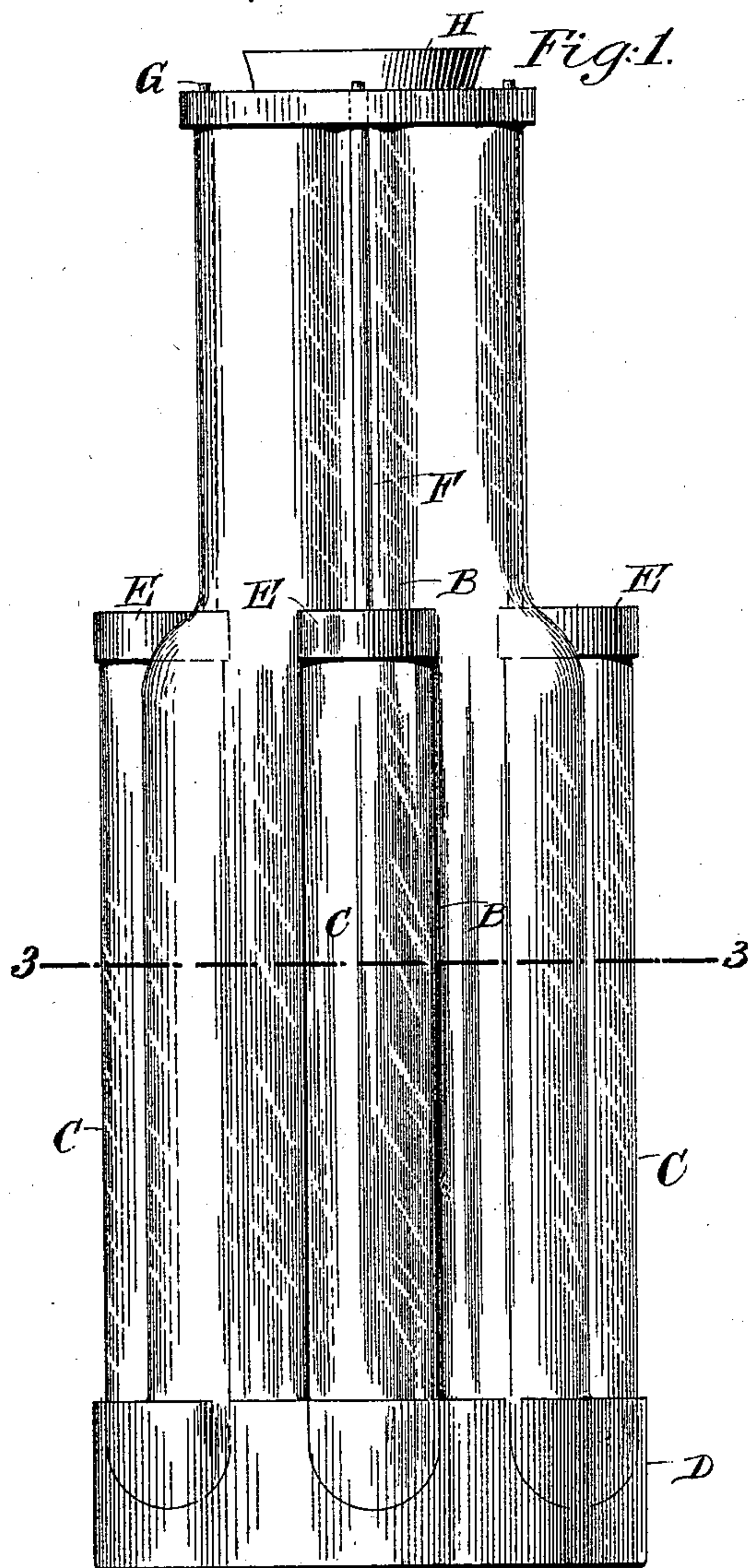


(No Model.)

A. DRYFOOS.  
COMPOSITE BOTTLE.

No. 519,601.

Patented May 8, 1894.



WITNESSES:  
*John A. Rennie*  
*C. Sedgwick*

INVENTOR  
*A. Dryfoos*  
BY *Munn & Co*  
ATTORNEYS.



# UNITED STATES PATENT OFFICE.

ALPHONS DRYFOOS, OF NEW YORK, N. Y.

## COMPOSITE BOTTLE.

SPECIFICATION forming part of Letters Patent No. 519,601, dated May 8, 1894.

Application filed March 6, 1894. Serial No. 502,538. (No model.)

*To all whom it may concern:*

Be it known that I, ALPHONS DRYFOOS, of the city, county, and State of New York, have invented a new and Improved Composite Bottle, of which the following is a full, clear, and exact description.

The object of the invention is to provide a new and improved composite bottle, designed for holding a variety of liquids and arranged to permit of pouring the liquid, either singly from any of the individual bottles or vessels, or from two or more at the same time, for forming a mixed drink.

The invention consists principally in a central bottle formed in its wall with vertically-disposed recesses or niches, and small vessels or bottles set in the said recesses and of special construction.

The invention also consists of certain parts and details, and combinations of the same, as will be hereinafter described and then pointed out in the claims.

Reference is to be had to the accompanying drawings, forming a part of this specification, in which similar letters of reference indicate corresponding parts in all the figures.

Figure 1 is a side elevation of the improvement. Fig. 2 is a sectional side elevation of the same on the line 2—2 of Fig. 3; and Fig. 3 is a sectional plan view of the same on the line 3—3 of Fig. 1.

The improved composite bottle is provided with a central bottle A, formed in its wall with a number of exterior recesses or niches B, adapted to receive small vessels or bottles C, set with their lower ends into recesses formed in the bottom D of the bottle A, as plainly illustrated in Fig. 2. The upper end of each small bottle or vessel C terminates at the junction of the body with the neck of the bottle A, and this upper end of each vessel C is closed by a cap E from which extends a pipe F, fitted in the recess in the wall of the bottle A along the neck part of the bottle, as plainly shown in Figs. 1 and 2, so that the said pipe F does not project beyond the outer surface of the neck of the bottle A.

By reference to Fig. 3, it will be seen that the vessels C likewise do not project beyond the surface of the body portion of the bottle A. The upper end of each pipe F is adapted to be closed by a cork or valve G of any ap-

proved construction, and the neck of the bottle A is likewise closed by a cork H or other suitable stopper.

Now, it will be seen that the several vessels C can be filled with various liquids, and the bottle A likewise can be filled with a liquid different from the liquids in the vessels C. When it is desired to pour any desired liquid the operator opens the corresponding pipe F by removing the cork, stopper or valve G and then tilts the bottle, so that the liquid flows out of this vessel C into a glass or other receptacle. Likewise by removing the stopper H, the contents of the central bottle A may be poured. If desired, two stoppers may be removed at the same time, so that when the bottle is tilted two different liquids will flow at the same time from the respective vessels, or from the vessel and the bottle A, as the case may be.

If necessary, an elastic band may be put around the neck of the bottle A, so as to pass over the pipes F to securely hold the latter and their vessels C in place. Likewise an elastic band may be put around the body portion of the bottle A to pass over the vessels C, so as to securely hold the same in position in their recesses or niches.

Having thus fully described my invention, I claim as new and desire to secure by Letters Patent—

1. A composite bottle, comprising a central bottle formed in its wall with vertically-disposed recesses or niches, and small vessels or bottles set in the said recesses, each vessel being provided with a cap having a pipe extending in the recesses along the neck of the bottle, substantially as shown and described.

2. A composite bottle, comprising a central bottle formed in its wall with vertically-disposed recesses or niches, small vessels or bottles set in the said recesses, each vessel being provided with a cap having a pipe extending in the recesses along the neck of the bottle, and means, substantially as described, for closing the said central bottle and the pipes of the vessels, as set forth.

ALPHONS DRYFOOS.

Witnesses:

THEO. G. HOSTER,  
C. SEDGWICK.