
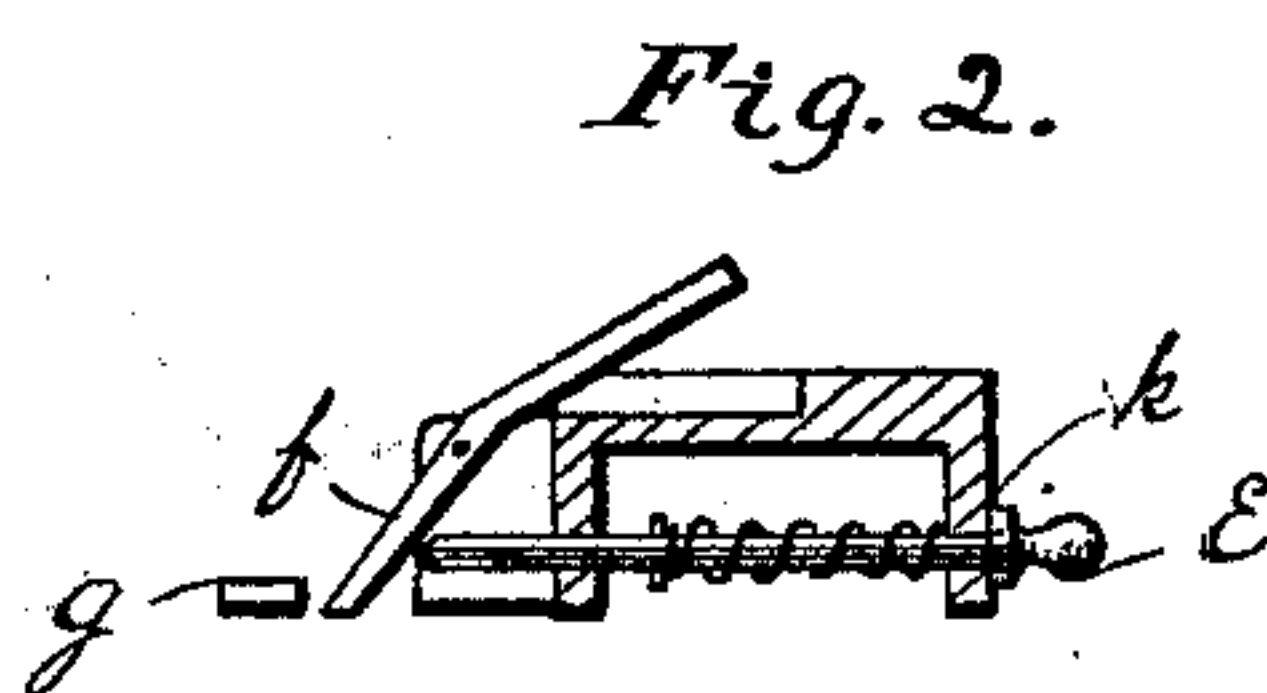
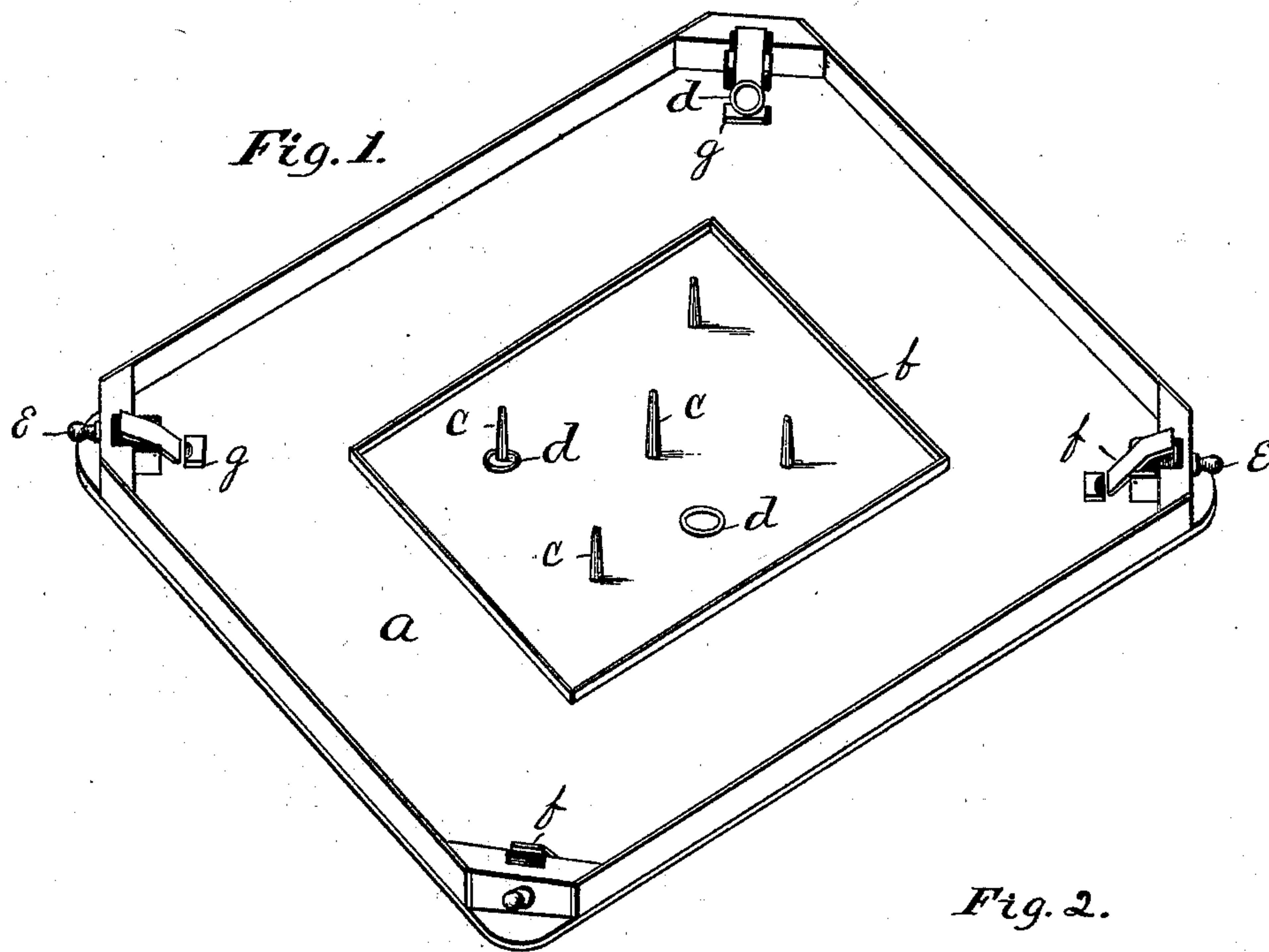


(No Model.)

J. B. DAVIDS.
GAME BOARD.

No. 519,324.

Patented May 8, 1894.



Witness
Fred A. Mason
C.O. Mason

Inventor
John B. Davids
by *H. W. Mason*
att'y.

UNITED STATES PATENT OFFICE.

JOHN B. DAVIDS, OF DARTMOUTH, MASSACHUSETTS, ASSIGNOR TO E. M.
CHISHOLM DAVIDS, OF SAME PLACE.

GAME-BOARD.

SPECIFICATION forming part of Letters Patent No. 519,324, dated May 8, 1894.

Application filed July 7, 1892. Serial No. 439,267. (No model.)

To all whom it may concern:

Be it known that I, JOHN B. DAVIDS, a citizen of the United States, residing at North Dartmouth, in the county of Bristol and State of Massachusetts, have invented certain new and useful Improvements in Game-Boards, of which the following is a specification, reference being had to the drawings hereto annexed, in which—

Figure 1. is a view in perspective of my improved game board. Fig. 2. is a view in vertical section of the device for casting the quoits; and Figs. 3. and 4. are views of some of the details.

Similar letters refer to similar parts in the several views.

a , represents my improved game board consisting of a shallow tray, having on its inside surface, the raised edge b . surrounding the pins or stakes c . The corners of the board are provided with the spring casting devices e , consisting of the pivoted lever f . adapted to be operated by a spring impelled plunger. At the foot of the lever, is secured to the board, the block, g . (Fig. 4.) having the curved notch h , adapted to fit the curve of the rings d .

The game is played by laying a ring d , against the foot of the lever f , with its edge

resting in the curved notch h , and casting it, by means of the spring plunger, or by the sudden stroke of the finger, on the top of the lever f .; the object being, to give the ring such a cast, as to land it within the inclosure of the edge b , and cause it to encircle, one of the stakes c . When it is desired to give the cast, by means of the finger on the lever f . instead of by the plunger, the block l , (Fig. 3.) is placed under the shoulder k , of the plunger, which block, holds it, in a retracted position.

I claim—

A game apparatus consisting of the shallow quadrangular tray a , having its upper surface divided into two fields, by a raised edge b , and having its inner field provided with the pins or stakes c ; and having the corners of said tray provided with pivoted levers f , adapted to be actuated by a spring impelled plunger, or the finger; and metallic rings, adapted to be cast by the levers f . within the central field and encircle the pins c , all as shown and described.

JOHN B. DAVIDS.

Witnesses:

JAMES C. HITCH,
HENRY W. MASON.