

(No Model.)

A. LUDWIG.
SPRING CATCH.

No. 517,703.

Patented Apr. 3, 1894.

Fig: 1.

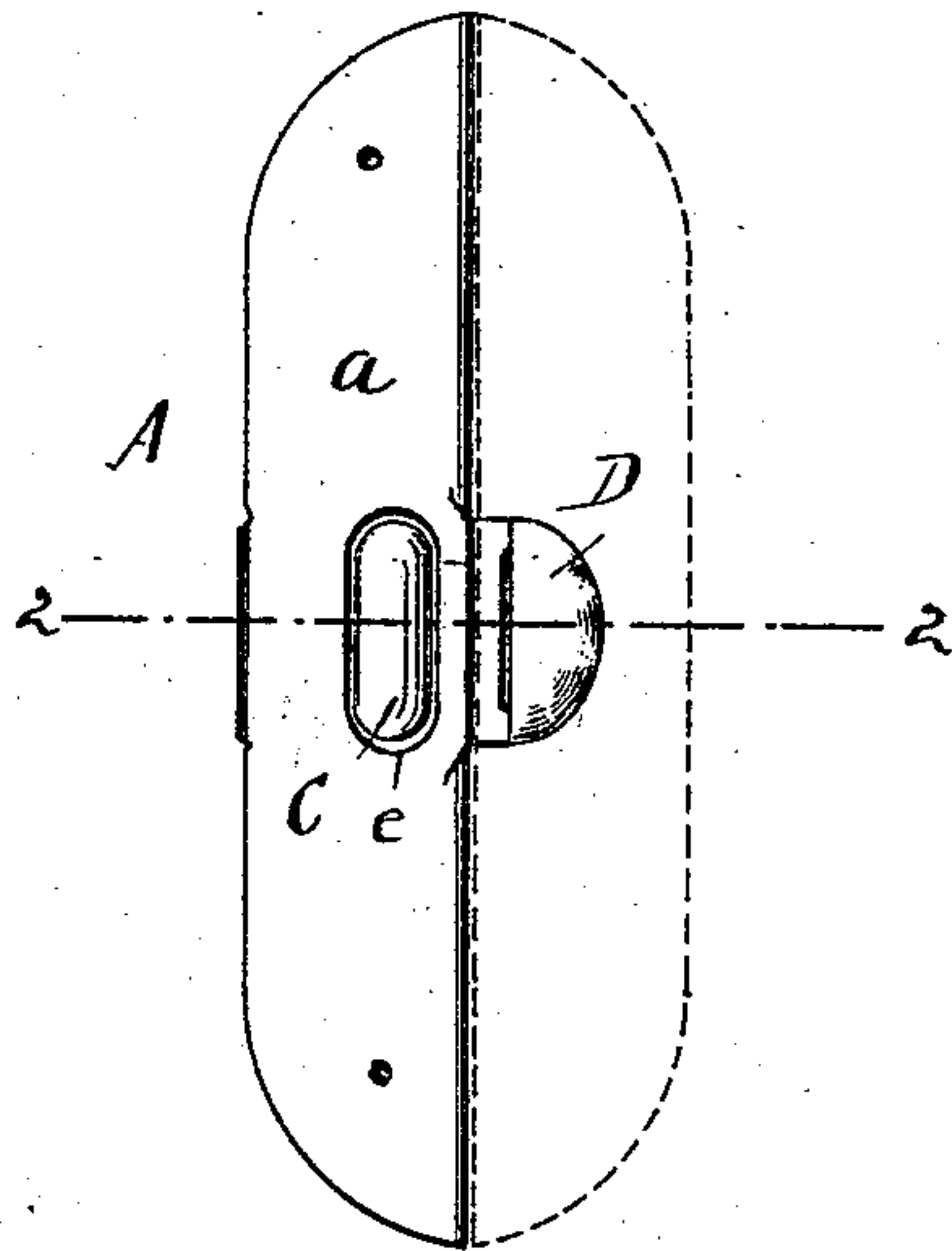


Fig: 2.

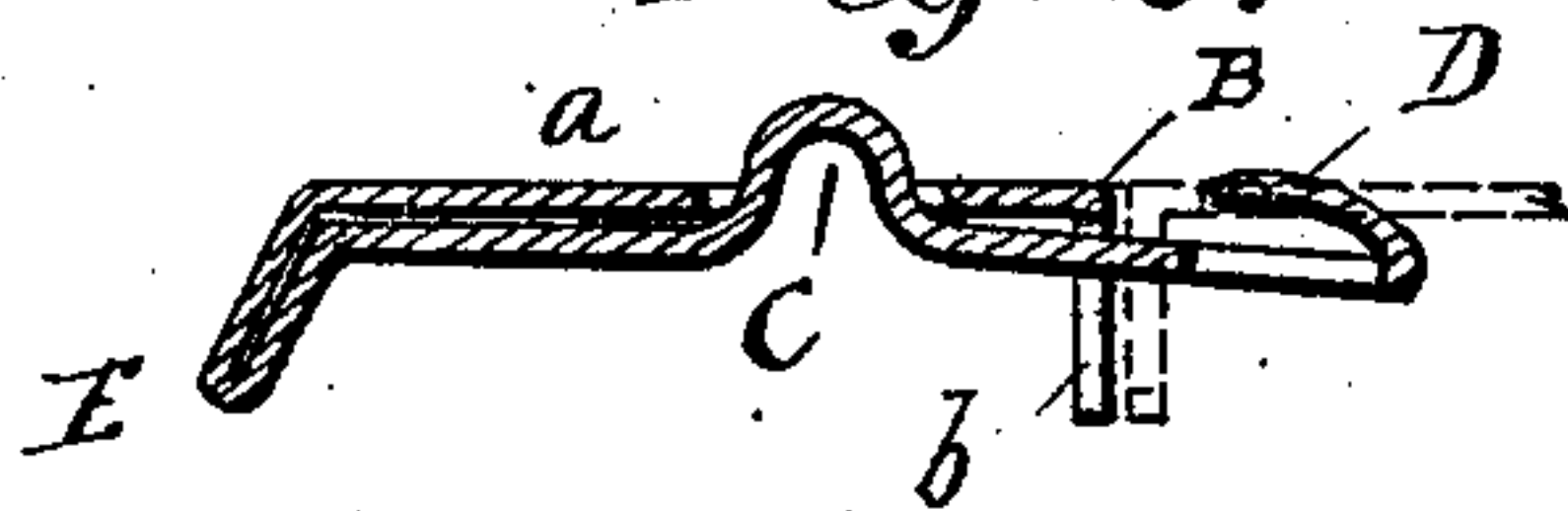


Fig: 4.

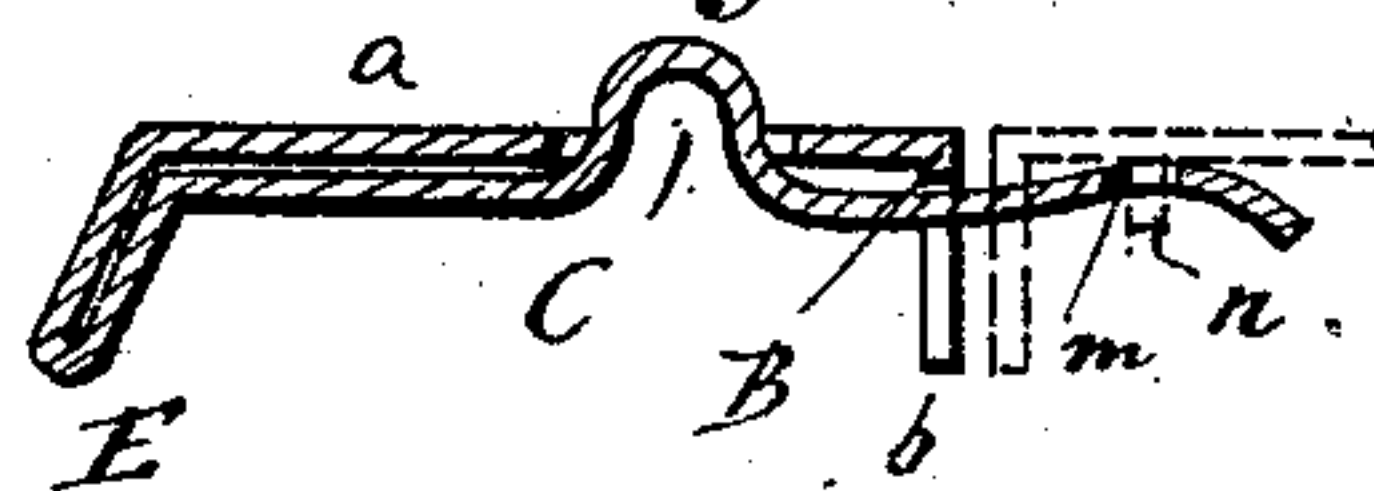
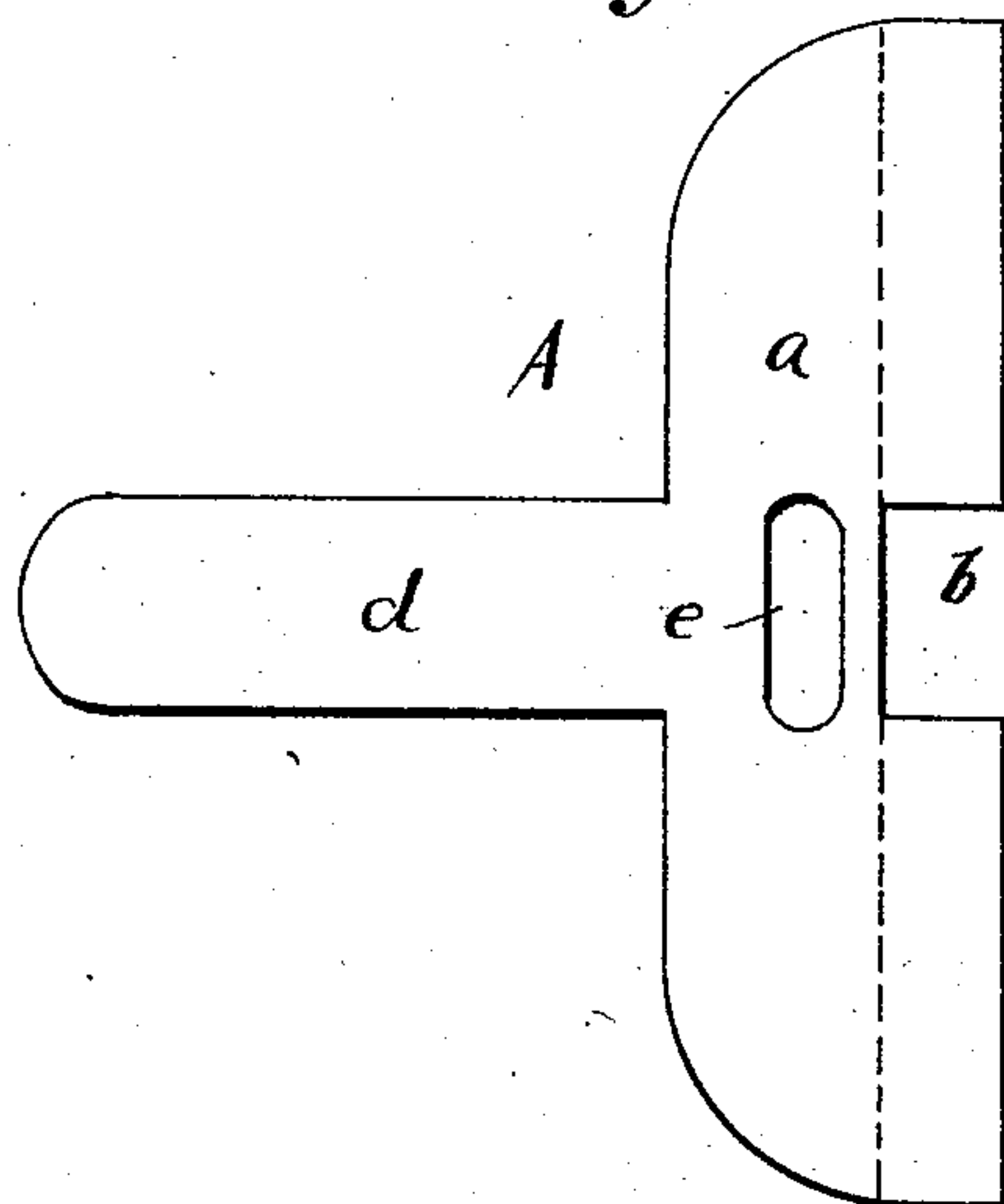


Fig: 3.



WITNESSES:
Chas. Kable.
Otto Reiss.

INVENTOR
A. Ludwig
BY *Georgel Rayermer*

ATTORNEYS.

UNITED STATES PATENT OFFICE.

ADOLF LUDWIG, OF HOBOKEN, NEW JERSEY.

SPRING-CATCH.

SPECIFICATION forming part of Letters Patent No. 517,703, dated April 3, 1894.

Application filed September 22, 1893. Serial No. 486,242. (No model.)

To all whom it may concern:

Be it known that I, ADOLF LUDWIG, a citizen of the United States, and a resident of Hoboken, in the county of Hudson and State of New Jersey, have invented certain new and useful Improvements in Spring-Catches, of which the following is a specification.

The object of my invention is to provide a new and improved spring catch for jewelry cases, cases for fancy articles and like small boxes, which catch is simple in construction, strong, durable and cheap.

The invention consists in a spring catch, struck up and formed from a piece of sheet metal, provided with a slot and a tongue, which tongue is bent to form the spring, a lip head and a button, which latter projects through the slot of the plate, as will be fully described and pointed out in the claim.

In the accompanying drawings, Figure 1 is a face view of my improved catch. Fig. 2 is a transverse sectional view on the line 2, 2 of Fig. 1. Fig. 3 is a view of the blank. Fig. 4 is a transverse sectional view of a modification.

Similar letters of reference indicate corresponding parts.

My improved spring catch is made of the blank A Fig. 3, which consists of a metal plate *a* provided at the center of one edge with the recess *b* and at the opposite edge with a tongue *d* at right angles to said edge and between the inner edge of said tongue and the recess *b* a longitudinal slot *e* is formed in said plate.

The plate *a* forms the body or frame of the catch and the edge provided with the recess *b* is bent over at right angles along the dotted line shown in Fig. 3 to form the top flange B, which, when the catch is applied on the box, &c., rests on the edge of that wall of the box to the face of which the catch is fastened.

Part of the tongue *d* at about the center of the length of same is pressed or punched outward to form a teat or button C of such dimensions, that it can pass through the slot *e*. The free end of lip is slotted transversely and that part of the end of the tongue between the slot and the end edge part of the tongue

is pressed outward to form the lip D, which serves to catch and retain a suitable plate to be fastened on the cover of the box, jewel case, &c., to the body of which the catch is fastened. The tongue is folded over on the back of the plate *a* and doubled at its end where it is connected with the plate, so as to form a spring loop E, the tongue proper resting against the back of the plate so that the button or teat C passes through the slot *e* and the lipped end of the tongue passes into the recess *b* in the flange of the plate. The tongue is held in this position by the spring tension of the loop E and retains and holds a suitable plate, on the cover of the box, until the lip end of the tongue is pressed back so far, by pressing on the button C, as to disengage said lipped end from the plate on the cover. When the cover is closed the plate on the same engages the lip on the end of the spring tongue and presses the same back until the edge of said plate is below the bottom edge of the lip, when said spring tongue snaps forward and engages said plate. In the modification shown in Fig. 4, the tongue is not provided on its end with a lip, but with a slot *m*, into which the stud *n*, on the cover can pass.

Having thus described my invention, what I claim as new, and desire to secure by Letters Patent, is—

A spring catch, composed of a body-plate and a spring tongue having a button, all made of a single and continuous piece of sheet-metal, said tongue being folded on the inner side of the plate, the free end of said folded tongue projecting beyond that edge of the plate opposite the one at which the tongue is connected with the plate, the free end of said tongue being adapted to catch and retain a suitable plate or keeper and the button on the tongue projecting through an aperture in the plate, substantially as set forth.

In testimony that I claim the foregoing as my invention I have signed my name in presence of two subscribing witnesses.

ADOLF LUDWIG.

Witnesses:

OSCAR F. GUNZ,
CHARLES SCHROEDER.