

(No Model.)

2 Sheets—Sheet 1.

C. F. G. R. SCHWERDT.
BOX FOR PATTERN OR OTHER CARDS.

No. 516,452.

Patented Mar. 13, 1894.

Fig. 2.

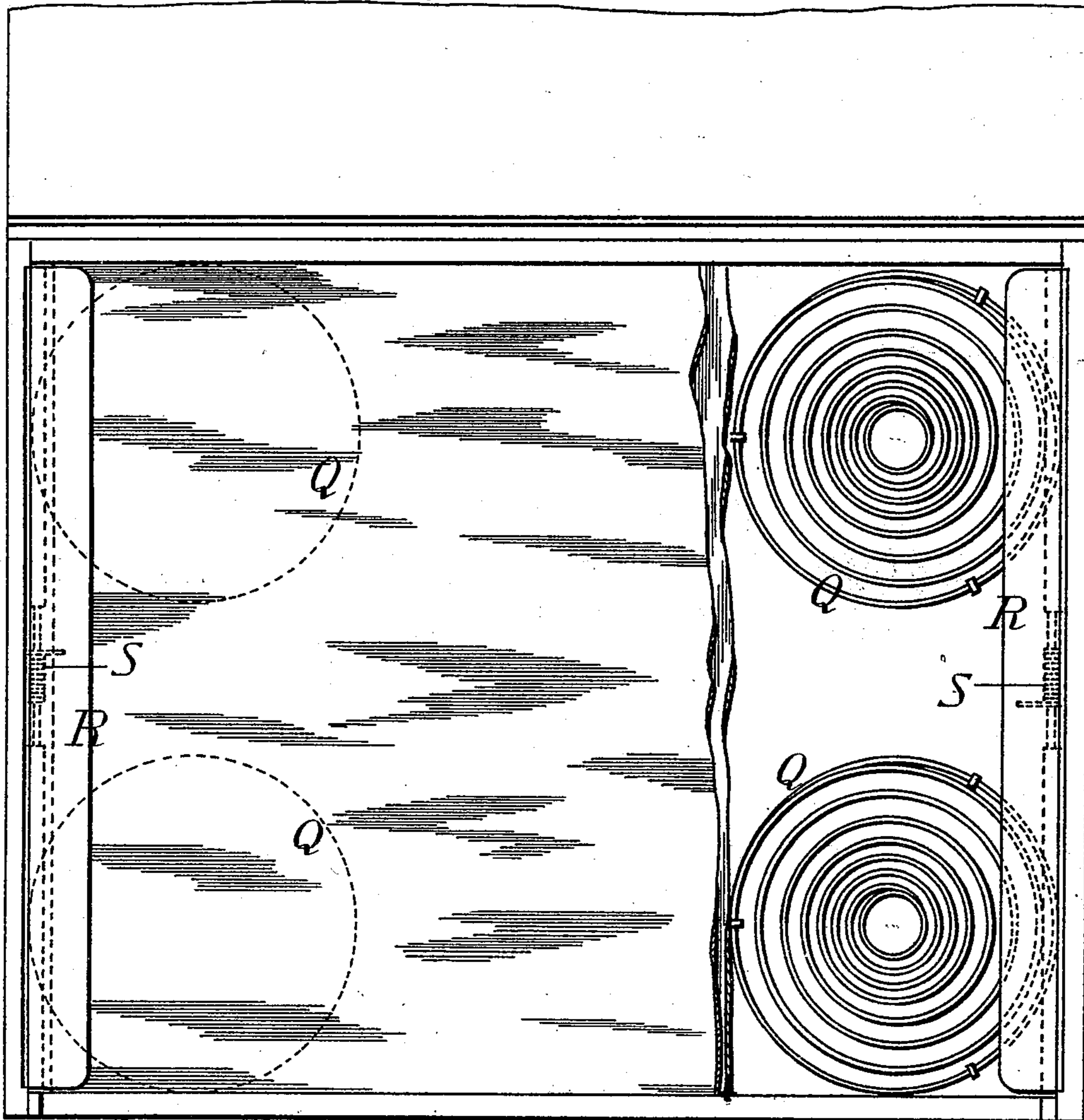
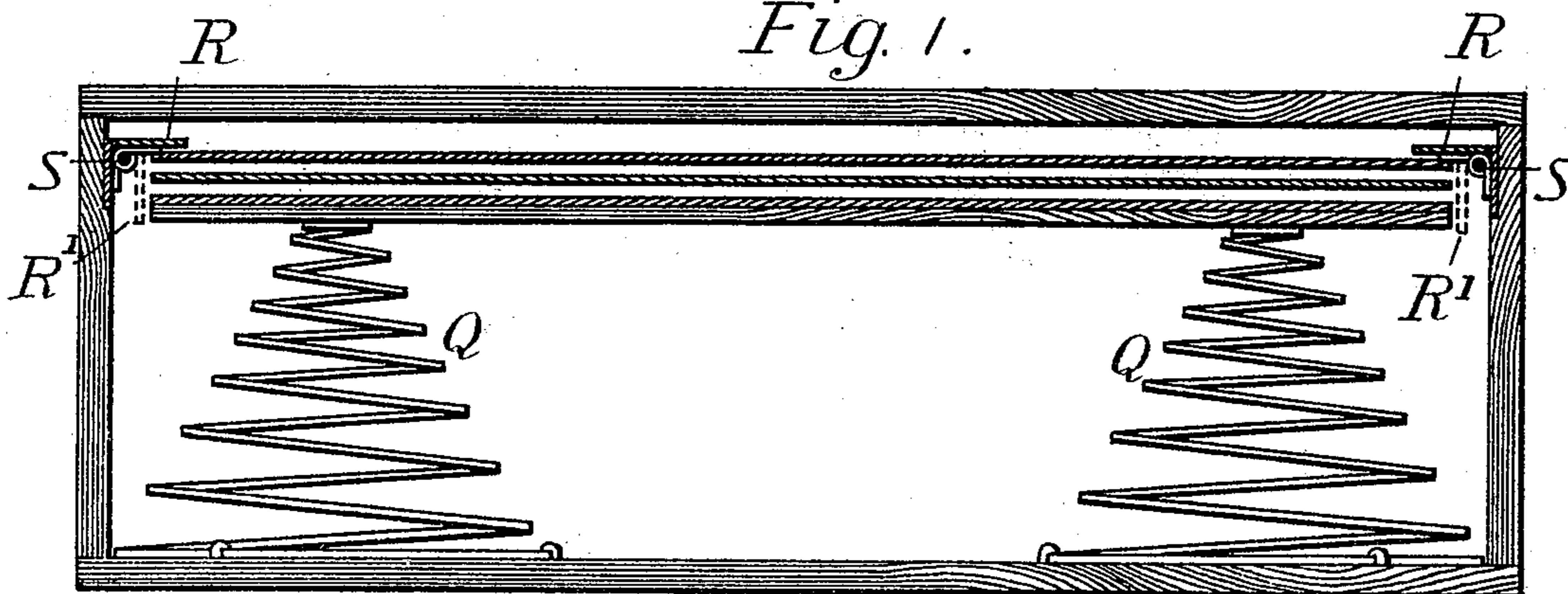


Fig. 1.



Witnesses:
J. W. Rea.
Robert Covatta

Inventor,
Charles F. G. R. Schwerdt,
By James L. Norris,
att'y.

(No Model.)

2 Sheets—Sheet 2.

C. F. G. R. SCHWERDT.
BOX FOR PATTERN OR OTHER CARDS.

No. 516,452.

Patented Mar. 13, 1894.

Fig. 3.

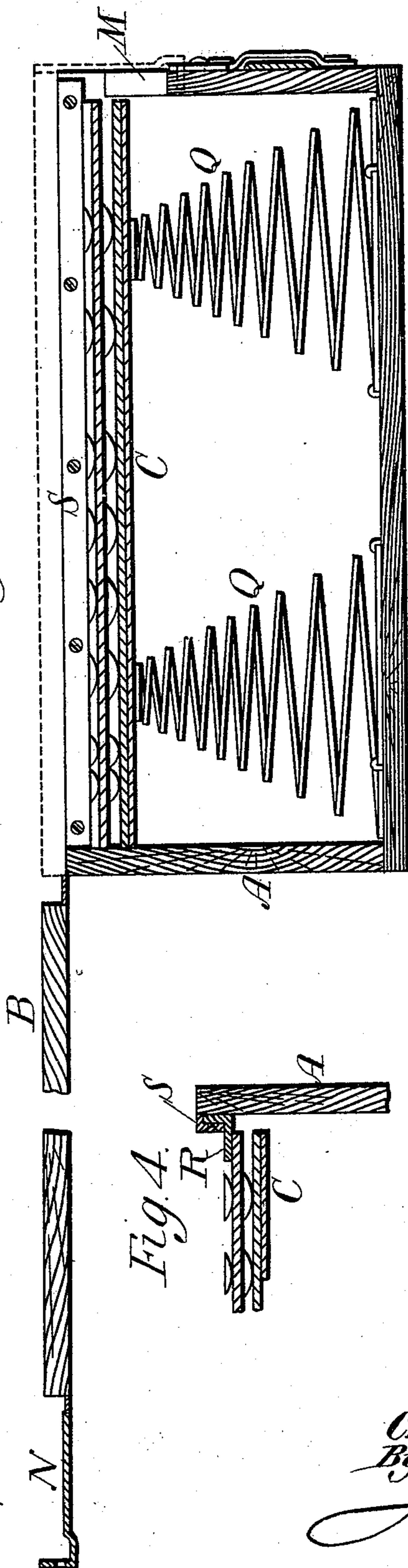
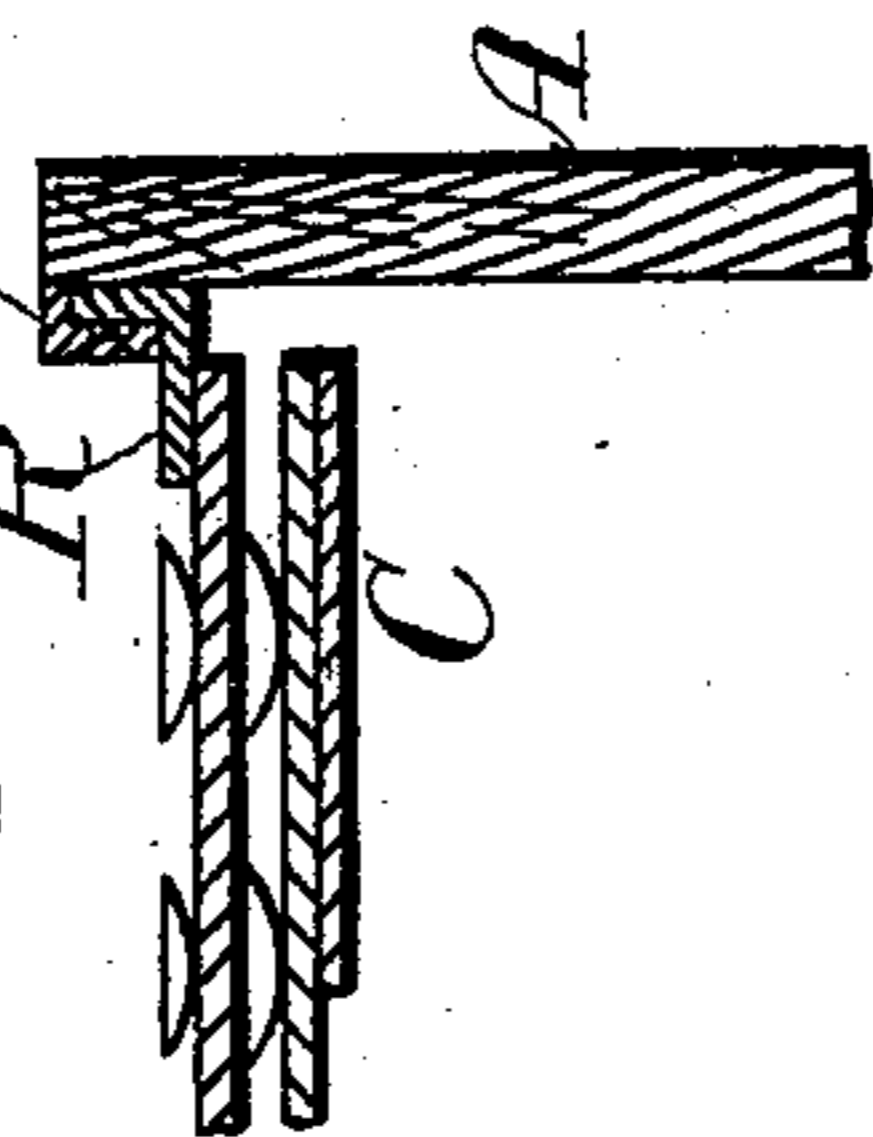


Fig. 4.



Witnesses.

J. A. Saul
Robert G. Smith

Inventor.

Charles F. G. R. Schwerdt.

By

James L. Norrie,
Atty.

UNITED STATES PATENT OFFICE.

CHARLES F. G. R. SCHWERDT, OF LONDON, ENGLAND.

BOX FOR PATTERN OR OTHER CARDS.

SPECIFICATION forming part of Letters Patent No. 516,452, dated March 13, 1894.

Application filed July 20, 1893. Serial No. 481,053. (No model.) Patented in England July 4, 1893, No. 13,058; in France July 4, 1893, No. 231,313; in Belgium July 4, 1893, No. 105,400, and in Austria-Hungary September 23, 1893, No. 38,034 and No. 59,174.

To all whom it may concern:

Be it known that I, CHARLES FRANCIS GEORGE RICHARD SCHWERDT, a subject of the Queen of Great Britain, residing at 35 Monkwell Street, in the city of London, England, have invented certain new and useful Improvements in Boxes for Pattern or other Cards, (for which I have obtained Letters Patent in Great Britain, dated July 4, 1893, No. 13,058; in France, dated July 4, 1893, No. 231,313; in Belgium, dated July 4, 1893, No. 105,400, and in Austria-Hungary, dated September 23, 1893, No. 38,034 and No. 59,174,) of which the following is a specification.

My invention relates to a box for holding cards such as those presenting patterns of buttons or the like, or they might be photographs, prints, or other cards, the object which I have in view being to facilitate the charging of the box with cards, the withdrawal of the uppermost card, and the elevation of those left so as to bring the next to the level for withdrawal.

Figure 1 of the accompanying drawings is a plan; and Fig. 2 is a longitudinal section of a box according to my invention. Fig. 3 is a transverse section; and Fig. 4 a part longitudinal section showing a similar box with a modified form of spring hinge.

The box A and its hinged lid B may be made of wood or other suitable material. Within it, free to move up and down, is a platform C, which, with the cards upon it, is pressed upward by springs Q, but the uppermost card is held down at its side edges by lips R projecting inward from the sides of the box, as shown in Figs. 1 and 2. These lips are hinged to the sides of the box by stop hinges which prevent them from rising higher, and are pressed upward by springs S arranged in the hinges, or as shown in Figs. 3 and 4 they are strips of leather bent to an angle and fixed to the sides of the box by strips of metal S which prevent the inwardly projecting margins R from rising higher, but do not prevent them from being pressed down.

When it is desired to place a number of cards in the box, they are laid with their margins resting on the lips R, and are then pressed downward, these lips yielding on folding down on their hinges, as indicated by the dotted lines R', Fig. 2. When the cards have been pressed down beyond these lips, these lips rise to the position shown in Figs. 2 and 4, so as to form stops to prevent the cards from rising higher.

The cards can be successively drawn out from under the lips R, the springs always causing the platform C and cards to rise so that the uppermost bears against the lips R. To facilitate the withdrawal of a card a notch M is cut in the front of the box, this being covered by the flap N when the lid is closed, as indicated by the dotted lines in Fig. 3.

Material other than leather, such for instance as stiff fabric, may be used to form the lips R, but leather is generally to be preferred, and, in order to render it more capable of yielding downward, it may be partly cut through along the angle.

Having thus described the nature of this invention and the best means I know of carrying the same into practical effect, I claim—

In a box for pattern and other cards, the combination of the platform carrying the cards, the springs supporting the platform, and the lips capable of yielding downward and attached to the sides of the box, substantially as and for the purpose set forth.

In testimony whereof I have signed my name to this specification, in the presence of two subscribing witnesses, this 28th day of June, A. D. 1893.

CHARLES F. G. R. SCHWERDT.

Witnesses:

OLIVER IMRAY,
Chartered Patent Agent, 28 Southampton Buildings, London, W. C.

JNO. P. M. MILLARD,
Clerk to Messrs. Abel & Imray, Consulting Engineers and Patent Agents, 28 Southampton Buildings, London, W. C.