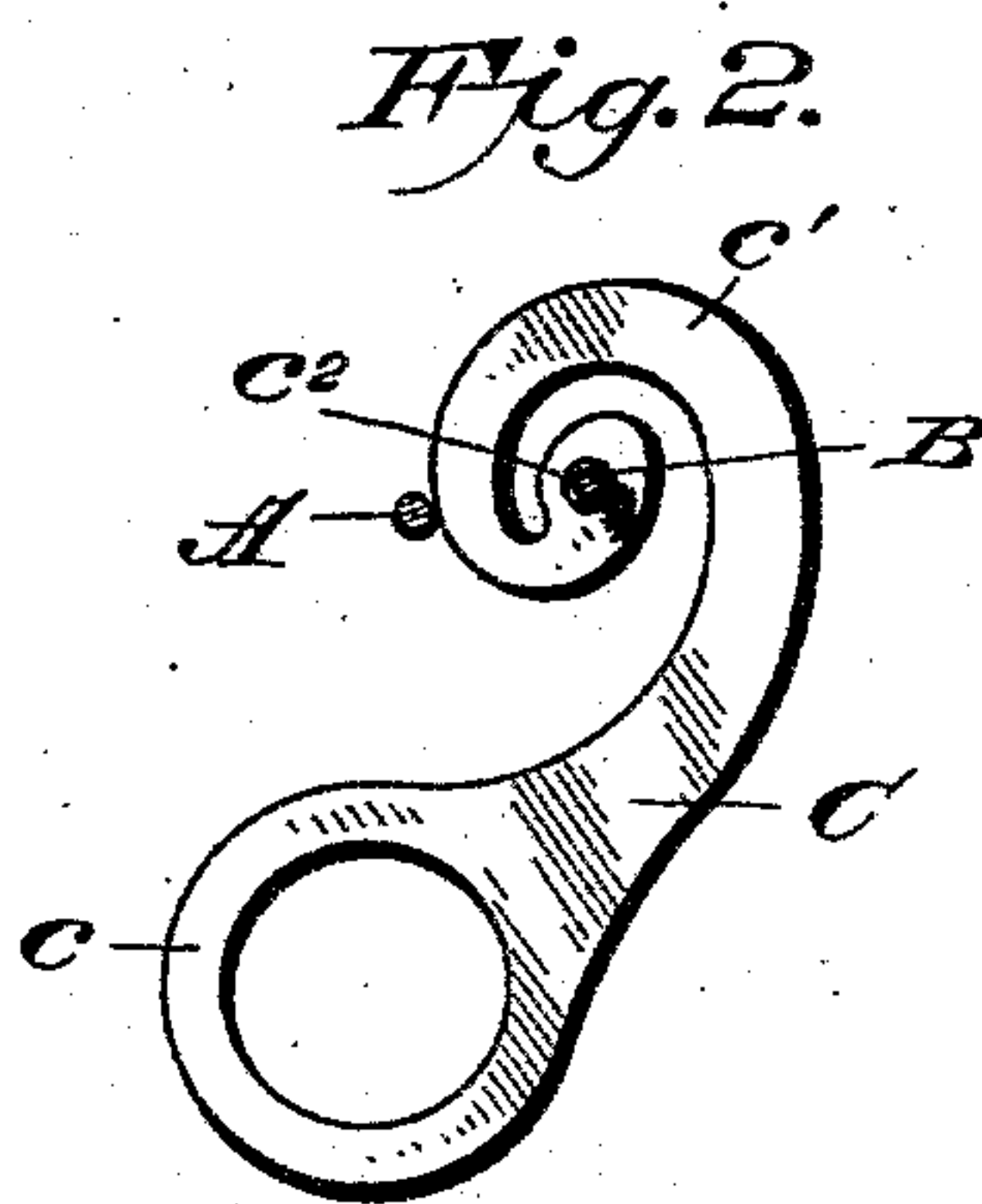
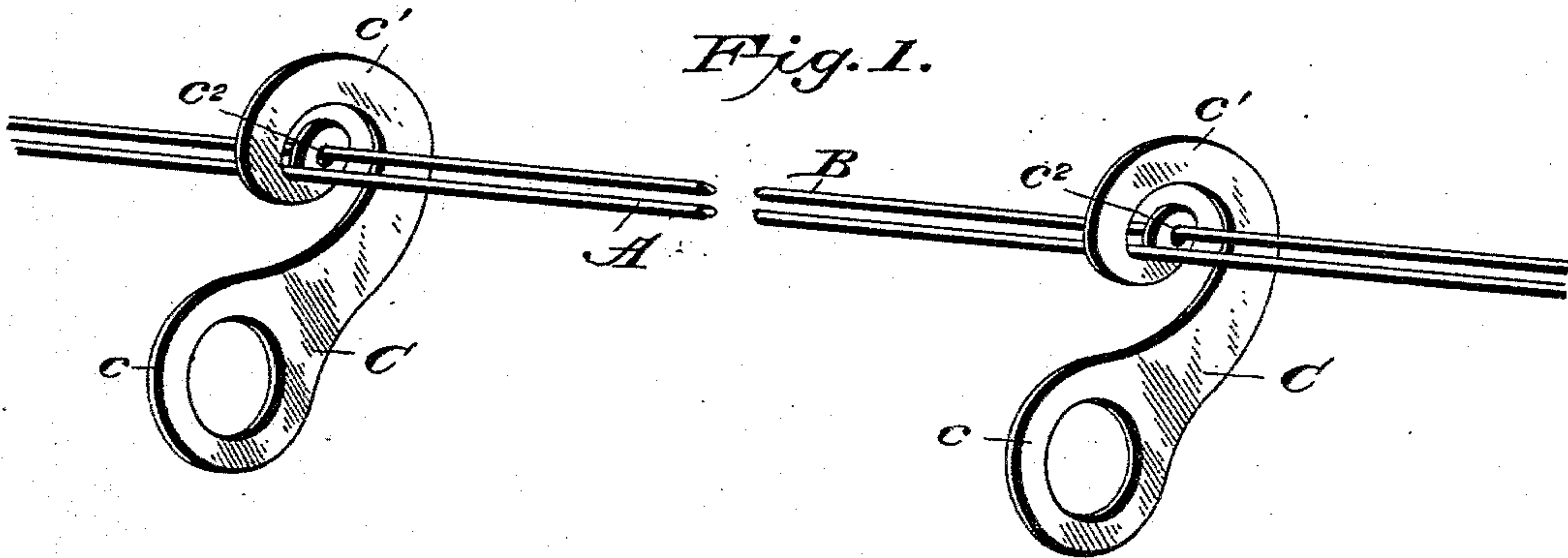


(No Model.)

E. J. VAN WORMER.
ATTACHMENT FOR CLOTHES LINES.

No. 516,068.

Patented Mar. 6, 1894.




Everington J. Van Wormer,

INVENTOR

WITNESSES

L. S. Elliott.

J. M. Johnson.

by 

Attorney

UNITED STATES PATENT OFFICE.

EVERINGTON J. VAN WORMER, OF LYNXVILLE, WISCONSIN.

ATTACHMENT FOR CLOTHES-LINES.

SPECIFICATION forming part of Letters Patent No. 516,068, dated March 6, 1894.

Application filed November 16, 1893. Serial No. 491,130. (No model.)

To all whom it may concern:

Be it known that I, EVERINGTON J. VAN WORMER, a citizen of the United States of America, residing at Lynxville, in the county of Crawford and State of Wisconsin, have invented certain new and useful Improvements in Attachments for Clothes-Lines; and I do hereby declare the following to be a full, clear, and exact description of the invention, such as will enable others skilled in the art to which it appertains to make and use the same, reference being had to the accompanying drawings, and to letters of reference marked thereon, which form a part of this specification.

This invention consists of an attachment for clothes-lines for the purpose of holding a supplemental line adjacent to the line upon which the clothes are hung to retain the clothes between said lines, the attachment being carried by one line and engaging the other, as will be hereinafter fully set forth and claimed.

In the accompanying drawings, Figure 1 is a perspective view showing the application of the attachment, with the lines brought together and Fig. 2 is a side view of the attachment showing the lines in position before being brought together.

A designates the clothes-line and B the supplemental line to which the device C is attached. The attachment is made up of a single piece of metal stamped or formed to provide an enlarged apertured portion *c*, presenting a handle, from which extends a coil *c'*, the inner end of the coil being provided with a perforation, *c*², through which is passed the supplemental line for supporting the attachment thereon. The coil *c'* provides a

spiral recess into which the clothes-line passes when the attachment is turned to engage therewith, the inner end of the recess terminating near the perforation *c*² so that the clothes-line can be brought very near the supplemental line. The aperture in the handle of the device not only serves to receive the finger of the operator but helps to lighten the attachment and provide for stringing them on a hook or other carrier.

In use the ends of the two lines A and B are made fast to suitable supports, the fixtures C being strung upon the line B which is passed through the eye *c*²; when the lines are separated the clothes are hung on the line A and the handle of the attachment is then grasped and turned so as to cause the line B to be brought in contact with the clothes and in close proximity to the line A, thus securely holding the clothes upon the line.

The device is very simple and effective and being permanently attached to the wire B is always in position for use.

Having thus described my invention, what I claim as new, and desire to secure by Letters Patent, is—

The combination with the lines A and B, of an attachment having a perforation through which one line passes and a spiral recess to engage the other line, substantially as shown and for the purpose set forth.

In testimony whereof I affix my signature in presence of two witnesses.

EVERINGTON J. VAN WORMER.

Witnesses:

A. N. SEARLE,
L. B. ALLEN.