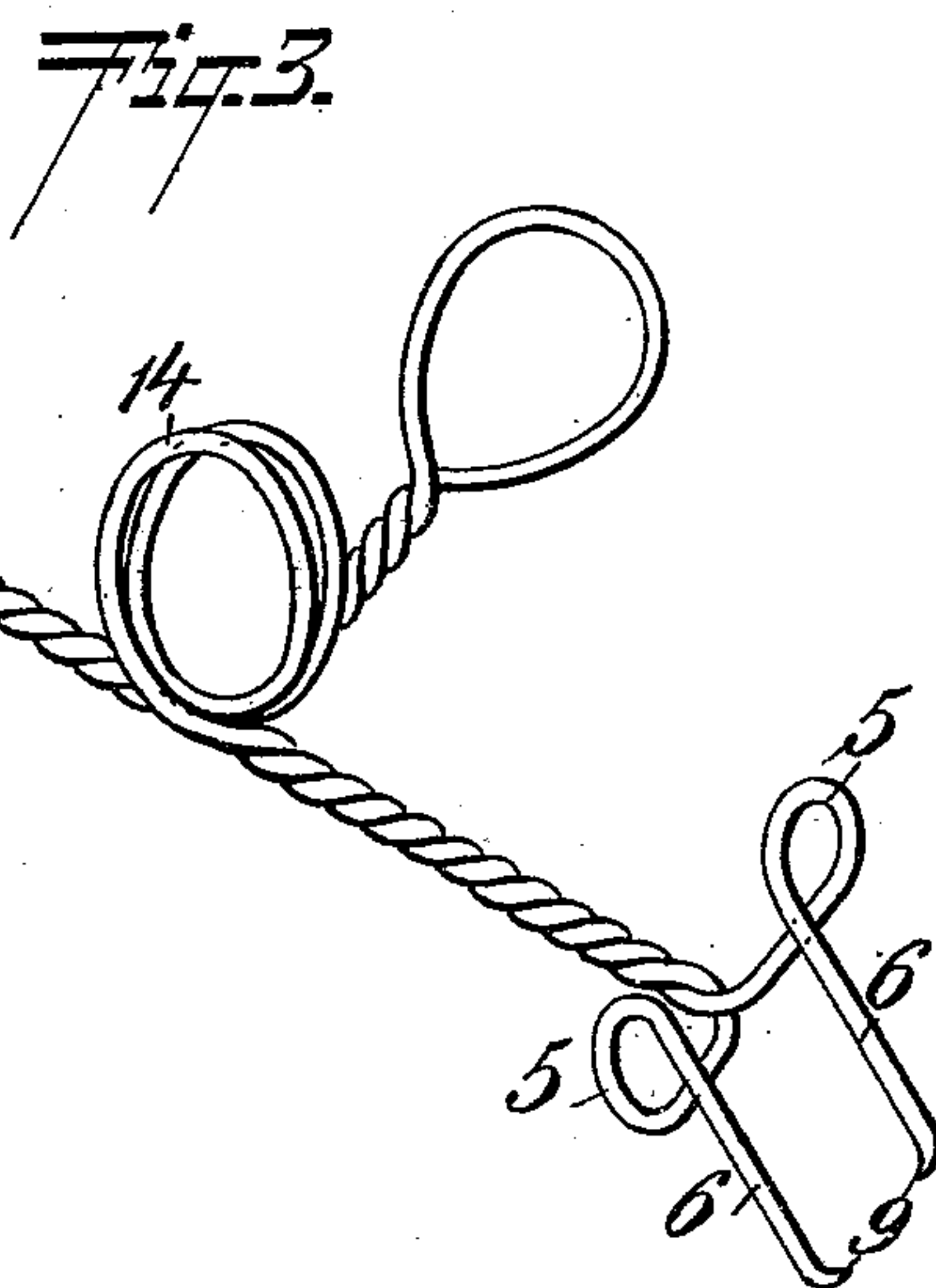
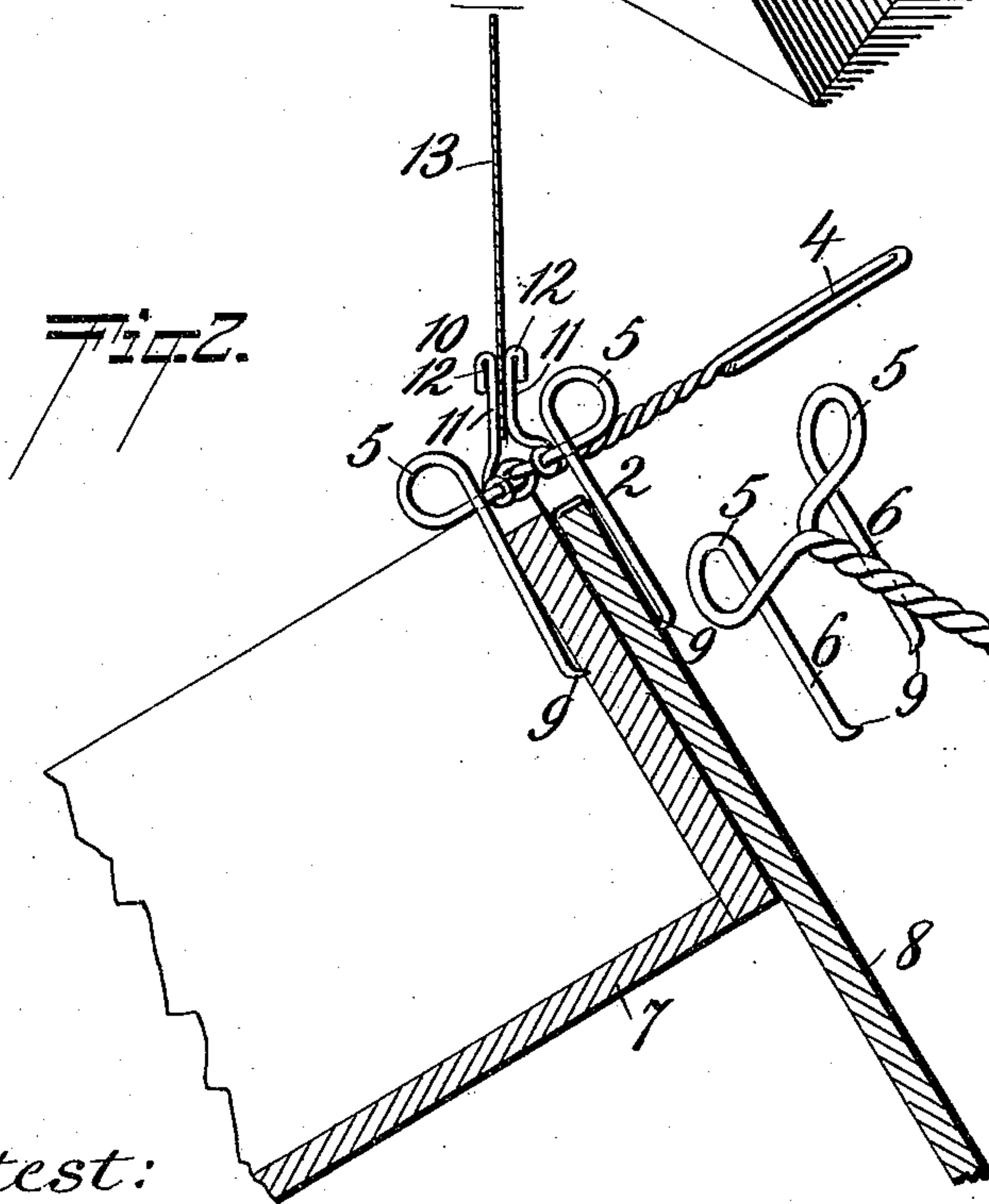
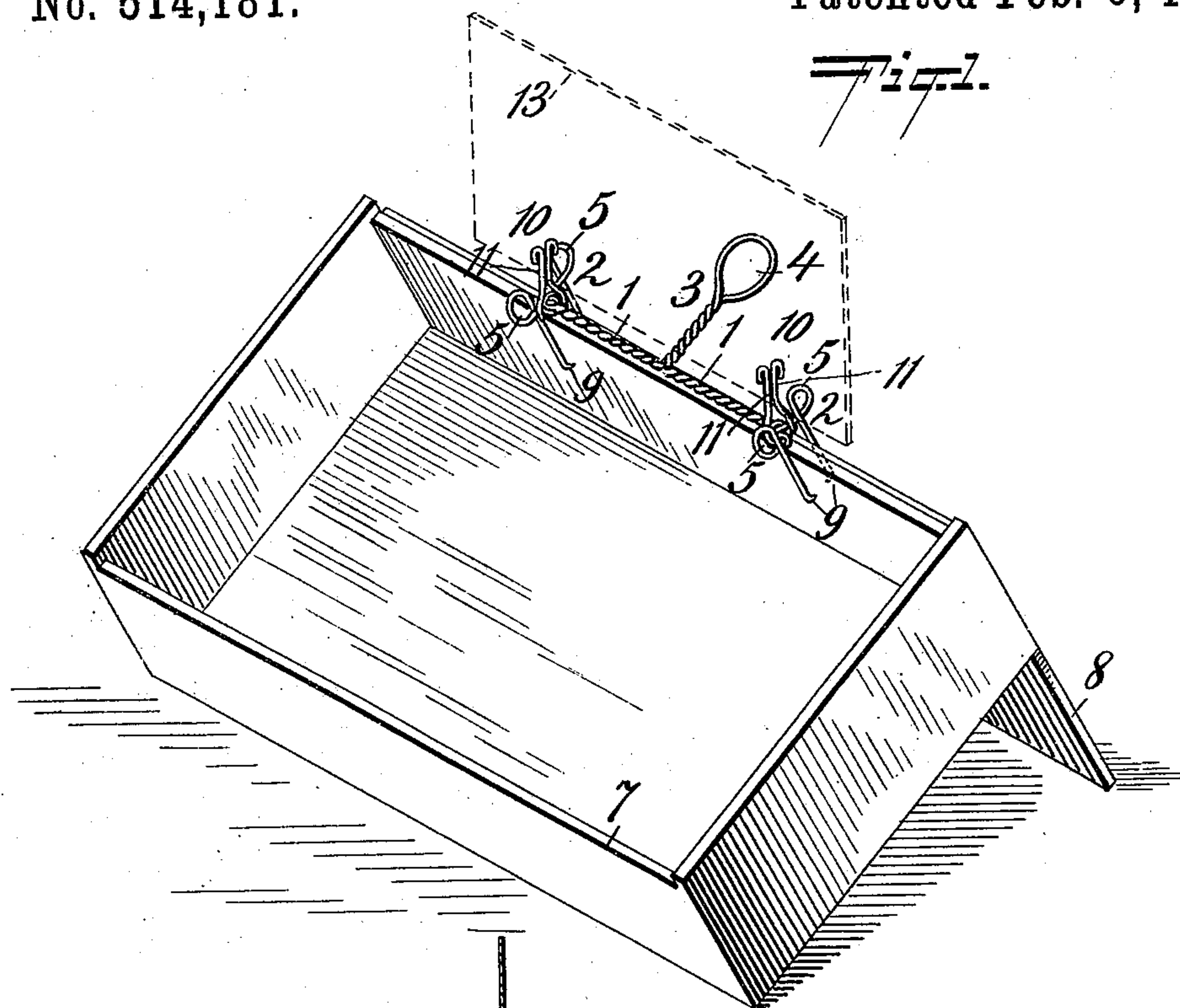


(No Model.)

J. DEUTSCH.
CIGAR BOX LIFTER.

No. 514,181.

Patented Feb. 6, 1894.



Attest:

J. H. Schott
E. W. Cady

Inventor

Jacob Deutsch
By W. A. Ruff
attn

UNITED STATES PATENT OFFICE.

JACOB DEUTSCH, OF DANVILLE, ILLINOIS, ASSIGNOR OF ONE-HALF TO
GEORGE W. WHYTE, OF SAME PLACE.

CIGAR-BOX LIFTER.

SPECIFICATION forming part of Letters Patent No. 514,181, dated February 6, 1894.

Application filed September 19, 1893. Serial No. 485,848. (No model.)

To all whom it may concern:

Be it known that I, JACOB DEUTSCH, of the city of Danville, in the county of Vermilion and State of Illinois, have invented certain
5 new and useful Improvements in Cigar-Box Lifters; and I do hereby declare the following to be a full, clear, and exact description of the invention, such as will enable others skilled in the art to which it appertains to make and use
10 the same.

This invention has for its object to provide a detachable lifting handle for cigar boxes, whereby cigar boxes displaying cigars may be readily lifted and placed before customers in
15 selling cigars.

The invention consists in a cigar box lifter, as hereinafter set forth and claimed.

Referring to the accompanying drawings in which similar figures of reference indicate
20 like parts—Figure 1 is a perspective view of a cigar box with cover open and in an inclined position, showing the invention applied. Fig. 2 is an end view of the invention applied to an open cigar box shown in cross
25 section. Fig. 3 is an enlarged view in perspective of a modified form of the invention.

The invention is preferably used with a cigar box having its cover opened to its full extent so as to lie flat against the rear side of
30 the box, as shown. It may, however, be used with a box having the cover removed, as hereinafter described.

The invention, preferably made of wire, embraces in its general construction, a main portion having a clamping portion to engage the
35 box and a lifting handle by which the box may be raised. There is preferably also, in connection with these parts aforesaid, a portion for holding and displaying a card.

In the construction of this invention, 1 indicates the main portion which is adapted to lie along the upper edge of a cigar box, 2, 2,
40 two spring clamps forming the clamping portion, and 3, the lifting handle.

The parts aforesaid are preferably formed of a single wire, twisted to form the main
45 portion, 1, the handle 3, terminating in a loop 4, and the spring clamps 2, 2, at the ends of the main portion 1, consisting of the loops 5,
50 and the depending arms 6, the loops 5 serving

as springs by means of which the arms 6 may act as clamps. The arms 6 are at such a distance apart as to clamp between them the rear side of the cigar box 7, and its cover 8,
when lying flat against the rear side of the
55 box. The ends, 9, of the arms, 6, are pointed and turned inward toward each other to bite and engage the wood of the box and cover and prevent the clamps, 2, from slipping when
60 the box is lifted.

While the lifter is preferably used with the box and cover as set forth, it may be employed with the box when the cover has been torn off, by simply arranging the clamping
65 arms, 6, nearer together. In either case the relation of the clamping arms to each other being such as to be drawn apart when put in engagement with the box and then held against the parts clamped by the action of
70 the spring loops 5.

In connection with the parts already set forth, a portion for holding a label or display card is preferably employed, as for example
in Figs. 1 and 2, by means of two spring
75 clamps 10 at a suitable distance apart, each consisting of a wire twisted about the main portion 1, to secure it thereto, and having
their ends projecting upward to form the clamping arms 11, with the extremities 12 bent
80 over to form rounded edges, thereby permitting a card, 13, to be readily slipped between the arms, 11.

In Fig. 3 is shown a modification of the card-holder consisting of the two loops, 14, located centrally in the main portion 1, and formed
85 by carrying the wire of the twisted main portion 1 up to form the loops, 14. The loops, 14, will readily hold a card or label inserted between them.

I do not limit myself to the precise construction of parts set forth in this invention, as they may be departed from without altering the essential features thereof.

Having described my invention, I claim—

1. A cigar box lifter consisting of a main
95 portion adapted to lie along the edge of a cigar box, a clamping portion on the main portion adapted to engage the cigar box, and a lifting handle projecting from the main portion, substantially as set forth.

2. A cigar box lifter consisting of a main portion adapted to lie along the edge of a cigar box, a lifting handle projecting from the main portion, and adjustable clamps on the main
5 portion adapted to engage the cigar box, substantially as set forth.

3. A cigar box lifter consisting of a main portion adapted to lie along the edge of a cigar box, a lifting handle projecting from the main
10 portion and spring clamps on the main portion adapted to engage the side of the cigar box, as herein set forth.

4. A cigar box lifter consisting of a main portion adapted to lie along the upper edge
15 of a cigar box, and provided with a lifting handle, a card holder, and clamps for engaging a cigar box, as herein set forth.

5. A cigar box lifter consisting of two pieces of wire twisted together and bent to form a main portion, and a lifting handle projecting
20 therefrom, and spring clamping arms adapted to engage a cigar box, as set forth.

6. A cigar box lifter formed of wires twisted together and bent to form a main portion and
25 card holder, a lifting handle projecting therefrom, and spring clamping arms adapted to engage a cigar box, as herein set forth.

In testimony whereof I have signed this specification in the presence of two subscribing witnesses.

JACOB DEUTSCH.

Witnesses:

H. P. BLACKBURN,

J. L. BLACKBURN.