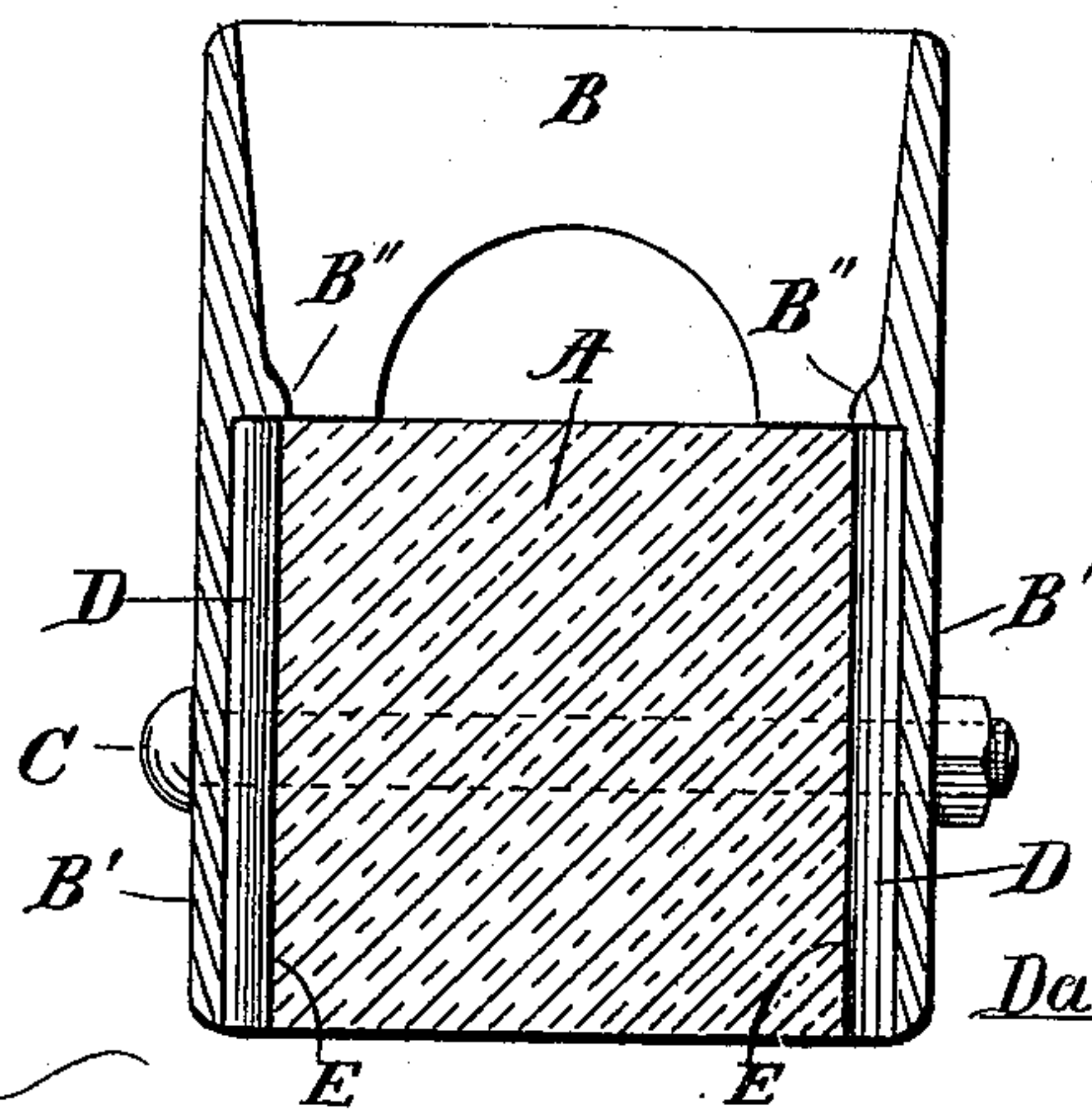
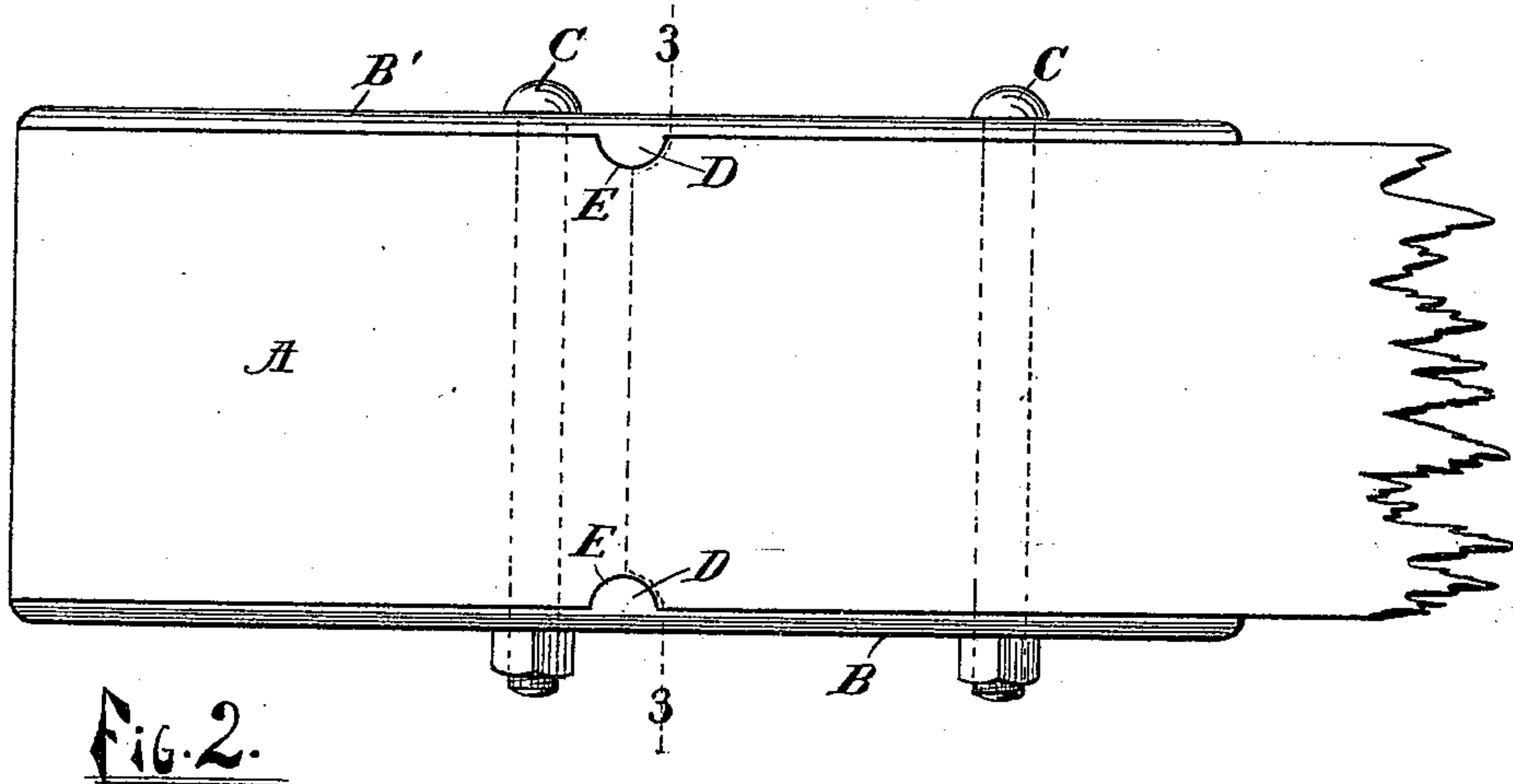
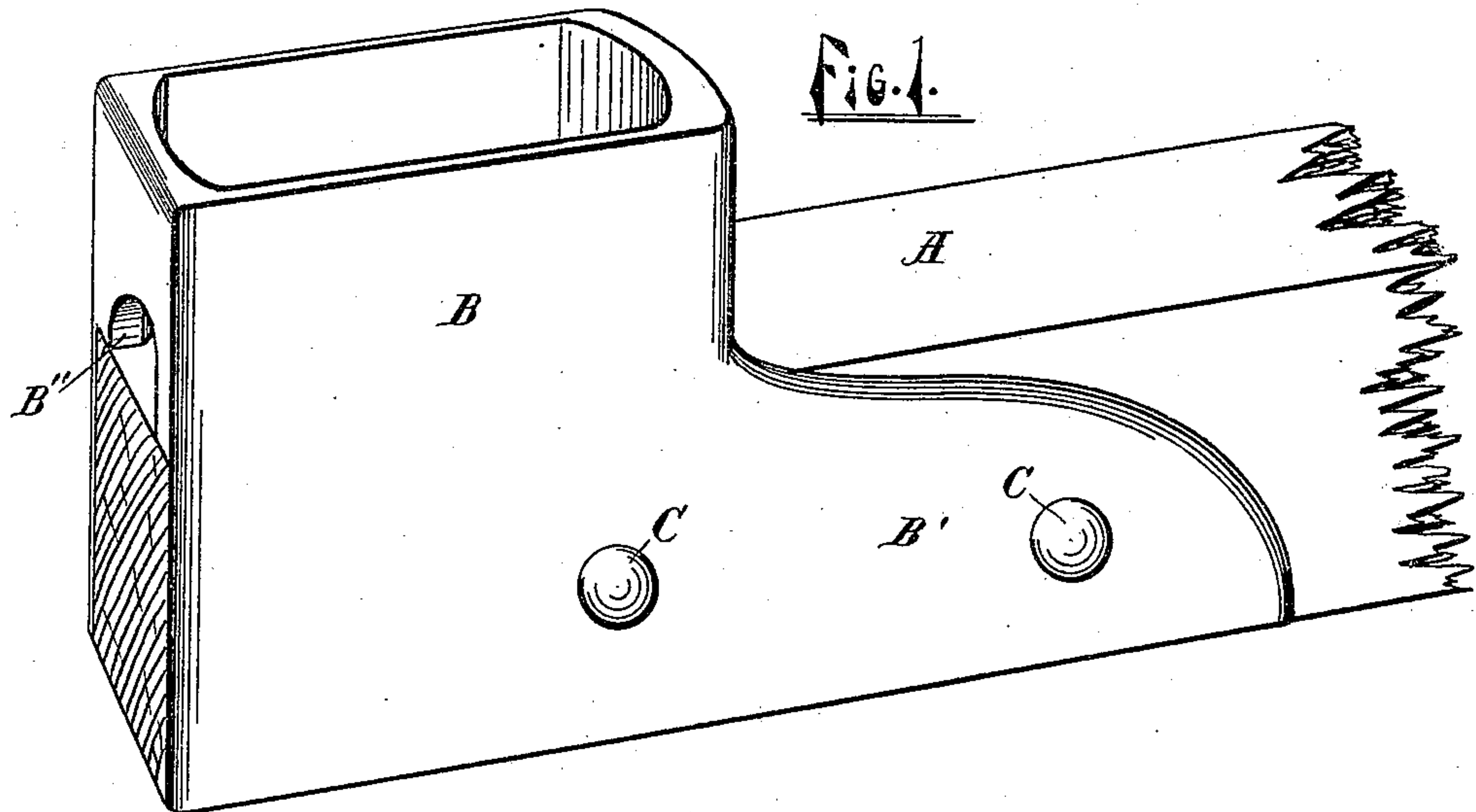


(No Model.)

D. VANDERMEULEN.
FURNITURE CLAMP.

No. 513,027.

Patented Jan. 16, 1894.



WITNESSES:

Lewis O. Sanders
Lois Moulton

INVENTOR

Daniel Vandermeulen

BY

Leuther V. Moulton
ATTORNEY.

UNITED STATES PATENT OFFICE.

DANIEL VANDERMEULEN, OF GRAND RAPIDS, MICHIGAN, ASSIGNOR OF TWO-THIRDS TO ALBERT VANDERMEULEN AND WILLIAM VANDERMEULEN, OF SAME PLACE.

FURNITURE-CLAMP.

SPECIFICATION forming part of Letters Patent No. 513,027, dated January 16, 1894.

Application filed March 16, 1893. Serial No. 466,240. (No model.)

To all whom it may concern:

Be it known that I, DANIEL VANDERMEULEN, a citizen of the United States, residing at Grand Rapids, in the county of Kent and State of Michigan, have invented certain new and useful Improvements in Furniture-Clamps; and I do hereby declare the following to be a full, clear, and exact description of the invention, such as will enable others skilled in the art to which it appertains to make and use the same.

My invention relates to improvements in furniture clamps, and particularly to the fixed head of the same, and its object is to provide the same with certain new and useful features, hereinafter more fully described and particularly pointed out in the claim, reference being had to the accompanying drawings, in which—

Figure 1 is a perspective of one end of a clamp embodying my invention; Fig. 2 an inverted plan or bottom view of the same; and Fig. 3 a vertical section of the same on the line 3—3 of Fig. 2.

Like letters refer to like parts in all of the figures.

A is the clamp bar, and B an upwardly projecting head substantially rectangular in form, and preferably of cast metal; said head for lightness is made hollow and is provided

with internal flanges B'' engaging the upper surface of the bar A, and downwardly projecting side flanges B' embracing the sides of said bar, which flanges are also provided with vertical semi-cylindrical ribs D D, which engage corresponding transverse grooves E E in the sides of said bar; said side flanges are also extended inward along the sides of the bar A as shown for greater strength, and bolts C are inserted through said bar and flanges to further secure the head in place. By this construction I secure a very strong and durable structure, not easily broken, or got out of order.

What I claim is—

In a furniture clamp, in combination with the bar, a hollow cast metal head, having internal flanges engaging the upper surface of said bar, downwardly projecting and longitudinally extended flanges embracing said bar, semi-cylindrical ribs on said flanges engaging transverse grooves in the sides of said bar and bolts through said flanges and bar, substantially as described.

In testimony whereof I affix my signature in presence of two witnesses.

DANIEL VANDERMEULEN.

Witnesses:

LUTHER V. MOULTON,
GEO. W. GAYLE.