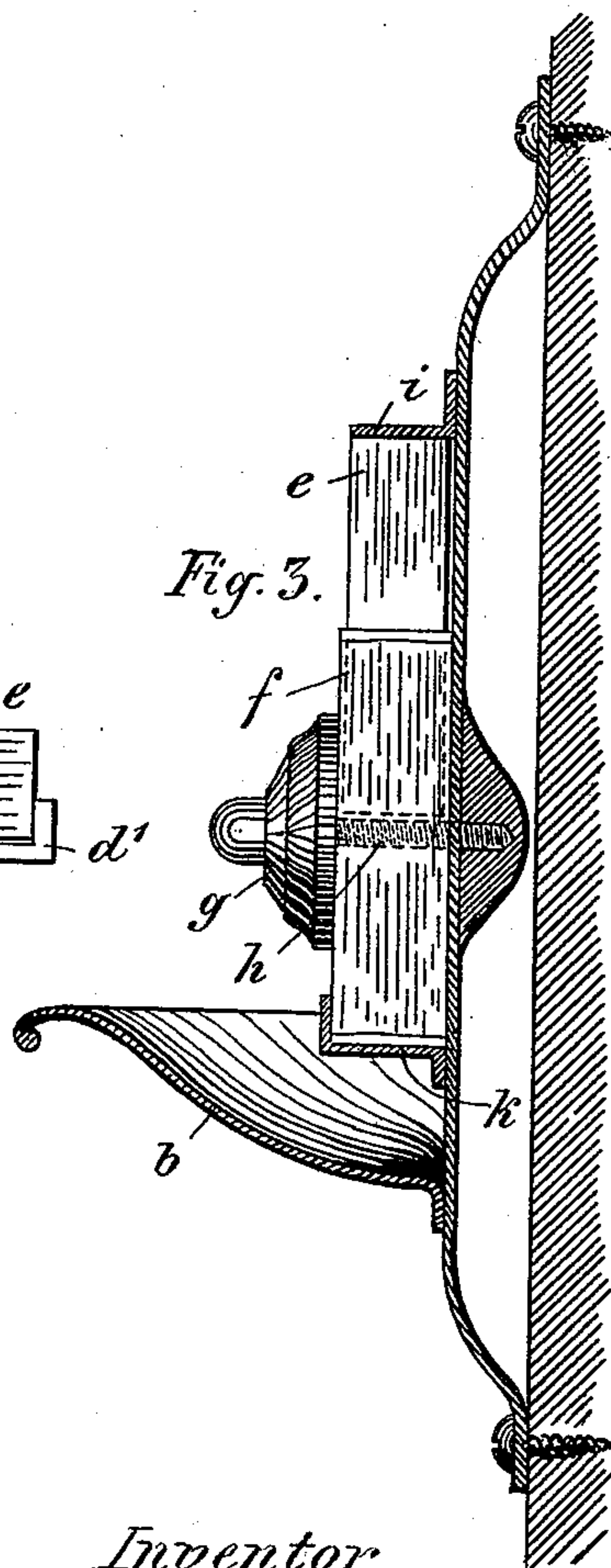
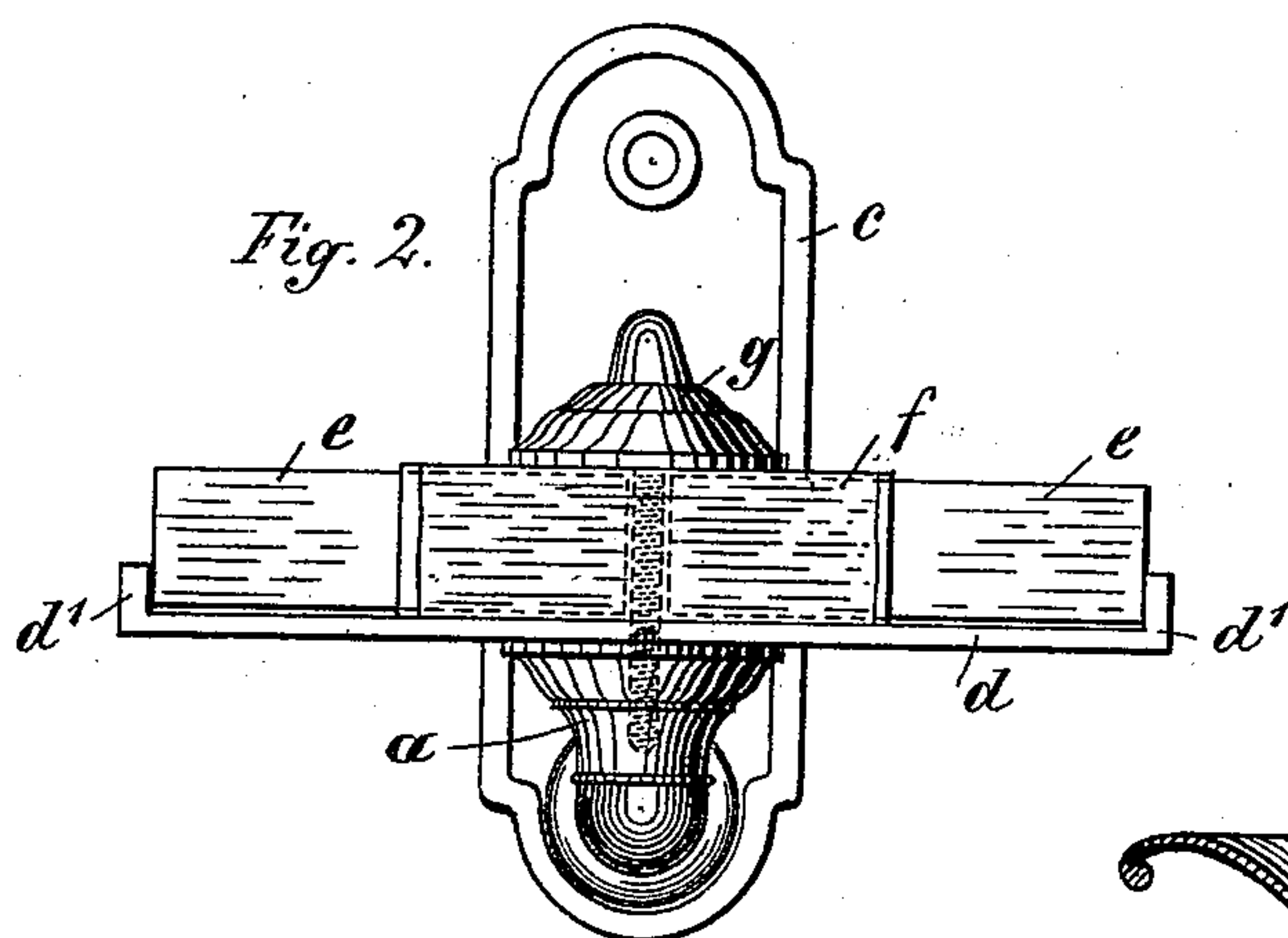
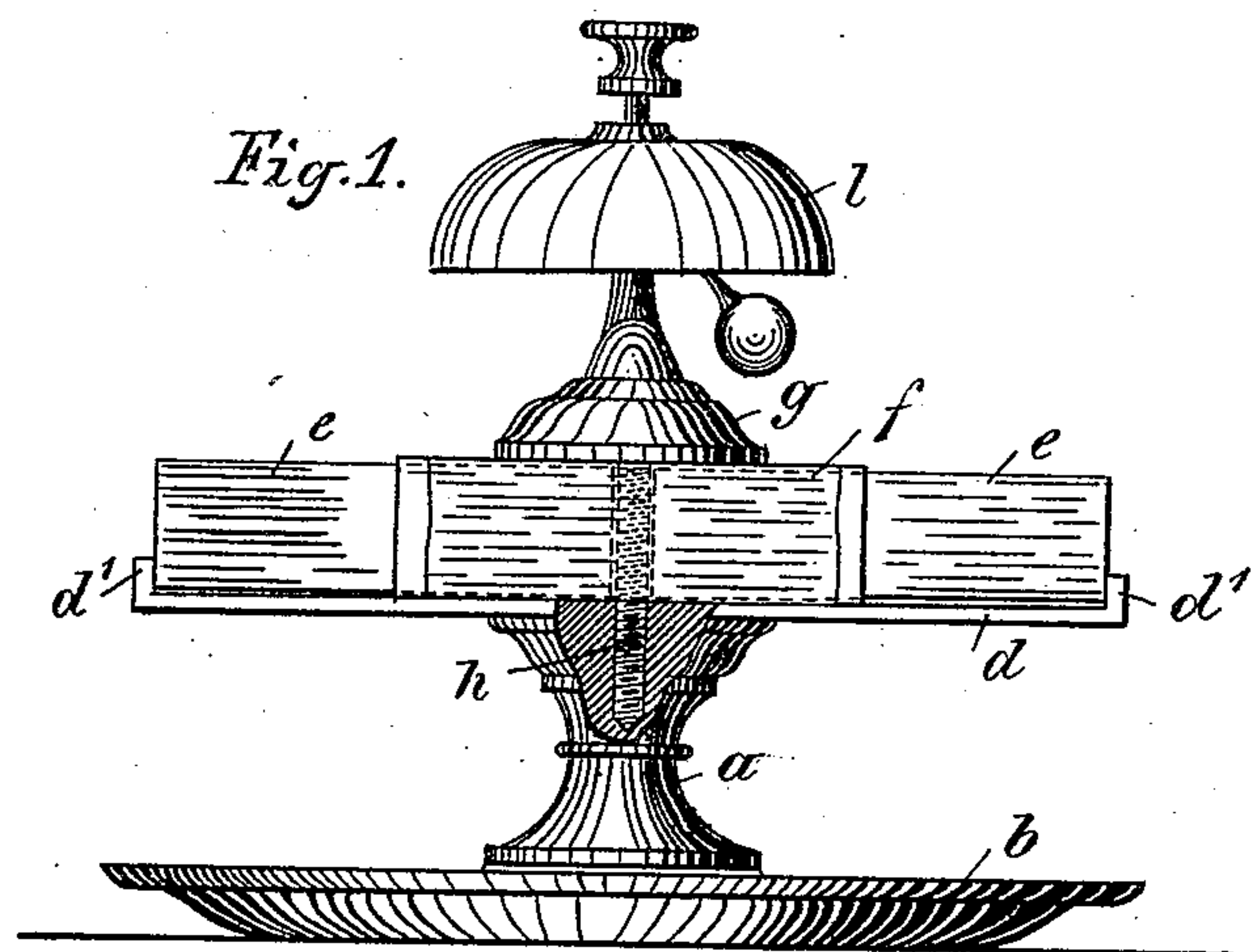


(No Model.)

J. ANDERSSSEN.
MATCH BOX HOLDER.

No. 512,934.

Patented Jan. 16, 1894.



Witnesses:
E. H. Sturtevant
J. Underhill

Inventor
Johannes Anderssen
per: *Reinhardt & Co.*
Attorneys.

UNITED STATES PATENT OFFICE.

JOHANNES ANDERSSEN, OF CHRISTIANIA, NORWAY.

MATCH-BOX HOLDER.

SPECIFICATION forming part of Letters Patent No. 512,934, dated January 16, 1894.

Application filed March 6, 1893. Serial No. 464,742. (No model.) Patented in Norway November 16, 1892, No. 2,785, and in Sweden December 29, 1892, No. 4,160.

To all whom it may concern:

Be it known that I, JOHANNES ANDERSSEN, a subject of the King of Sweden and Norway, and a resident of Maridatsveien, 72, Christiania, Norway, have invented certain new and useful Improvements in Match-Box Holders, of which the following is a specification.

The invention has been patented in Norway, No. 2,785, dated November 16, 1892, and in Sweden, No. 4,160, dated December 29, 1892.

The object of my invention is a new construction of match-box-holder especially adapted for use in restaurants and also in business and private houses; it being constructed in such a manner that two match boxes are in use at the same time, by which the trouble of frequent renewals of the boxes is avoided, the match boxes being by special arrangement secured to the holder itself in such a manner that they can not be removed without difficulty.

The improved match box holder can be arranged to stand upon the table or to hang against the wall.

Referring to the drawings which form a part of this specification, Figure 1 is an elevation showing the match box holder arranged to stand upon the table. Fig. 2 is a similar view showing it arranged to hang against the wall; and Fig. 3 is a modification of the same.

a is a supporting standard for the match box holder, which standard may be provided with a base formed advantageously as an ash tray b as shown in Fig. 1 or it may be attached to a wall plate c as shown in Fig. 2. The standard is provided with a loose or fixed plate d with two projections d' d' between which the two match boxes e e protruding from the ends of one cover f are placed.

h is a screw having a head g , the said screw

being passed through the box f between the two adjacent ends of the match boxes e e into a screw threaded hole in the standard a so as to fix the match boxes e e and box f to the plate d and standard a .

In Fig. 3 is shown a modification of the match box holder, which is arranged for one match box only and this is here secured in its position as in Figs. 1 and 2 by the screw g h and also by two plates i and k instead of the projections d' d' .

The head g can as shown in Fig. 1 be provided with a bell l .

Having now described my invention, what I claim as new, and desire to secure by Letters Patent, is—

1. In combination, the base plate having the cover f resting thereon, the screw h passing through the cover to secure it in place, the two projections on the base plate on opposite sides of the cover and the match box in the cover adapted to bear against one of said projections, substantially as described.

2. In combination, the base plate, the cover f resting thereon, the screw h passing centrally through said cover, the said base plate having the projections d' d' , on each side of the cover and the two match boxes e e , in the opposite ends of the cover and on opposite sides of the central screw, said boxes being arranged to bear on the stop projections d' d' , substantially as described.

In testimony that I claim the foregoing as my invention I have signed my name, in presence of two witnesses, this 4th day of February, 1893.

JOHANNES ANDERSSEN.

Witnesses:

AXEL GOTFRED GRÖUN LAHN,
RICHARD EMANUEL STOKKE.