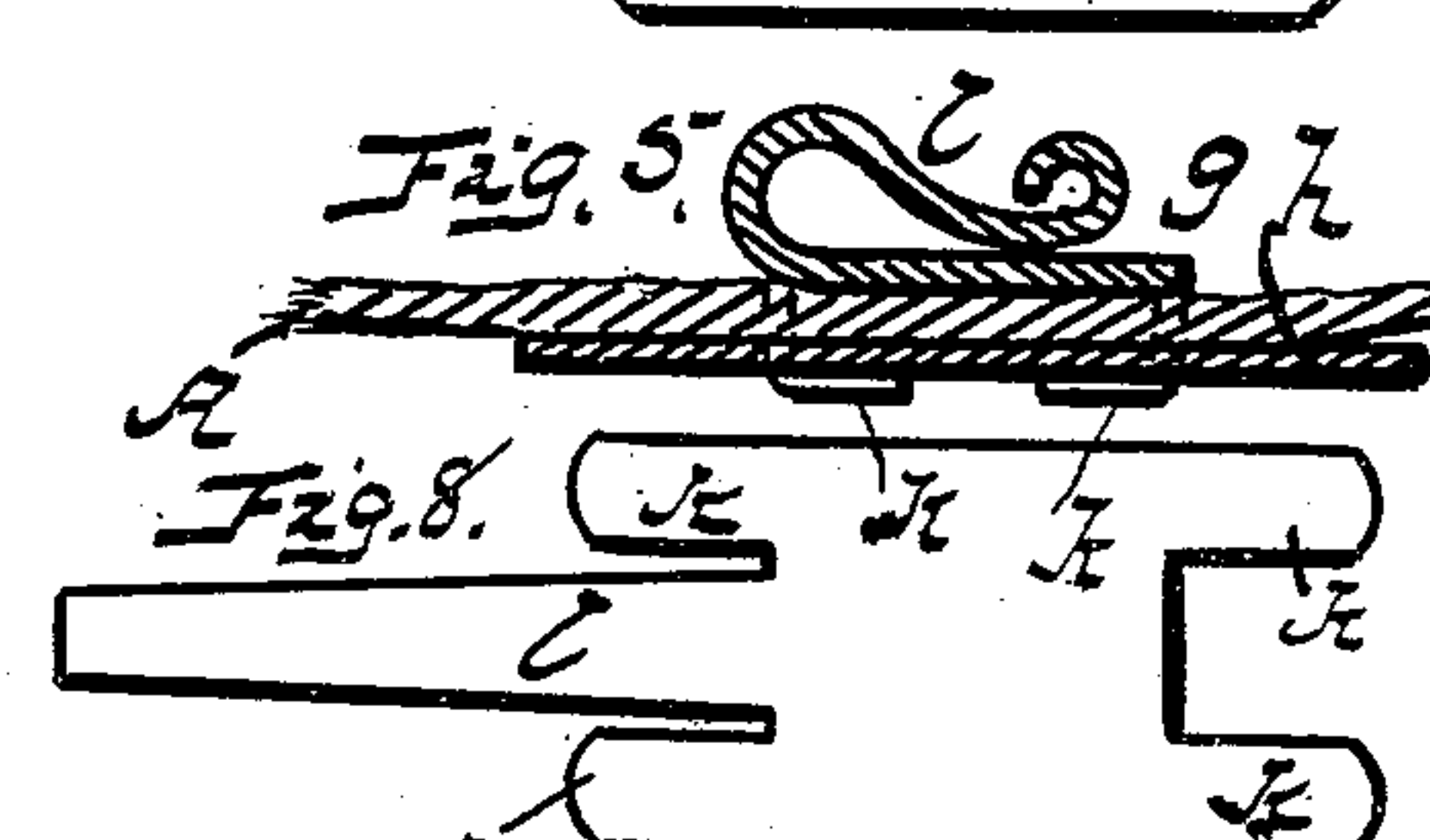
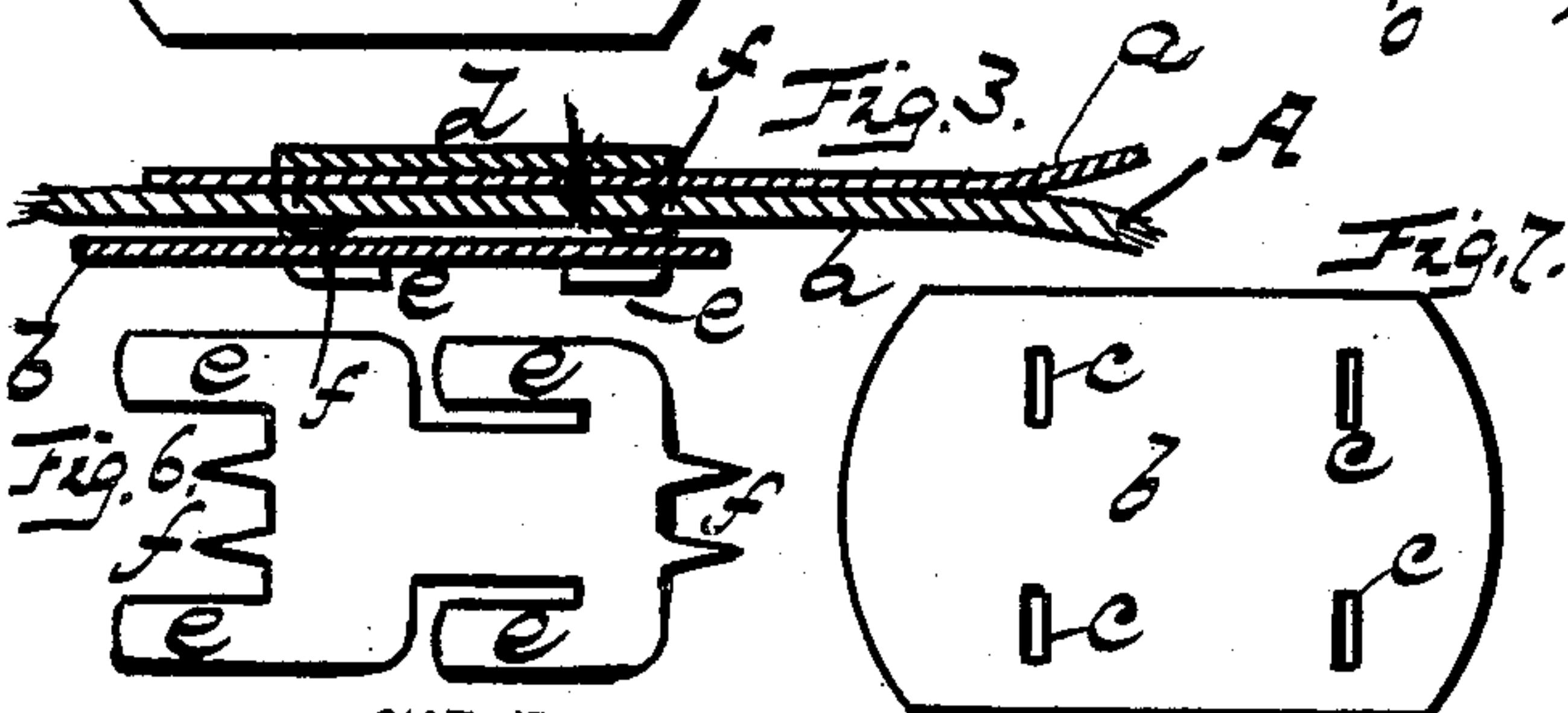
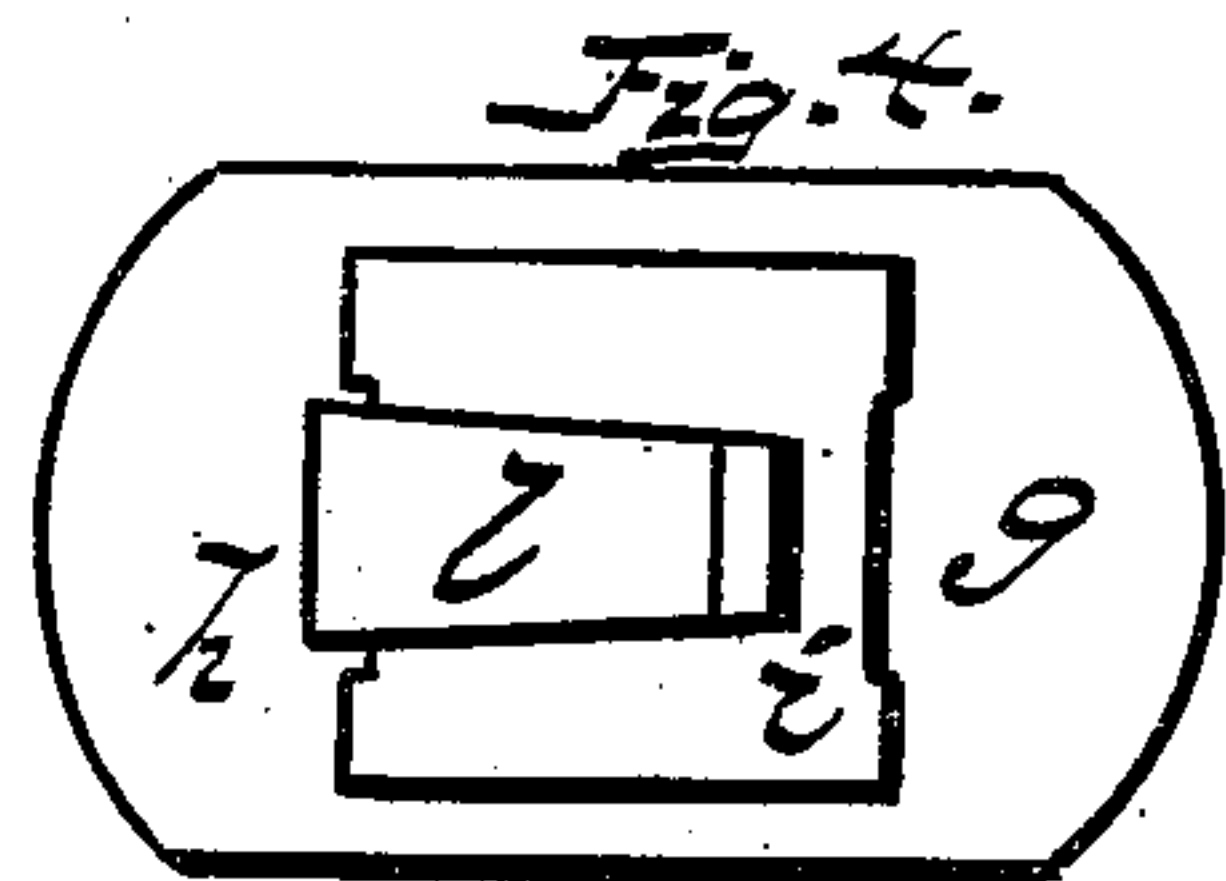
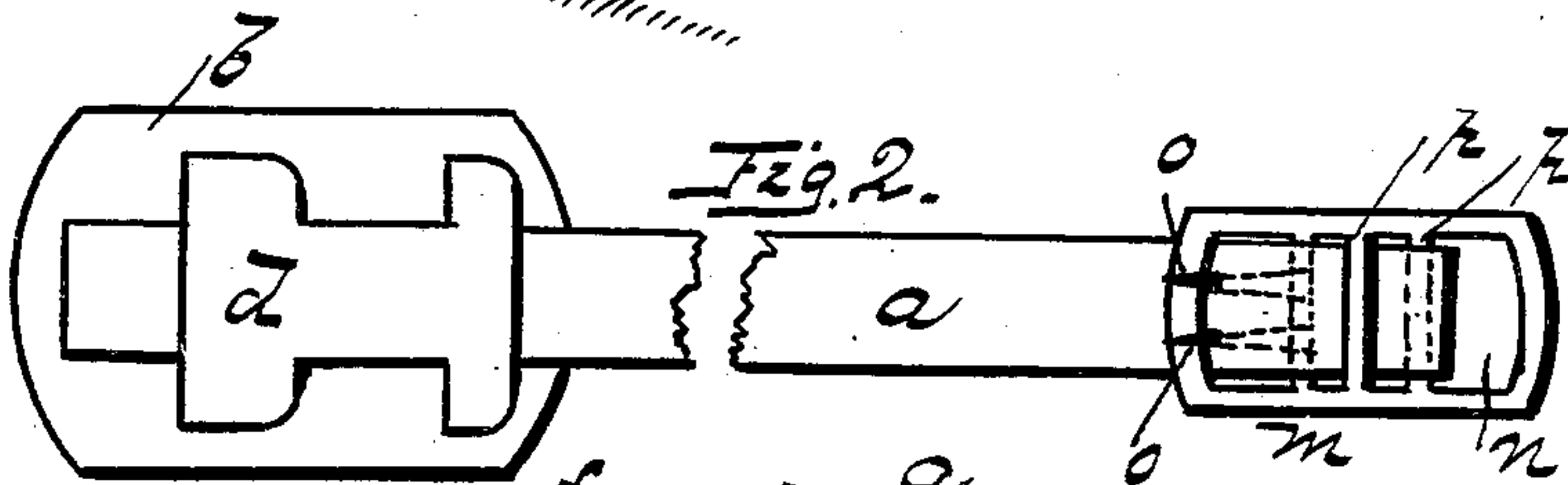
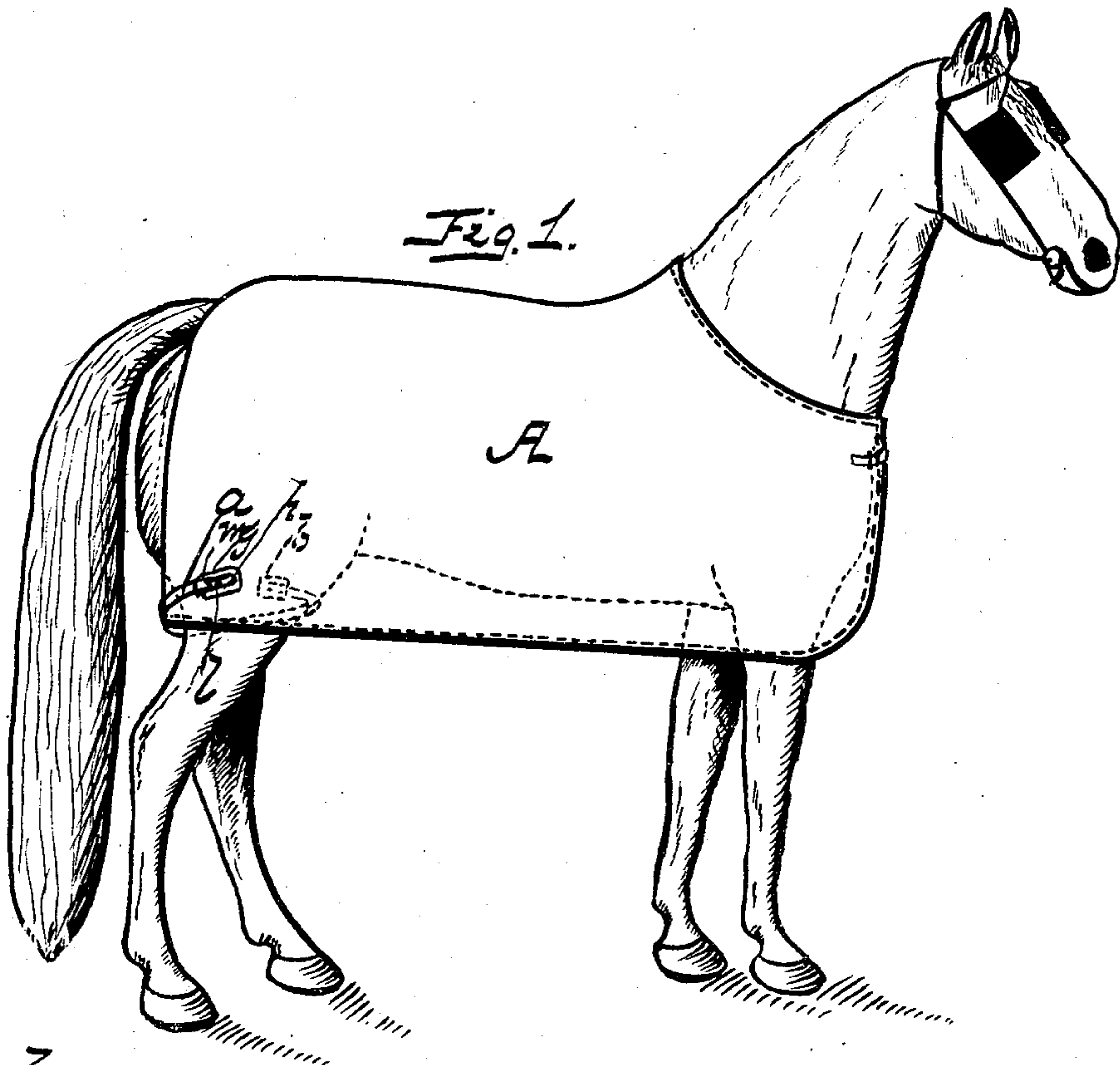


(No Model.)

P. M. MISHLER.
HORSE COVER FASTENING.

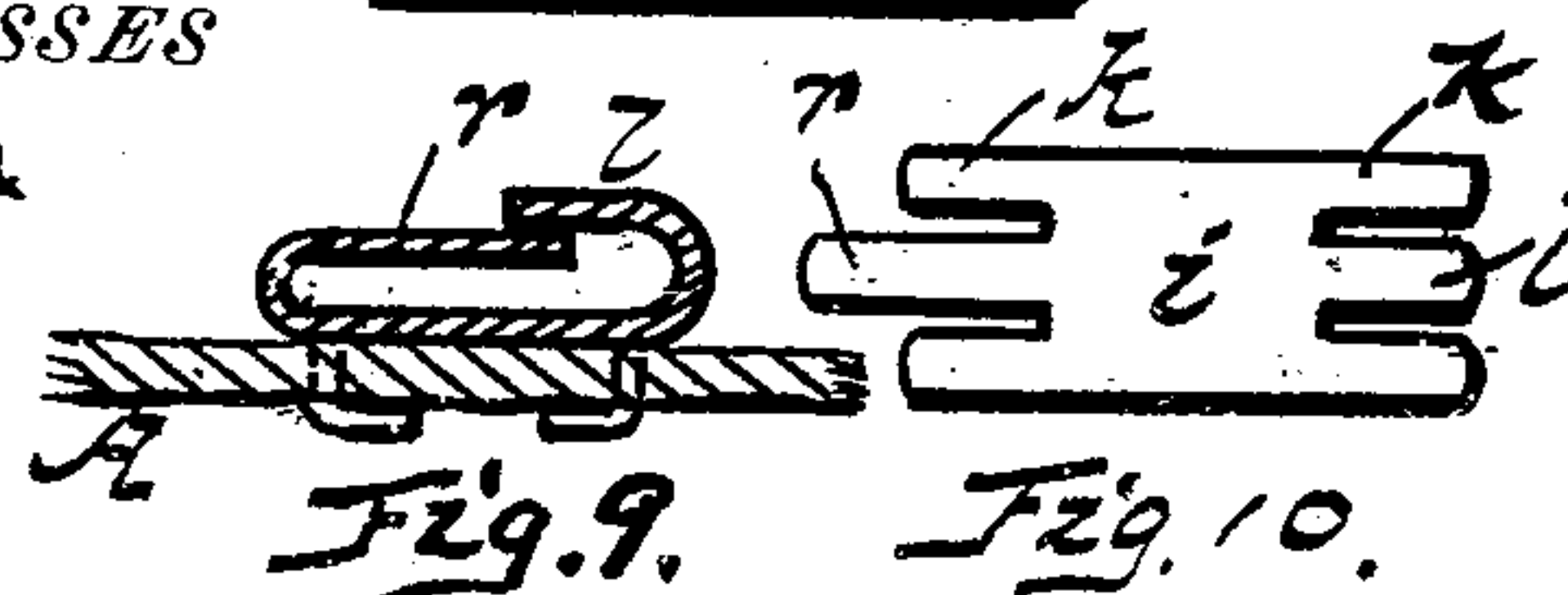
No. 512,385.

Patented Jan. 9, 1894.



WITNESSES
Jas. B. Clarke
M. M. Morris

INVENTOR
P. M. Mishler
By E. H. Bates
Attorney.



UNITED STATES PATENT OFFICE.

PHARES M. MISHLER, OF LANCASTER, PENNSYLVANIA.

HORSE-COVER FASTENING.

SPECIFICATION forming part of Letters Patent No. 512,385, dated January 9, 1894.

Application filed December 22, 1892. Renewed November 23, 1893. Serial No. 491,793. (No model.)

To all whom it may concern:

Be it known that I, PHARES M. MISHLER, a citizen of the United States, residing at Lancaster, in the county of Lancaster and State of Pennsylvania, have invented certain new and useful Improvements in Horse-Covers; and I do hereby declare the following to be a full, clear, and exact description of the invention, such as will enable others skilled in the art to which it appertains to make and use the same.

This invention relates to improvements in horse covers or blankets and it consists in the novel construction and arrangement of fastening devices therefor in combination with tie straps whereby the cover is held in place upon the animal and permits ready removal of the blanket from the horse all as will be hereinafter fully explained.

The annexed drawings, to which reference is made, fully illustrate my invention, in which—

Figure 1, represents a side view of a horse wearing a cover, showing my device. Fig. 2 is a plan view of the device detached from the cover, having only the strap attached thereto. Fig. 3 is a vertical sectional view of the fastener. Fig. 4 is a plan view of the spring hook. Fig. 5 is a sectional view of the same; Fig. 6 a plan view of the fastener in blank form. Fig. 7 is a plan view of the slotted plate. Fig. 8 is a plan view of the hook in blank form. Fig. 9, is a vertical sectional view of the hook in modified form and Fig. 10 is a plan view of the same, in blank form.

Referring by letter to the accompanying drawings, A, designates a horse cover or blanket which is constructed in the usual well known manner.

On each side of the cover and adjacent to the hind legs of an animal is attached a peculiarly constructed holding device for the strap *a* which passes around the inner portion of the leg and which holds the blanket thereto. This holding piece consists of a flat plate *b*, having slots *c*, through it, and a gripping portion *d* provided with fingers *e* and spurs or teeth *f*; the whole struck from a single piece of material and the plate *g* to which the free end of the strap is attached consists

of a slotted plate *h* similar to the plate *b* and a connecting plate *i* constructed with fingers *k* and a spring hook *l*, which latter and fingers and plate thereof are also constructed or stamped from a single piece of material. To the free end of this strap is provided a buckle *m* having at its rear end a loop *n* between which and the tongues *o* of the buckle are cross bars *p* which serve the purpose of a common box loop for the end of the strap.

In applying my holding plates to the cover or blanket and strap; the spurs are passed through the latter and then passed through the blanket, as well as the fingers after which the slotted plate is applied; the spurs having been previously bent inwardly; the fingers passing through the slots and bent upon said plate, thus firmly binding the strap and blanket between the two portions or plates. The fingers *e*, *k*, of the plates *b*, *h*, are also passed through the cover and through the slots in the plate thus bringing and firmly holding the cover between the two plates when the fingers are bent providing means whereby the cover cannot be separated from the holding plates. Thus it will be seen that in attaching the strap to the cover, one end is fixed thereto while the opposite end is free and provided with a loop by which the free end of the strap is attached to the spring hook aforesaid.

In adjusting the cover or blanket to the horse the free end of the strap is passed around the inner upper portion of the legs and the loop *n*, is snapped into the spring hook, thus securely holding the blanket in place.

Figs. 9 and 10, represent the plate *i*, in modified form, the same having the fingers and a hook and a spring tongue *r*, to engage said hook when the loop *n*, is snapped into the hook. This plate with its tongue, hook and fingers are also constructed of a single piece of material, and a device as herein described is simple in operation, durable, ornamental as well as inexpensive to manufacture.

Having described my invention, what I claim, and desire to secure by Letters Patent, is—

1. The combination, with the cover A, strap *a* and its buckle *m* and plates *b*, of the plate

"*d*" provided with the fingers and the spurs, and a hook *l* attached to the cover all substantially as described.

2. The combination with the cover *A*, strap
5 *a* and plate *b* provided with slots *c*, and the
hook *l* attached to the cover of the securing
plate *d* constructed with the side fingers *e*, *e*,
and spurs *f*, *f*, one set projecting forward of
10 spurs projecting rearwardly and between the

two rear side fingers, the whole struck from
sheet metal and adapted to secure the cloth
or material between the two plates substan-
tially as described.

In testimony whereof I affix my signature in 15
presence of two witnesses.

PHARES M. MISHLER.

Witnesses:

JOHN W. APPEL,
JOSEPH H. APPEL.