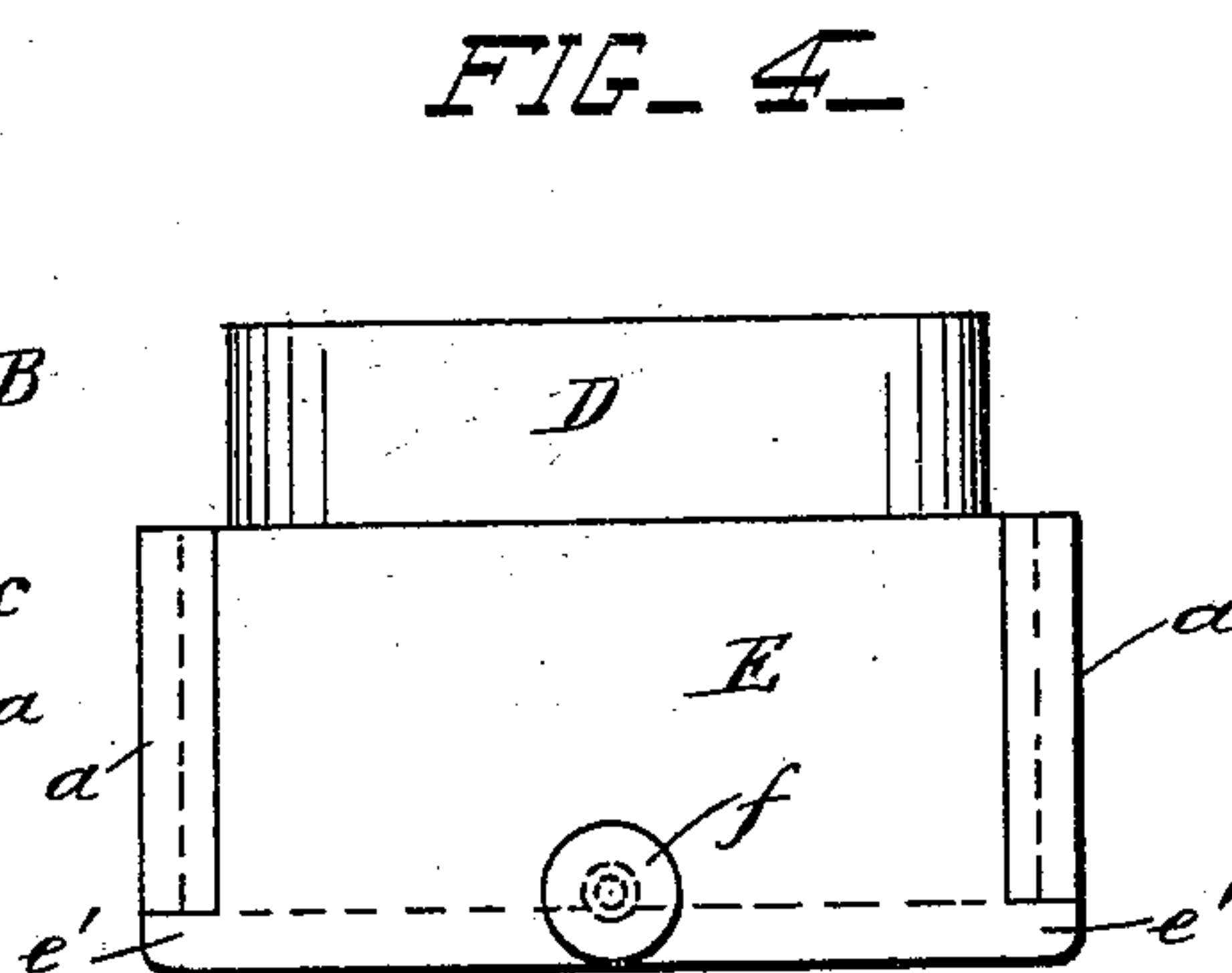
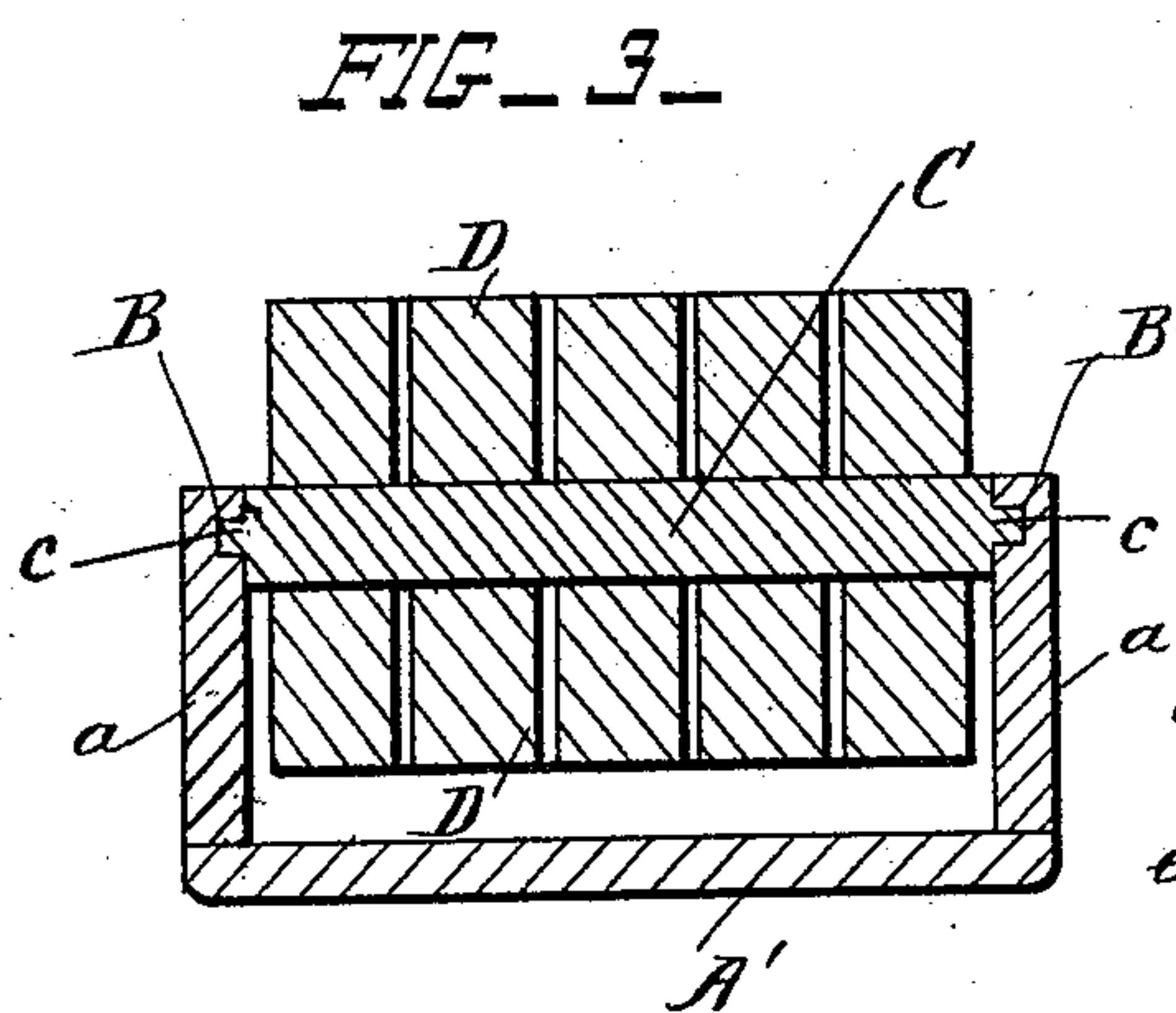
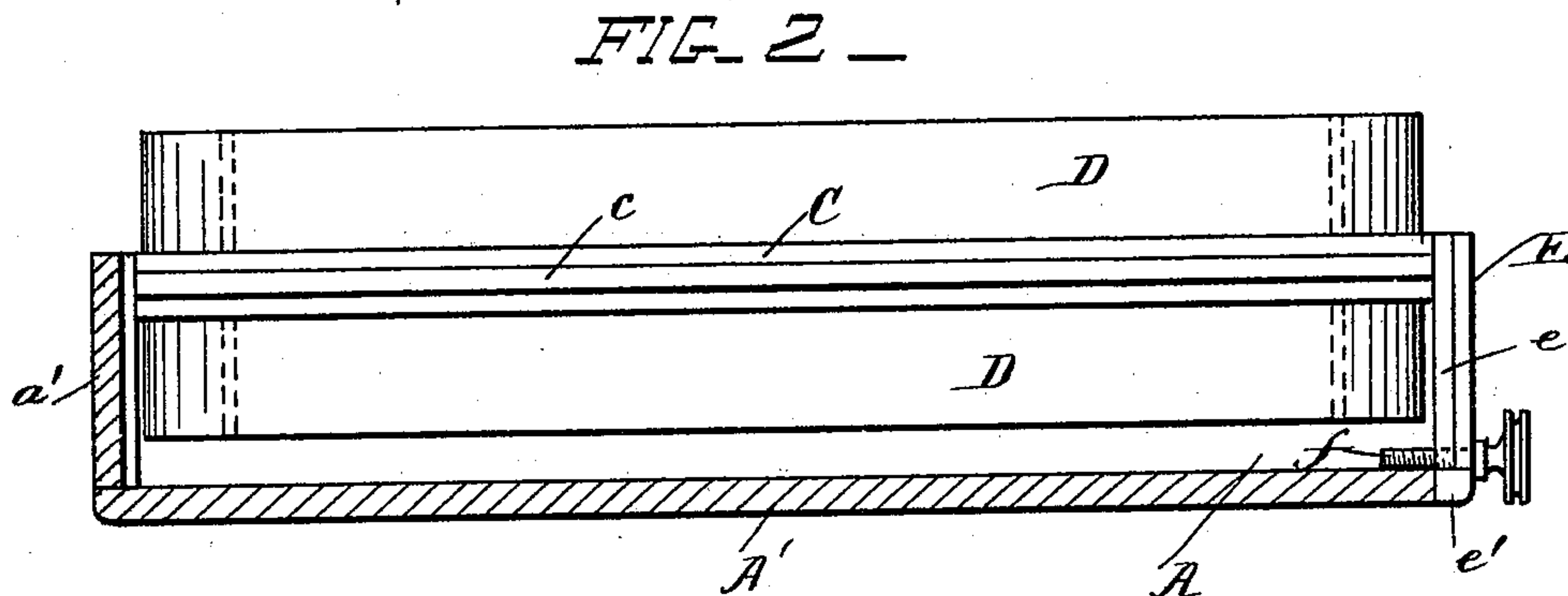



(No Model.)

E. J. WAHL.
HANDLE FOR ERASERS OR BRUSHES.

No. 510,106.

Patented Dec. 5, 1893.



Witnesses:

George H. Reis.
John Cullen.

Inventor.

Ethelbert J. Wahl
by Herbert W. Jenner.
Attorney.

UNITED STATES PATENT OFFICE.

ETHELBERT J. WAHL, OF CUMBERLAND, MARYLAND.

HANDLE FOR ERASERS OR BRUSHES.

SPECIFICATION forming part of Letters Patent No. 510,106, dated December 5, 1893.

Application filed October 7, 1893. Serial No. 487,499. (No model.)

To all whom it may concern:

Be it known that I, ETHELBERT J. WAHL, a citizen of the United States, residing at Cumberland, in the county of Allegany and State of Maryland, have invented certain new and useful Improvements in Handles for Erasers or Brushes; and I do hereby declare the following to be a full, clear, and exact description of the invention, such as will enable others skilled in the art to which it appertains to make and use the same.

This invention relates to handles for holding erasers for black-boards, brushes, and other similar articles; and it consists in the novel construction and combination of the parts hereinafter fully described and claimed.

In the drawings: Figure 1 is a plan view of the device showing an eraser in position. Fig. 2 is a longitudinal section taken on the line *xx* in Fig. 1. Fig. 3 is a cross-section taken on the line *yy* in Fig. 1. Fig. 4 is an end view of the device.

The handle consists of a case A provided with a back A', sides *a* and an end *a'*, all firmly secured together.

B are two longitudinal grooves cut in the sides *a* near their front edges.

B' are two grooves cut crosswise of the sides *a* at the open end of the case.

C is a plate provided with a tongue *c* on each side. The tongues *c* slide longitudinally in the grooves B.

D D show the erasing material secured on each side of the plate C in any approved manner. The material D consists of strips of felt or other similar material, or it may consist of bristles, in which case the device is also adapted for ordinary use as a brush as well as for cleaning black-boards. The plate C may have bristles on one side and felt on the other side, if desired. When the plate C is slid into position, one of the parts D is concealed within the case and the other part D projects therefrom.

The case A forms the handle for manipulating the eraser. The plate C may be slid out of the case endwise and reversed to per-

mit the other part D to be used, as often as desired.

E is a plate provided with tongues *e*, which slide in the grooves B'; and *e'* are shoulders on the plate E which come in contact with the sides *a* and prevent the plate E from being slid too far through the grooves. The plate E covers the ends of the grooves B and holds the plate C in position.

F is a nut let into the plate E, and *f* is a thumbscrew which engages with the nut F and prevents the plate E from falling out of place, by coming in contact with the inside of the back A'. When the plate E is to be removed to reverse the plate C, the screw *f* is turned in its nut until its end clears the end of the back A'.

What I claim is—

1. The combination, with an eraser consisting of a reversible plate provided with erasing material; of a handle consisting of a case provided with a back, an end piece, and grooved sides for said plate to slide in, the said sides also having cross-grooves at the open end of the case, an end plate adapted to engage with the said cross-grooves to hold the reversible plate in the handle, and locking devices for securing the said end plate in position, substantially as set forth.

2. The combination, with an eraser consisting of a reversible plate provided with erasing material; of a handle consisting of a case provided with a back, an end piece, and sides provided with the grooves B and B', the end plate provided with shoulders *e'* and adapted to retain the said reversible plate in the grooves B, a nut let into the said end plate, and a thumbscrew engaging with the said nut and locking the end plate in position, substantially as set forth.

In testimony whereof I affix my signature in presence of two witnesses.

ETHELBERT J. WAHL.

Witnesses:

J. SHILES CROCKETT,
BERNARD MURPHY.