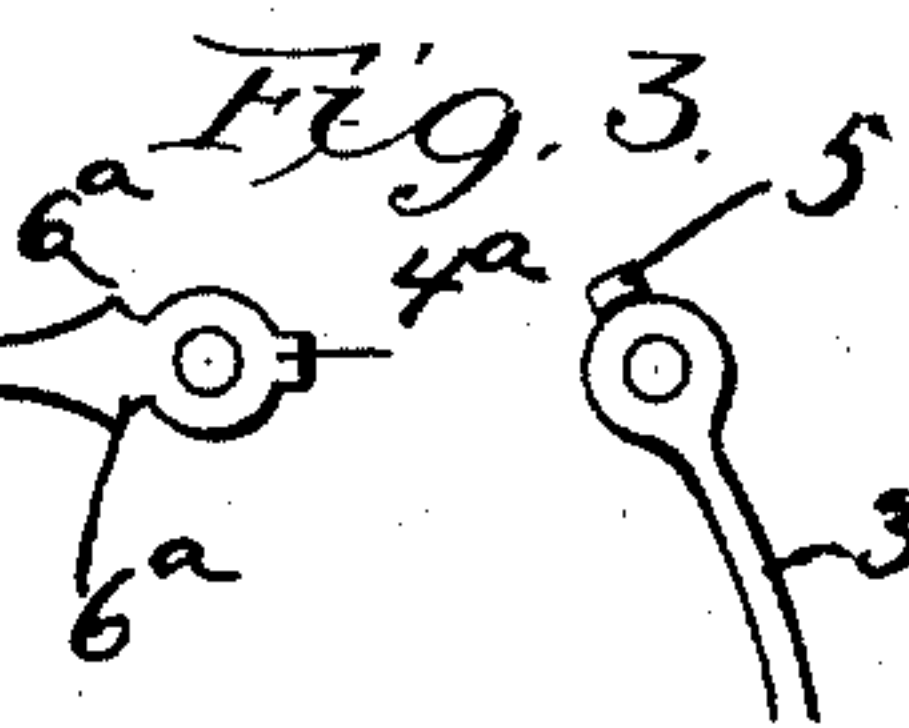
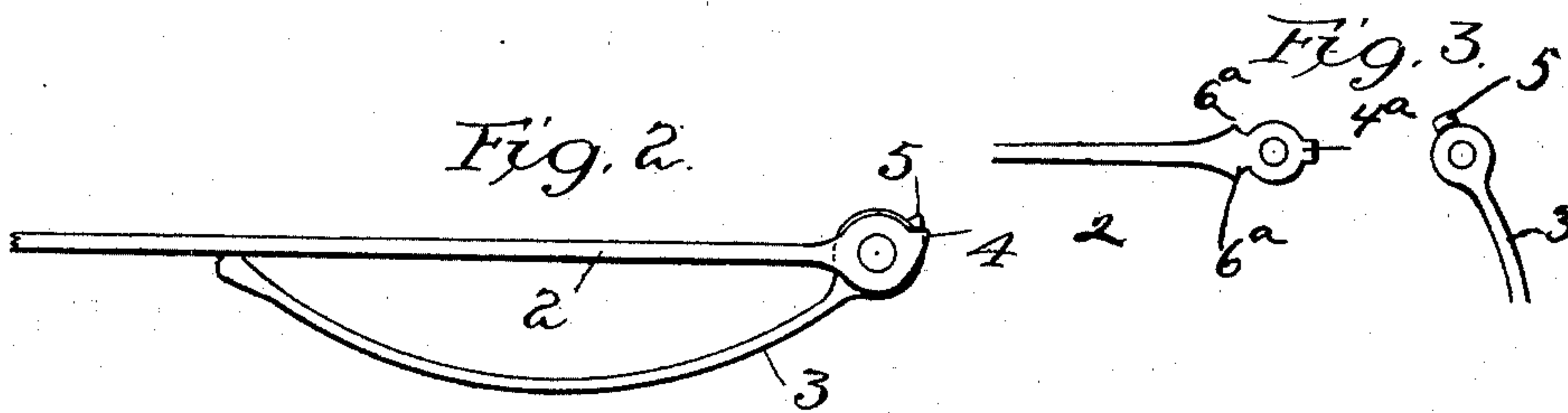
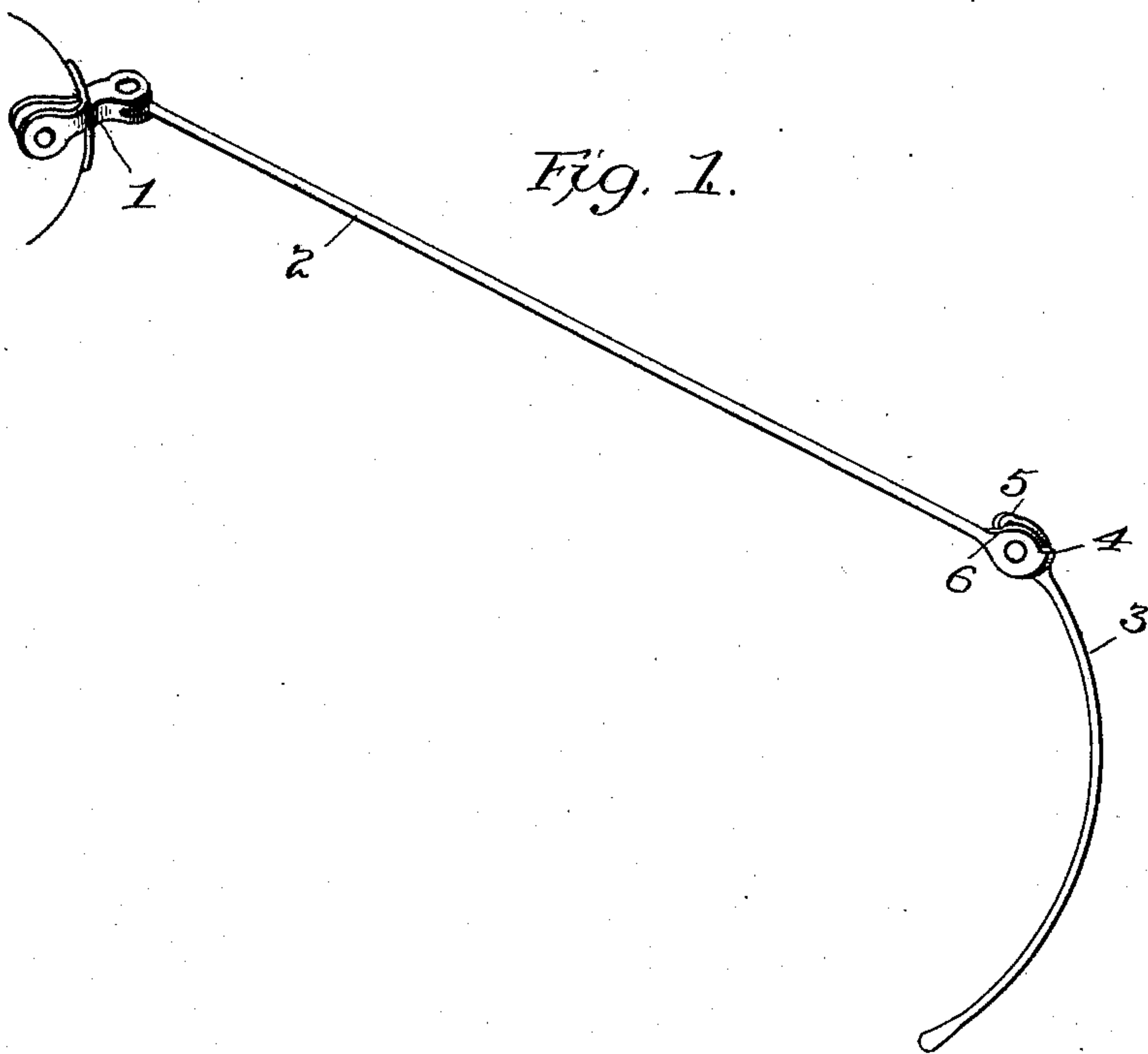


(No Model.)

J. F. SUMNER.
SPECTACLES.

No. 509,967.

Patented Dec. 5, 1893.



Attest
Walter Madison
F. L. Madison

Inventor
John F. Sumner
by Ellis Spear
Att'y.

UNITED STATES PATENT OFFICE.

JOHN F. SUMNER, OF MARBLEHEAD, MASSACHUSETTS.

SPECTACLES.

SPECIFICATION forming part of Letters Patent No. 509,967, dated December 5, 1893.

Application filed February 1, 1893. Serial No. 460,517. (No model.)

To all whom it may concern:

Be it known that I, JOHN F. SUMNER, a citizen of the United States of America, residing at Marblehead, in the county of Essex and State of Massachusetts, have invented certain new and useful Improvements in Spectacles, of which the following is a specification.

My invention relates particularly to improvements in the temples of spectacles and is designed as an improvement upon the construction illustrated in Letters Patent of the United States granted to me on the 18th day of October, 1892, No. 484,725, in which the temples are shown as composed of a main portion with a folding ear portion adapted to be held when in use at right angles to the main portion.

It is found in practice that when the temples are constructed as illustrated in the patent above mentioned the ear or folding portion is free to swing past the main portion upon which it is pivoted, and in thus swinging all the way over to the wrong side the folding portion is likely to get twisted or injured causing much inconvenience. This I have endeavored to overcome in the present construction, in which both the main portion of the temples and the folding portion are so formed or provided with lugs or projections as to permit only a movement from a position parallel with the main portion to a position at right angles thereto upon one side, or vice versa, and to absolutely prevent the folding portion swinging past the main portion in the wrong direction.

I have illustrated my invention as applied to a pair of spectacles in the accompanying drawings, in which—

Figure 1 represents a perspective view of the invention, and Fig. 2 is a detail view with the parts in a different position. Fig. 3 is a view of a modified form of the joint.

In the figures 1, represents the frame of a pair of spectacles, to which the temples 2, are hinged in the ordinary or any desired manner. To the rear ends of the temples are pivotally connected the folding ear portions 3, as shown. A lug 4, is formed upon the end of the main portion in such a position as to engage a corresponding lug or projection 5, on the end of the ear portion when the ear por-

tion is folded up against or parallel with the main portion as in the position shown in full lines in Fig. 2, but the engagement of these lugs will absolutely prevent the folding portion from swinging past the main portion as before referred to. The lug upon the folding portion is turned over or upset so as to overlap the main portion upon which it is pivoted and when the folding portion is swung out to the position shown in Fig. 1 the lug 5 engages with the portion of the temples as at 6, and holds the folding portion against further movement, and in a position at right angles to the main portion. It will thus be seen that the folding portion is permitted only to swing through an arc of ninety degrees or from a position parallel to the main portion into one at right angles thereto.

In Fig. 3, I have illustrated a modified form in which the folding portion is of the same construction, but the main portion is adapted to be applied to either the right or left of the spectacles. The main portion in this figure is provided with a lug 4^a having two bearing faces, and the two bearing points 6^a upon opposite sides of the temple are formed by the enlargement of the main portion at that point.

Having thus described my invention, what I claim is—

1. A pair of spectacles having the temples thereof composed of a straight portion with an ear portion pivoted thereto, with means for limiting the movement of the folding ear portion to an arc of ninety degrees, substantially as described.

2. In combination with the main portion of the temples having a lug upon the extreme end thereof, a folding ear portion pivotally connected thereto having a lug overlapping the main portion and engaging with the lug and with the body of the main portion to limit the movement thereof, substantially as described.

In testimony whereof I affix my signature in presence of two witnesses.

JOHN F. SUMNER.

Witnesses:

RODNEY LUND,
FLORENCE LAZZARO.