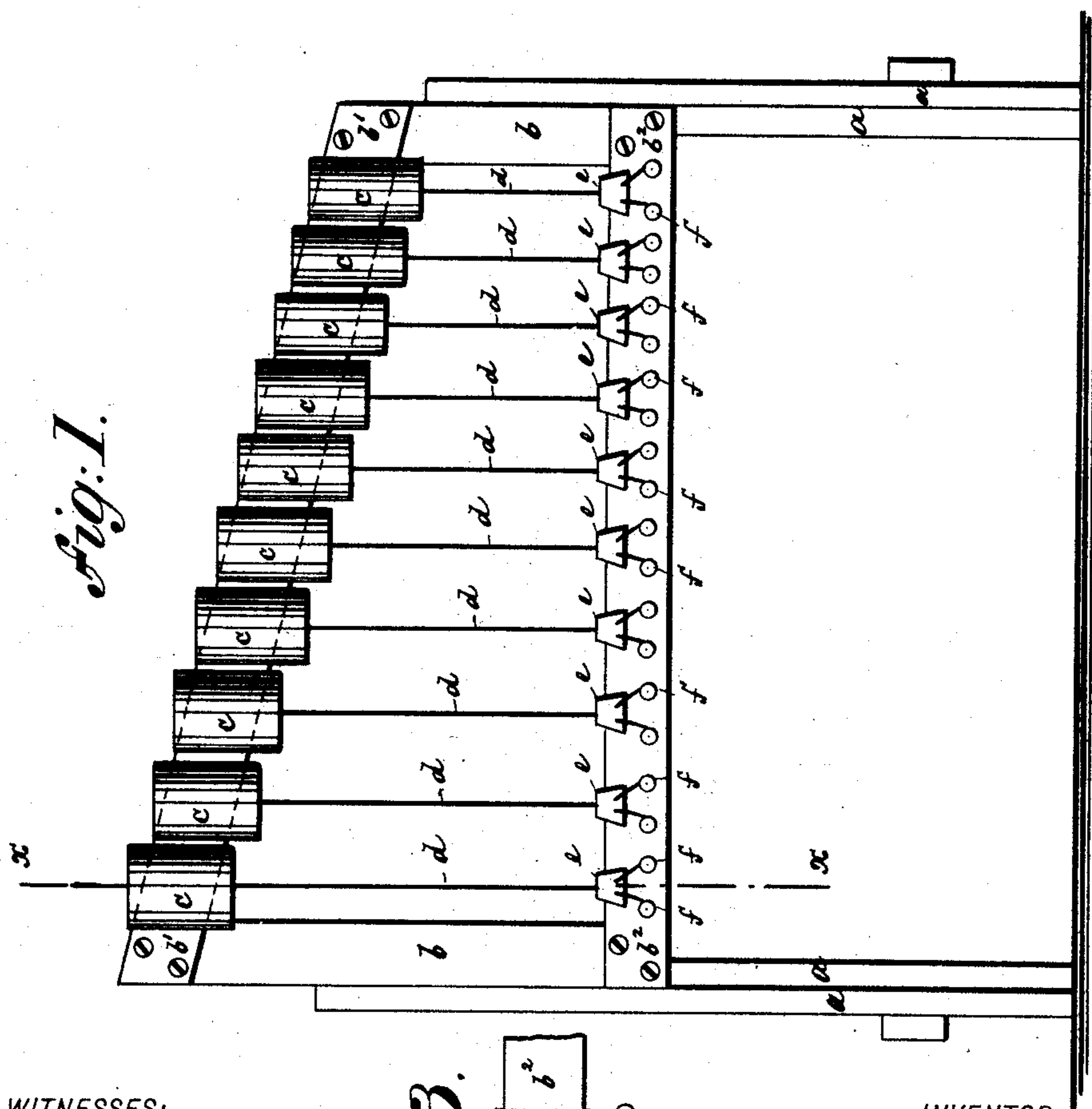
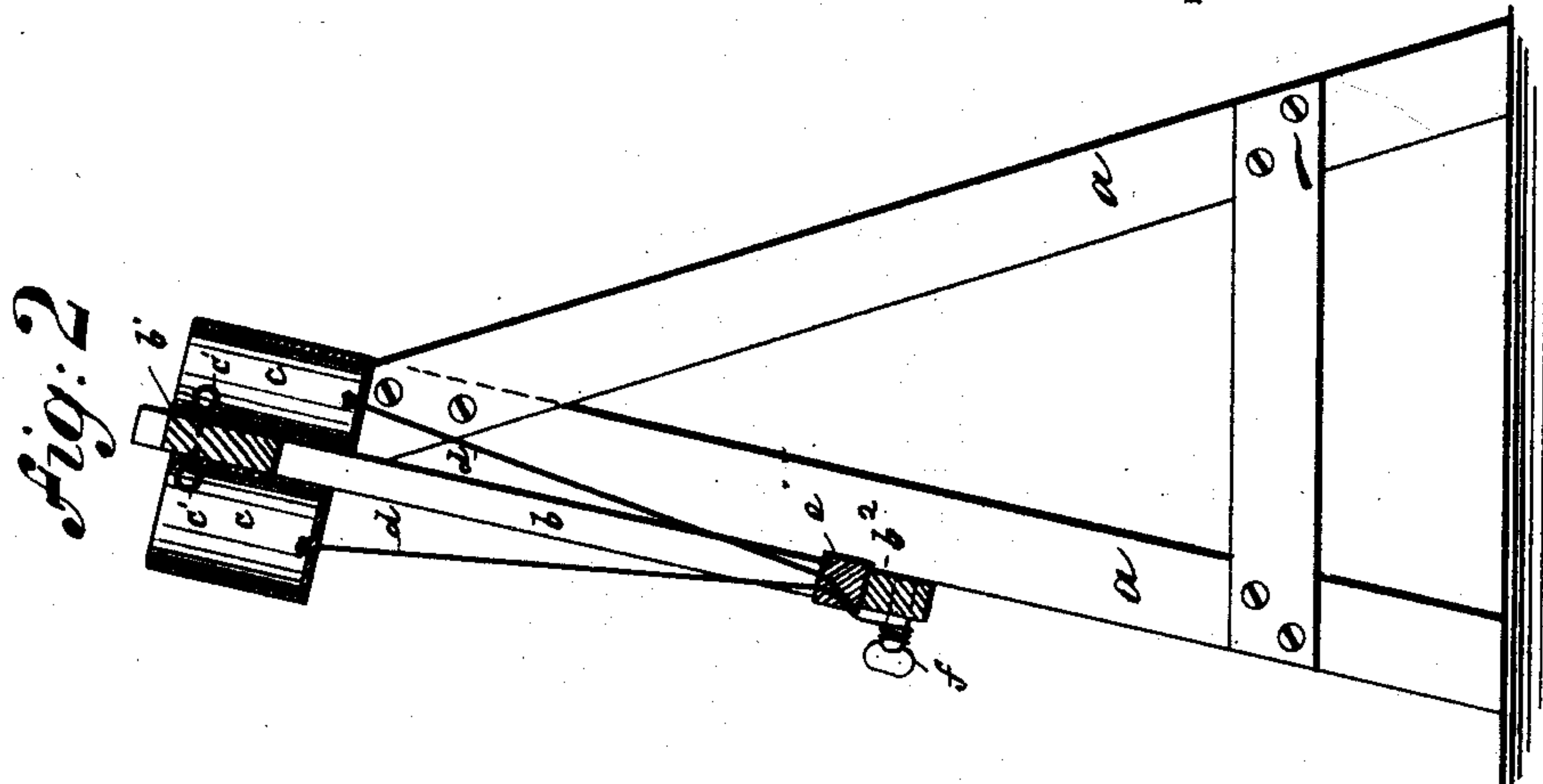


(No Model.)

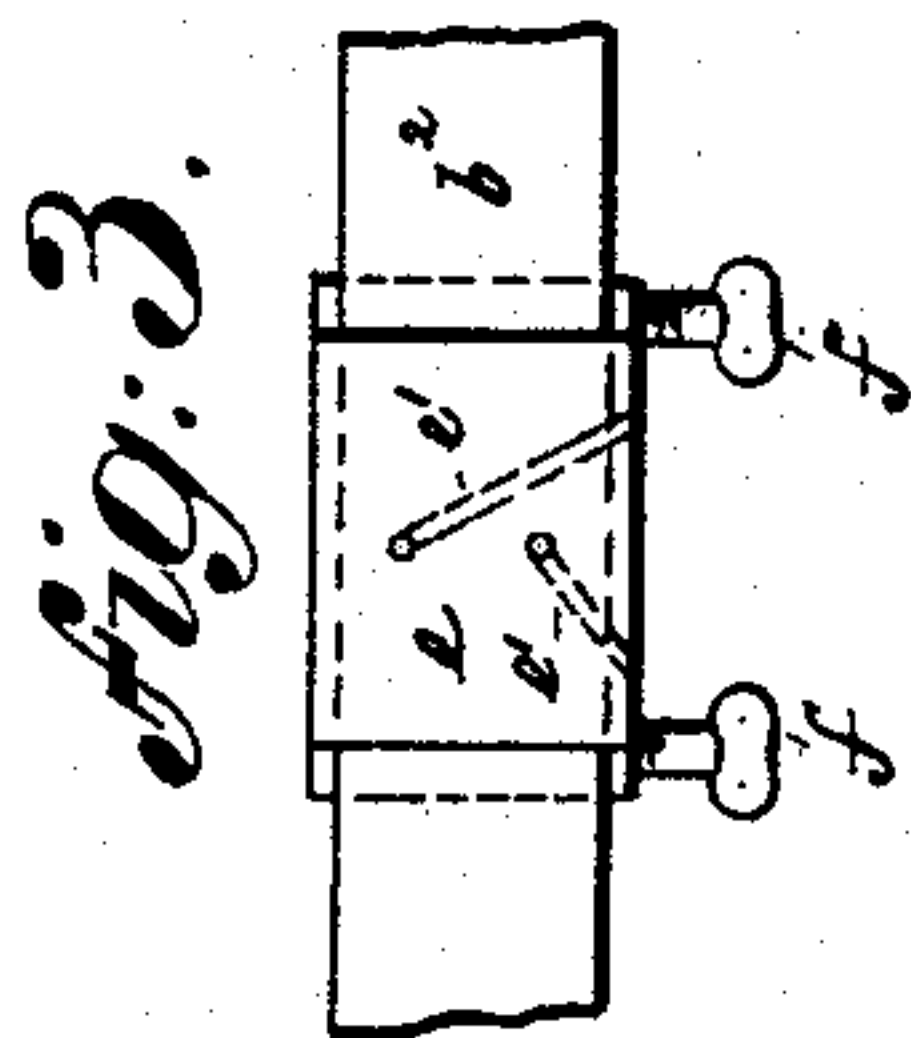
W. KUMPF.
STRINGED MUSICAL INSTRUMENT.

No. 505,662.

Patented Sept. 26, 1893.



WITNESSES:
A. Schuhl.
Wm. Schulz.



INVENTOR
William Kumpf
BY *Hoeder & Brien*
ATTORNEYS.

UNITED STATES PATENT OFFICE.

WILLIAM KUMPF, OF MEMPHIS, TENNESSEE.

STRINGED MUSICAL INSTRUMENT.

SPECIFICATION forming part of Letters Patent No. 505,662, dated September 26, 1893.

Application filed May 10, 1893. Serial No. 473,672. (No model.)

To all whom it may concern:

Be it known that I, WILLIAM KUMPF, of Memphis, Shelby county, Tennessee, have invented an Improved Stringed Musical Instrument, of which the following is a specification.

This invention relates to a stringed musical instrument more particularly adapted for stage exhibitions and designed to imitate the voices of various animals.

10 In the accompanying drawings: Figure 1 is an elevation of my improved stringed musical instrument; Fig. 2, a cross section on line *x*, *x*, Fig. 1, and Fig. 3, a detail top view of one of the agraffes.

15 The letter *a* represents two standards or up-rights which support a frame *b*, provided with the top rail *b'* and the bottom rail *b''*. Preferably to both sides of the top rail *b'*, there are secured by screws *c'*, or otherwise, the sound-
20 ing drums *c*. These drums have perforated bottoms for the attachment of the upper knotted ends of the strings *d*. The strings *d*, are stretched across the frame *b*, and pass downwardly through agraffes *e*, and thence to
25 tuning pins *f*, both of which are secured to the lower rail *b''*. The two strings of every pair of sounding drums *c*, placed on opposite sides of rail *b'*, approach from top to bottom

(Fig. 2) and are secured to a common agraffe. The perforations *e'*, of the agraffes are in- 30
clined in such a manner (Fig. 3) that they will convey the strings to the same side of rail *b''*, and toward their respective tuning pins.

The instrument is played by a suitable bow or stick introduced between the strings. 35

What I claim is—

1. The combination of a frame with sound-
ing drums secured thereto and with strings stretched across the frame and secured to the
40 sounding drums, substantially as specified.

2. The combination of a frame with sound-
ing drums and tuning pins secured thereto, strings secured to the sounding drums and
tuning pins and with agraffes through which
45 the strings pass, substantially as specified.

3. The combination of a frame with sound-
ing drums arranged in pairs, strings secured thereto at their upper ends, agraffes having
inclined perforations for receiving the strings
and with tuning pins to which the lower ends 50
of the strings are attached, substantially as specified.

WM. KUMPF.

Witnesses:

F. V. BRIESEN,
A. JONGHMANS.