

(No Model.)

H. M. HENNING.  
WATCH GUARD OR CHAIN HOLDER.

No. 505,657.

Patented Sept. 26, 1893.

Fig. 3.

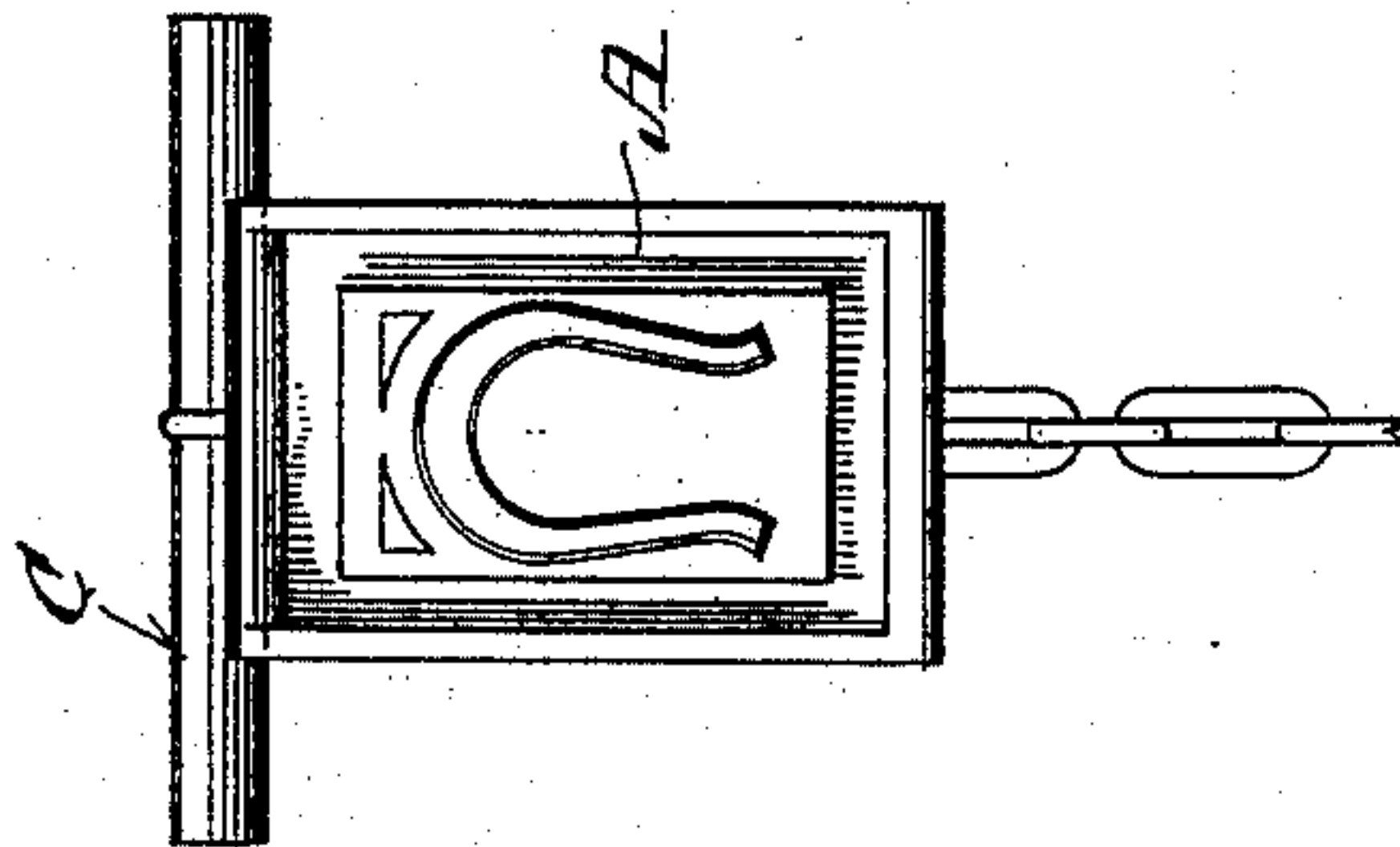


Fig. 2.

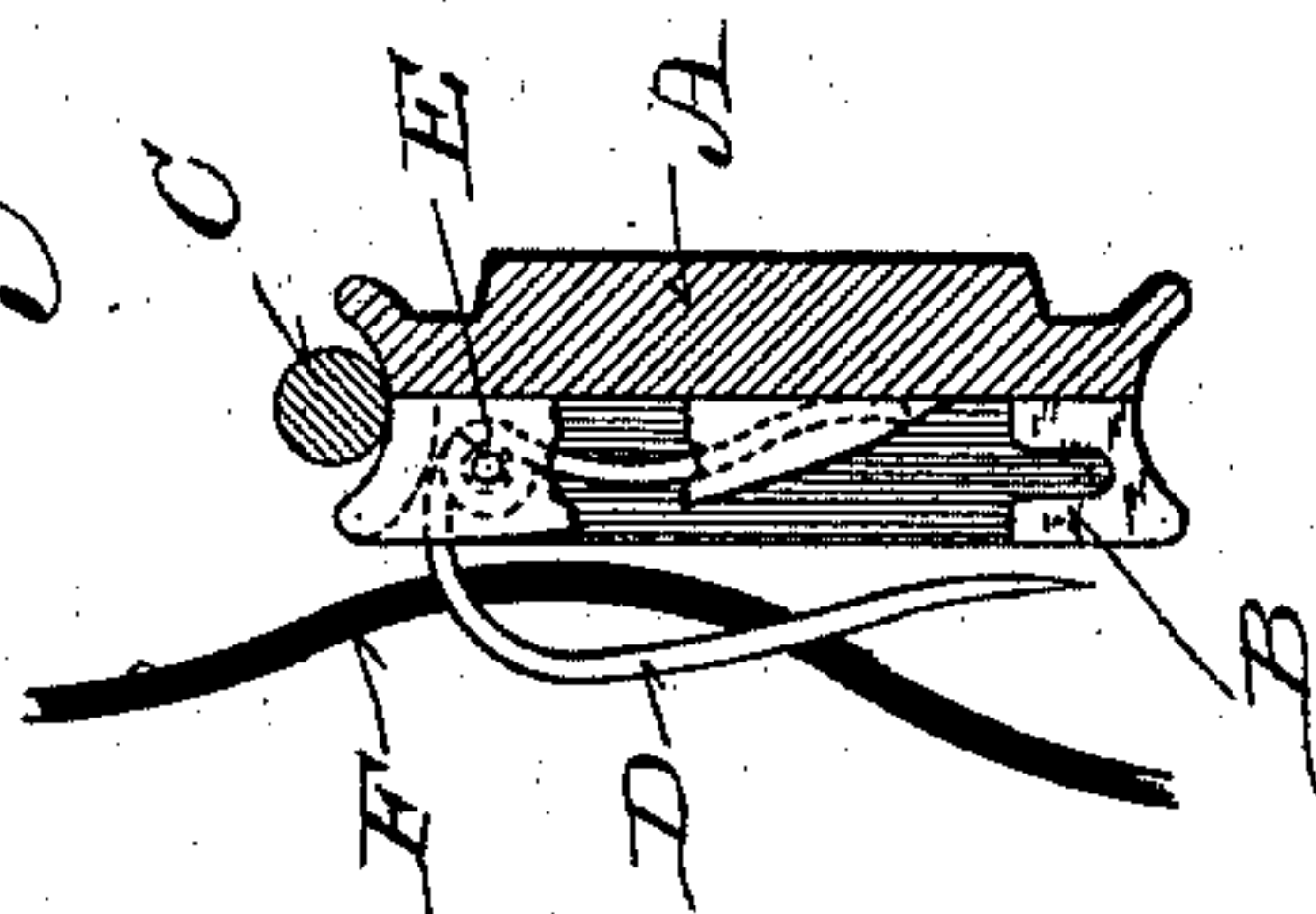
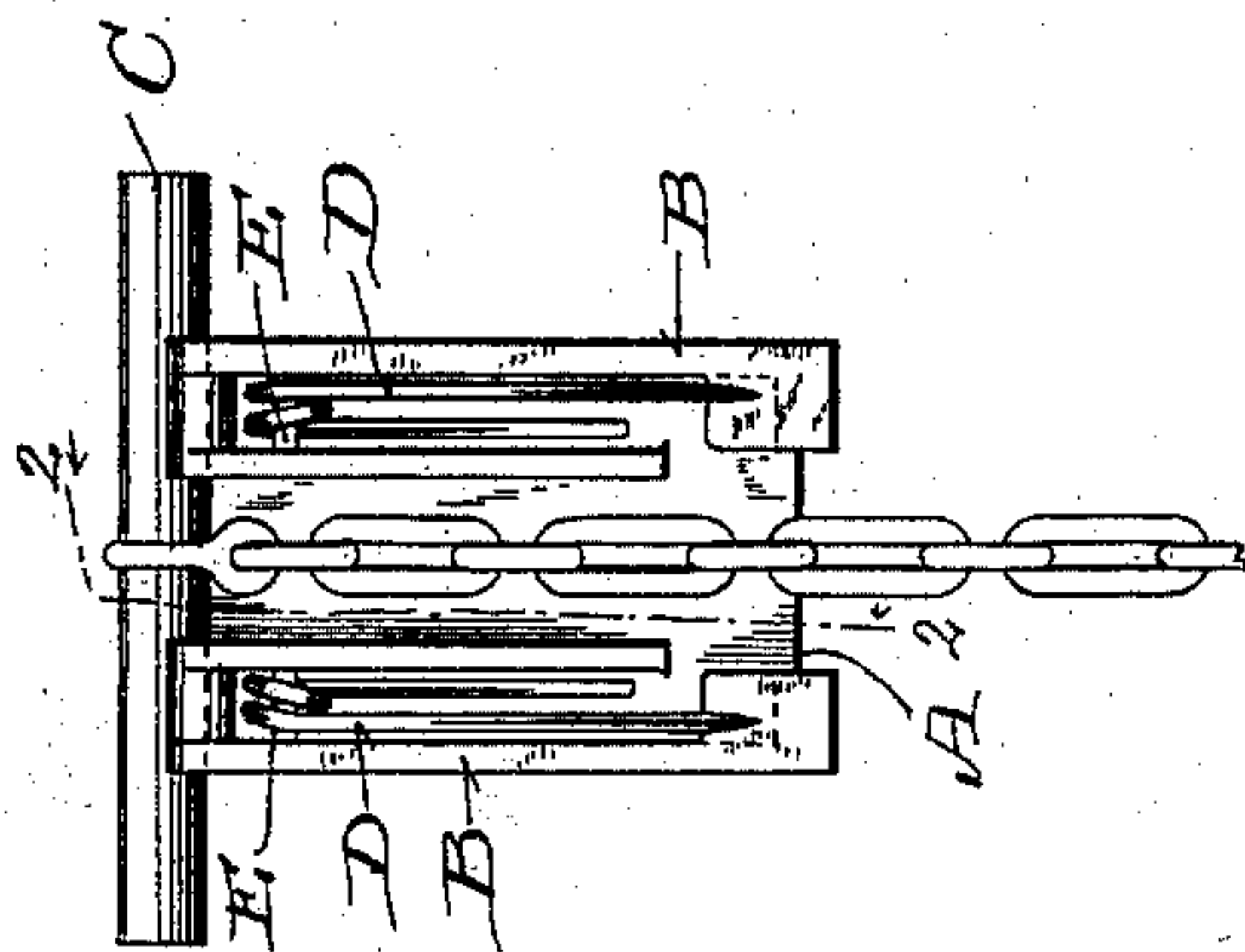


Fig. 1.



Witnesses.  
Geo. W. Louny.  
H. E. Oliphant

Inventor  
Henry M. Henning,  
By H. G. Underwood  
Attorney

# UNITED STATES PATENT OFFICE.

HENRY M. HENNING, OF MINOCQUA, WISCONSIN.

## WATCH GUARD OR CHAIN HOLDER.

SPECIFICATION forming part of Letters Patent No. 505,657, dated September 26, 1893.

Application filed April 17, 1893. Serial No. 470,661. (No model.)

*To all whom it may concern:*

Be it known that I, HENRY M. HENNING, a citizen of the United States, and a resident of Minocqua, in the county of Oneida, and in the State of Wisconsin, have invented certain new and useful Improvements in Watch Guard or Chain Holders; and I do hereby declare that the following is a full, clear, and exact description thereof.

My invention has for its object to provide a simple device for detachable connection with a vest or other garment as a means for holding a watch-guard or chain thereto, and said invention consists in certain peculiarities of construction and combination of parts hereinafter described with reference to the accompanying drawings and subsequently claimed.

In the drawings: Figure 1 represents a rear elevation of my device and a portion of a watch-chain engaged therewith; Fig. 2, a vertical transverse section of the device partly broken away and attached to a portion of a garment, the section being taken on line 2—2 of the preceding figure, and Fig. 3, a front elevation of said device in engagement with a watch-chain.

Referring by letter to the drawings A represents a plate having its rear face provided with parallel longitudinal ribs B, these ribs being preferably at the side edges of the plate, but in any event they are far enough apart to form boundaries of a channel for the reception of that portion of a watch-guard or chain to which the usual cross-bar C is attached. It is preferable to make one or both ends of the plate and the corresponding ends of the ribs thereon somewhat concave in order to form the best possible seat for the chain-bar C when my device is in use, and I have shown this construction at both longitudinal extremes of said device in order that either of these extremes may be uppermost and the same result obtained. Both of the ribs B are recessed in the manner illustrated to form seats and catches for spring-pins D having pivotal supports E that are trans-

versely arranged in said ribs, the pins being designed as a means for detachably connecting the device (of which they form a part) with a vest F or other garment having a watch-pocket.

The face of my device may be ornamented in any suitable manner and the cost of said device will depend on the material employed in its construction as well as the character of the ornamentation.

In some instances the channel portion of my device may be of such dimensions as to permit of the chain-bar C being passed up or down intermediate of said device and a garment to which the same may be attached, but ordinarily the chain and its bar are properly positioned with relation to the holder prior to the pinning of the same to the garment.

Having thus described my invention, what I claim as new, and desire to secure by Letters Patent, is—

1. A watch-guard or chain holder comprising a suitable plate channeled upon its rear side and provided with means for detachable connection with a garment, substantially as set forth.

2. A watch-guard or chain holder comprising a channeled plate having one or both ends concave, and suitable means for the detachable connection of the plate with a garment, substantially as set forth.

3. A watch-guard or chain holder comprising a suitable plate having the rear surface thereof provided with parallel longitudinal ribs at a certain distance apart, both ribs being recessed in such a manner as to form seats and catches, transverse supports arranged in the ribs, and spring-pins engaging the supports, substantially as set forth.

In testimony that I claim the foregoing I have hereunto set my hand, at Minocqua, in the county of Oneida and State of Wisconsin, in the presence of two witnesses.

HENRY M. HENNING.

Witnesses:

CHAS. GUSTAFSON,  
EBER SMITH.