

(No Model.)

A. & H. HOFF.
PHYSICIAN'S VIAL CASE.

No. 505,222.

Patented Sept. 19, 1893.

Fig: 1.

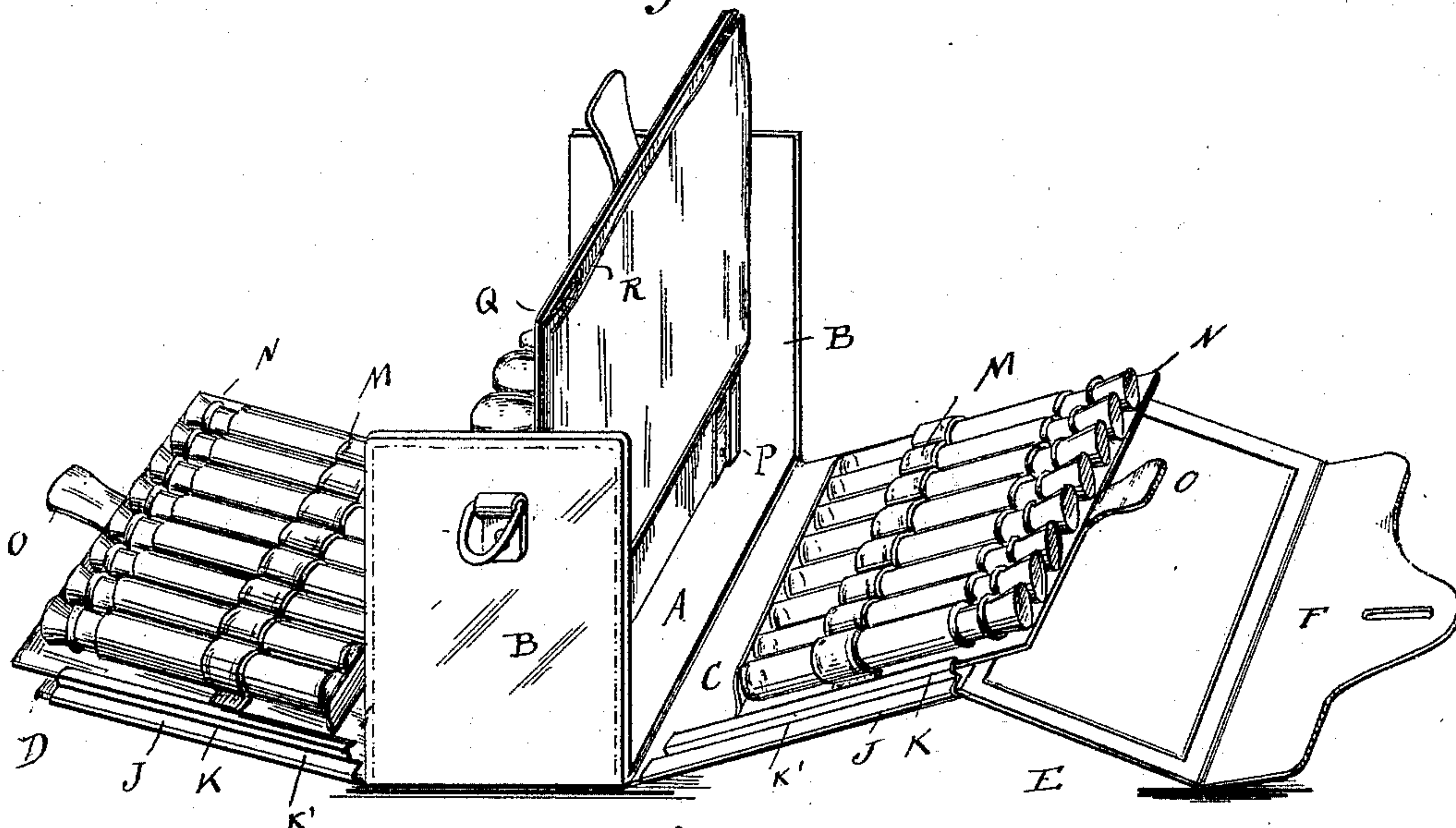


Fig: 2.

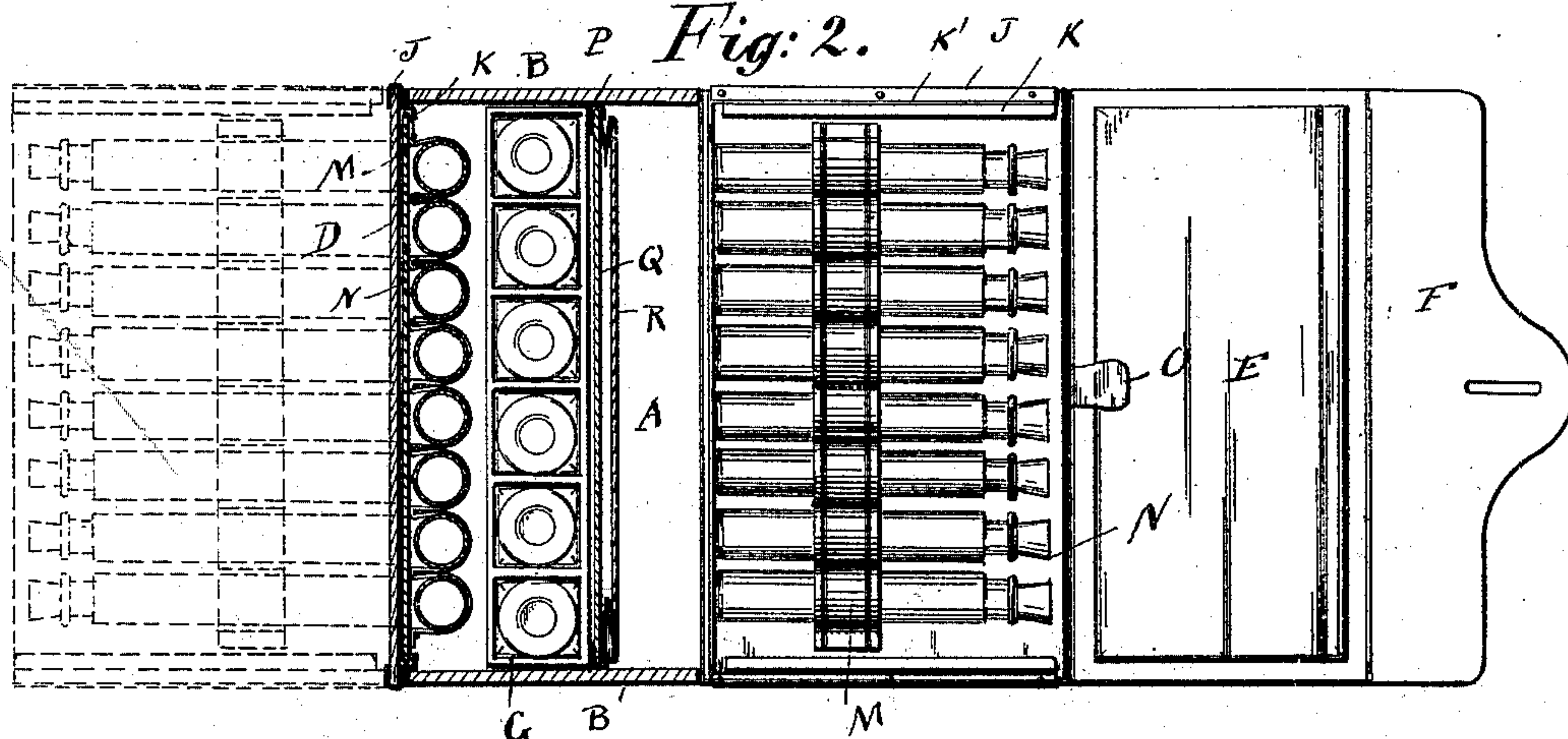
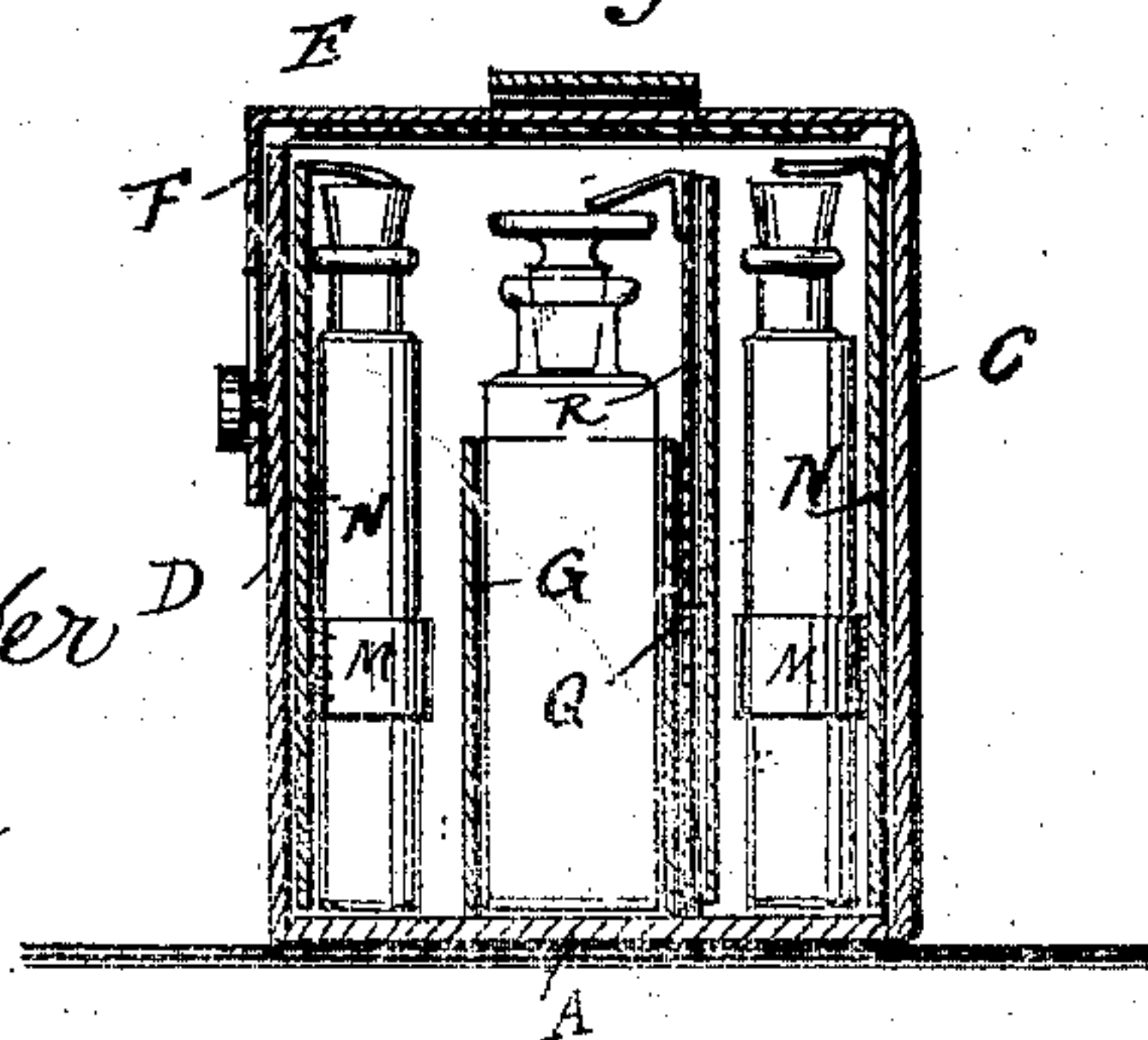


Fig: 3.



WITNESSES:

Charles Schroeder
Adolph Scherer

INVENTOR S

A. Hoff

H. Hoff

BY

Guelpel R. R. R. R.

ATTORNEYS.

UNITED STATES PATENT OFFICE.

AUGUSTUS HOFF AND HENRY HOFF, OF BROOKLYN, NEW YORK.

PHYSICIAN'S VIAL-CASE.

SPECIFICATION forming part of Letters Patent No. 505,222, dated September 19, 1893.

Application filed June 7, 1893. Serial No. 476,811. (No model.)

To all whom it may concern:

Be it known that we, AUGUSTUS HOFF and HENRY HOFF, both citizens of the United States, and both residing in the city of Brooklyn, in the county of Kings and State of New York, have invented certain new and useful Improvements in Physicians' Vial-Cases, of which the following is a specification.

The object of our invention is to provide a new and improved physician's vial case, which is so constructed that the vial holders can readily be removed to be replaced by others, for holding bottles of different kinds, and in which the sides fit snugly against the ends of the case and do not bulge outward.

The invention consists in a physician's vial case constructed with a bottom plate and fixed ends and hinged sides, of detachable vial holding plates held on the inner surface of said hinged sides.

The invention also consists in the construction and combination of parts and details, which will be fully described hereinafter and finally pointed out in the claims.

In the accompanying drawings, Figure 1 is a perspective view of our improved physician's vial case, opened. Fig. 2 is a horizontal sectional view of the same, showing one side swung down, and Fig. 3 is a vertical transverse sectional view of the same, closed.

Similar letters of reference indicate corresponding parts.

The case is constructed in the usual manner with the bottom plate A, the fixed ends B and the hinged sides C and D, to one end of which hinged sides the top E having a flap F is hinged. Between the ends the compartments G for the larger bottles are arranged in the usual manner.

On each end of each side-plate C and D a metal clip J is riveted, so as to cover said end, and on the inner face of each clip an L-shaped flange K is formed in such a manner as to form a rabbet K' that fits against the side edge of an end-piece B when the side-piece is swung up against the end piece. The metal clip prevents the side-pieces from bending and bulging and also insures a close

and accurate fit of the end edges of the side-pieces against the side edges of the end-pieces. The loops M for holding the vials are formed of a removable plate N, which is held in place on the inner surface of a side-piece C or D by having its end edges slipped or passed under the flange K of the metal clip J. To the upper edge of said removable plate a tongue O is fastened, by means of which said plate can be withdrawn from the flanges. The end-plate and the vials thereon can thus be conveniently removed or replaced. If the purchaser is not pleased with the number or size of the vial holding loops in a case that he has purchased, the plate N can easily be removed and replaced by another with a greater or less number of loops of different sizes as may be desired.

To the inner surface of the end-plates B B two vertically U-shaped metal clips P are fastened that serve for receiving the side edges of a vertical plate Q, which may hold bottles or may be provided with a pocket R for receiving bandages, plaster and the like. This plate Q can thus also be readily removed and replaced by another plate having bottle holders or a number of pockets instead of one.

By constructing the case in the manner above described the same is made interchangeable, without requiring any alteration in the construction of the case, the same can be adapted for the special use desired by the purchaser in a very few moments.

Having thus described our invention, we claim as new and desire to secure by Letters Patent—

1. The combination, with a body frame composed of a base and fixed ends, of hinged sides, metal clips embracing the end edges of said sides and provided on the inner surface with L-shaped flanges, and removable plates provided with vial holding loops, which removable plates are passed under the flanges of the clip and thus held on the inner surface of the sides of the case, substantially as set forth.

2. In a physician's vial case, the combina-

tion, with a frame constructed with a bottom plate and fixed ends, of vial receptacles between said ends, vertical U-shaped clips fastened to the inner surfaces of the ends,
5 and a removable plate having its edges slipped into said U-shaped clips, substantially as set forth.

In testimony that we claim the foregoing as

our invention we have signed our names in presence of two subscribing witnesses.

AUGUSTUS HOFF.
HENRY HOFF.

Witnesses:

OSCAR F. GUNZ,
H. WILLARD GRIFFITHS.