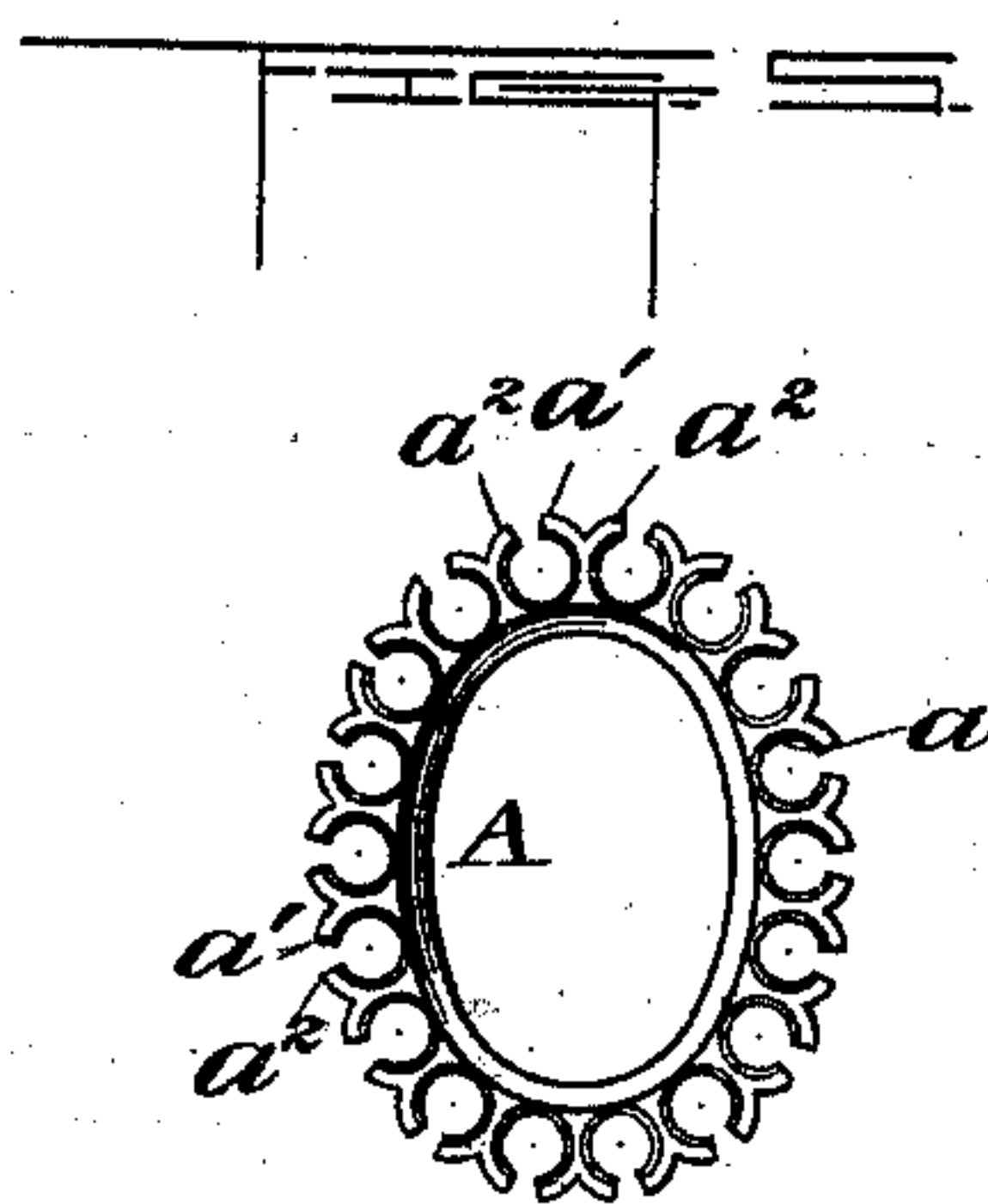
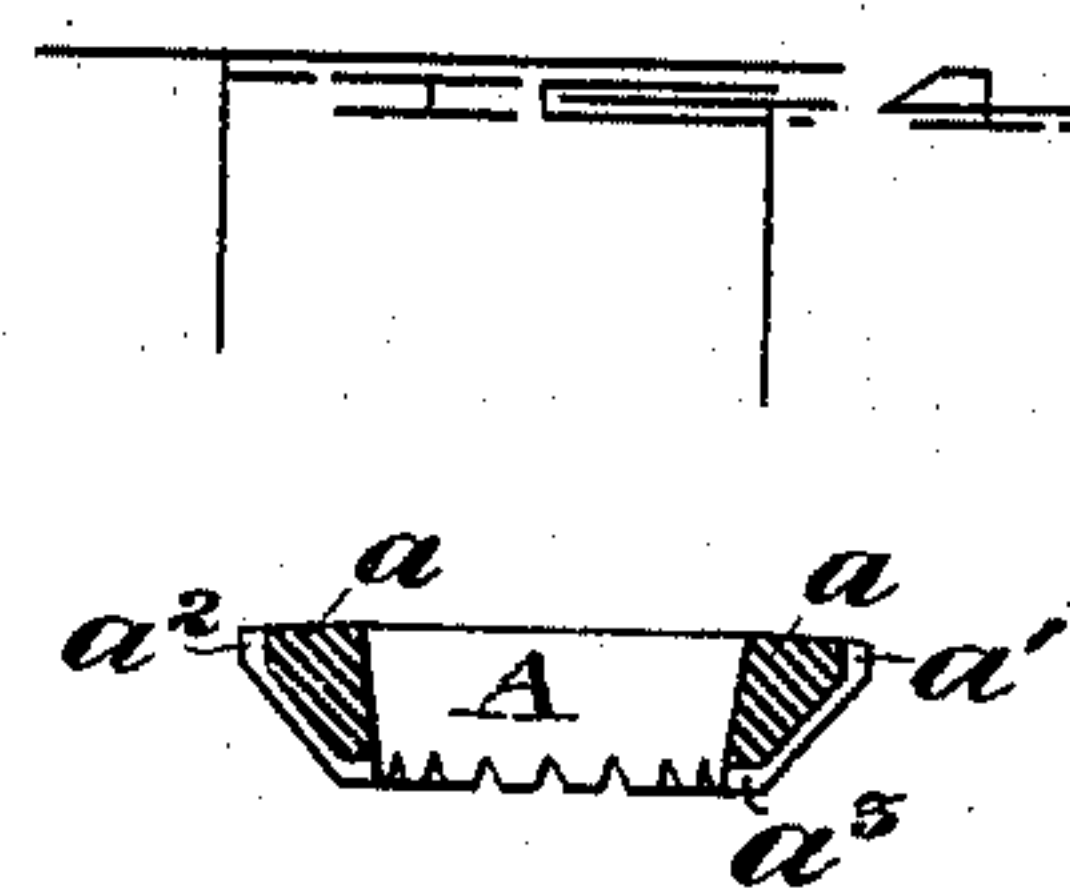
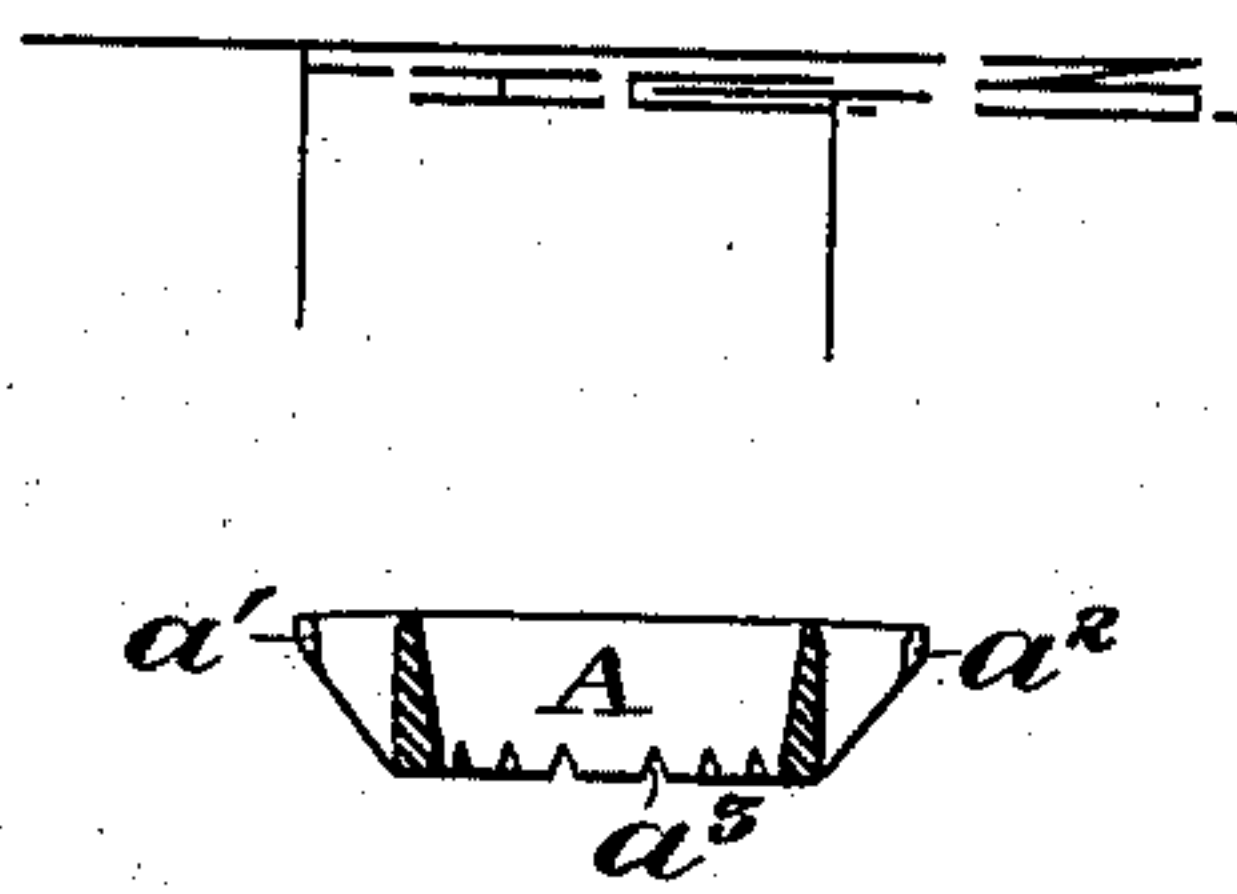
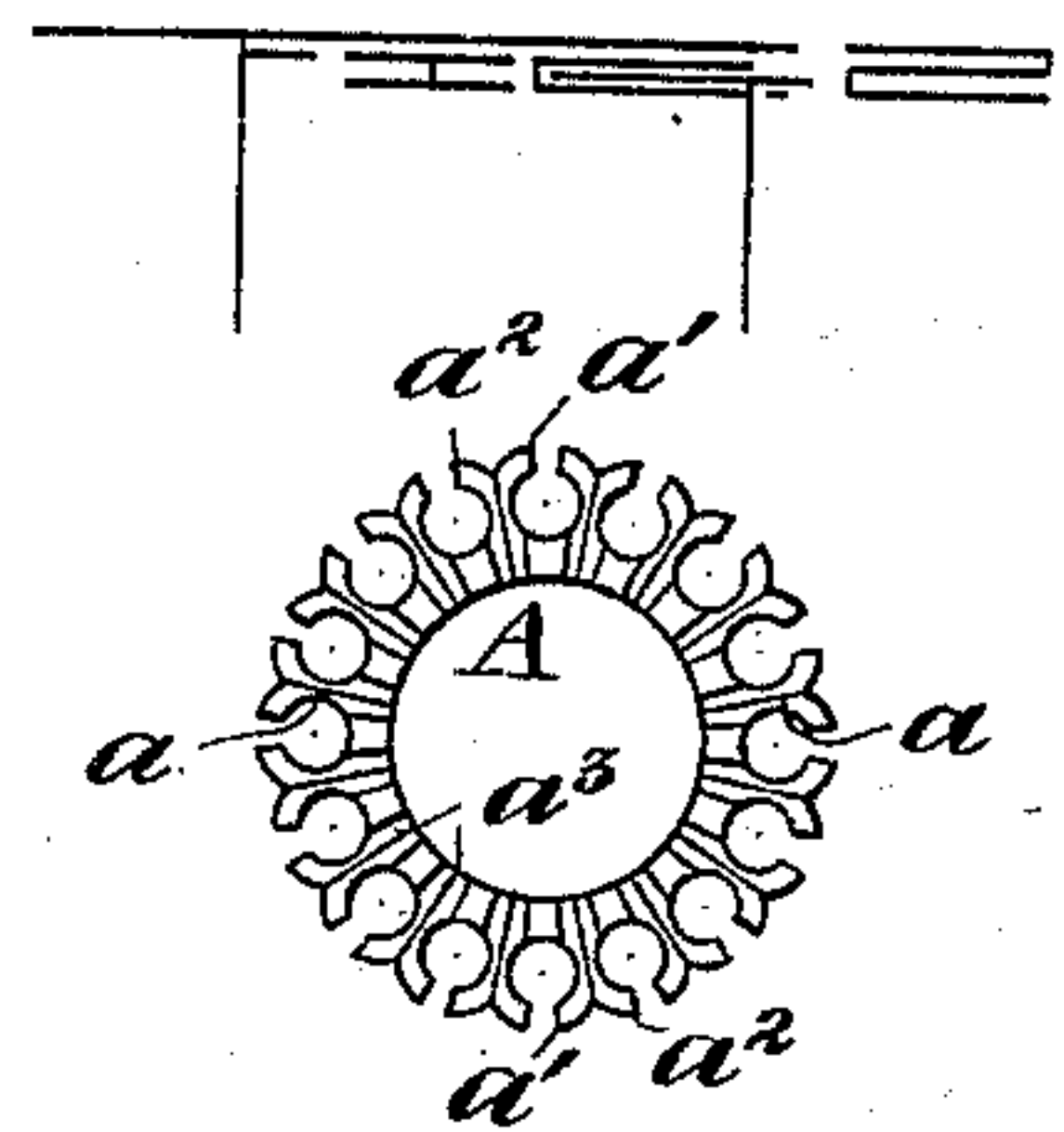
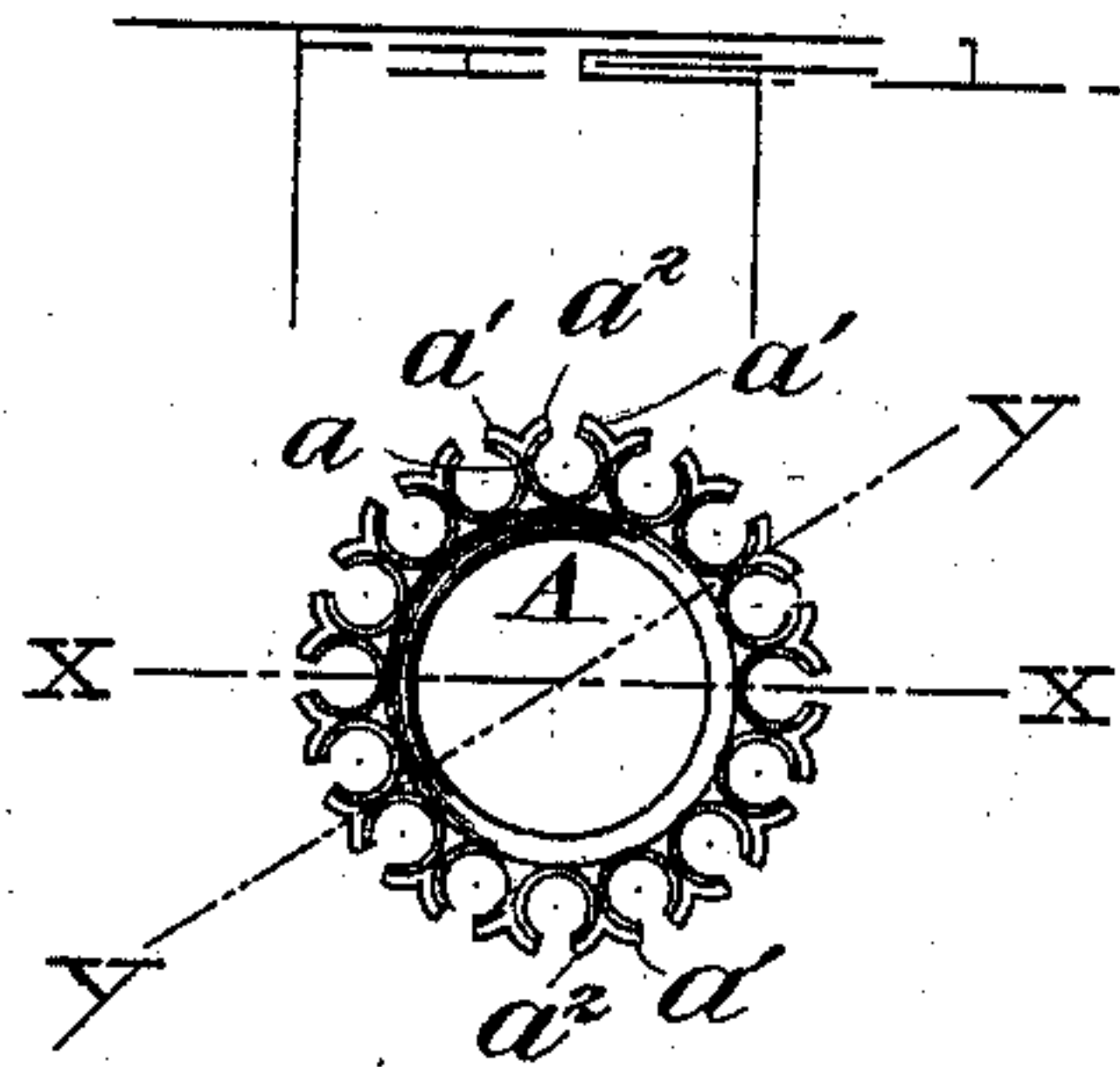


(Model.)

R. FUCHS.  
CLUSTER SETTING FOR GEMS.

No. 505,218.

Patented Sept. 19, 1893.



WITNESSES

*George Barry*

INVENTOR

*Rudolph Fuchs*  
by attorneys.

*Brown & Howard*

# UNITED STATES PATENT OFFICE.

RUDOLPH FUCHS, OF NEW YORK, N. Y.

## CLUSTER-SETTING FOR GEMS.

SPECIFICATION forming part of Letters Patent No. 505,218, dated September 19, 1893.

Application filed April 11, 1893. Serial No. 469,886. (Model.)

*To all whom it may concern:*

Be it known that I, RUDOLPH FUCHS, a resident of New York, in the county and State of New York, have invented a new and useful  
5 Improvement in Cluster-Settings for Gems, of which the following is a specification.

My invention consists in an improved cluster setting for gems, one object being to provide a setting of the above class which may  
10 so hold the gems that they will have an extended surface presented to the light whereby their brilliancy will be greatly increased.

Another object is to provide a cluster setting which will be very simple in construction, yet strong and durable and capable of  
15 holding the gems firmly in position.

A practical embodiment of my invention is represented in the accompanying drawings in which—

20 Figure 1 represents a top plan view of the setting. Fig. 2 represents a bottom view of the same. Fig. 3 is a vertical section through the setting on the line  $x, x$  of Fig. 1. Fig. 4 is a vertical section through the setting on the line  $y, y$  in Fig. 1, and Fig. 5 is a top plan  
25 view of a modified form of setting.

The setting as a whole is designated by A and is shown as of ring form and may be round, oval as shown in Fig. 5, or any other  
30 desired shape.

The openings in which the gems are set are formed by projections  $a$  extending outwardly from the ring portion of the setting and disconnected with one another save at the ring  
35 portion from which they emanate, each of the said projections  $a$  being provided with two diverging branches  $a', a^2$ . The branch  $a'$  of one projection extends a short distance toward the branch  $a^2$  of the adjoining projection, and the two projections and the two  
40 branches  $a', a^2$  form the walls of one of the openings. Each of the projections  $a$  is cut

away along its bottom, as shown at  $a^3$ , the said cut-away portion extending along the bottom of the ring portion to its inner wall. 45  
By this means the setting is materially lightened in weight and yet remains of the desired strength.

The setting may be made to accommodate any number of gems required by enlarging 50 the ring portion and increasing the number of projections  $a$  thereon, and it may be made to accommodate stones of a greater or lesser diameter by forming a lesser or greater number of projections upon the ring portion. 55

To set the stones, they are placed in the openings between the projections  $a$  and the branches  $a', a^2$  are forced inward so as to tightly press against the stones and hold them in position. As thus arranged, it will be seen 60 that the stones present a large part of their surfaces to the light and they are therefore more brilliant than when less of their surfaces are exposed.

The setting may be made of any desired 65 shape and size without departing from the spirit and scope of my invention. Hence I do not wish to limit myself strictly to the construction and arrangement herein set forth, but 70

What I claim is—

The cluster setting for gems, comprising a ring portion, a plurality of projections extending outwardly from the ring portion and disconnected with one another save at the 75 ring portion from which they emanate, said projections having branches at their outer ends, which together with the projections serve to form the outer and side walls of the gem opening, substantially as set forth.

RUDOLPH FUCHS.

Witnesses:

FREDK. HAYNES,  
F. HOWARD TITLAR.