

(No Model.)

W. BLOOMBERG.
SUSPENDER END.

No. 504,661.

Patented Sept. 5, 1893.

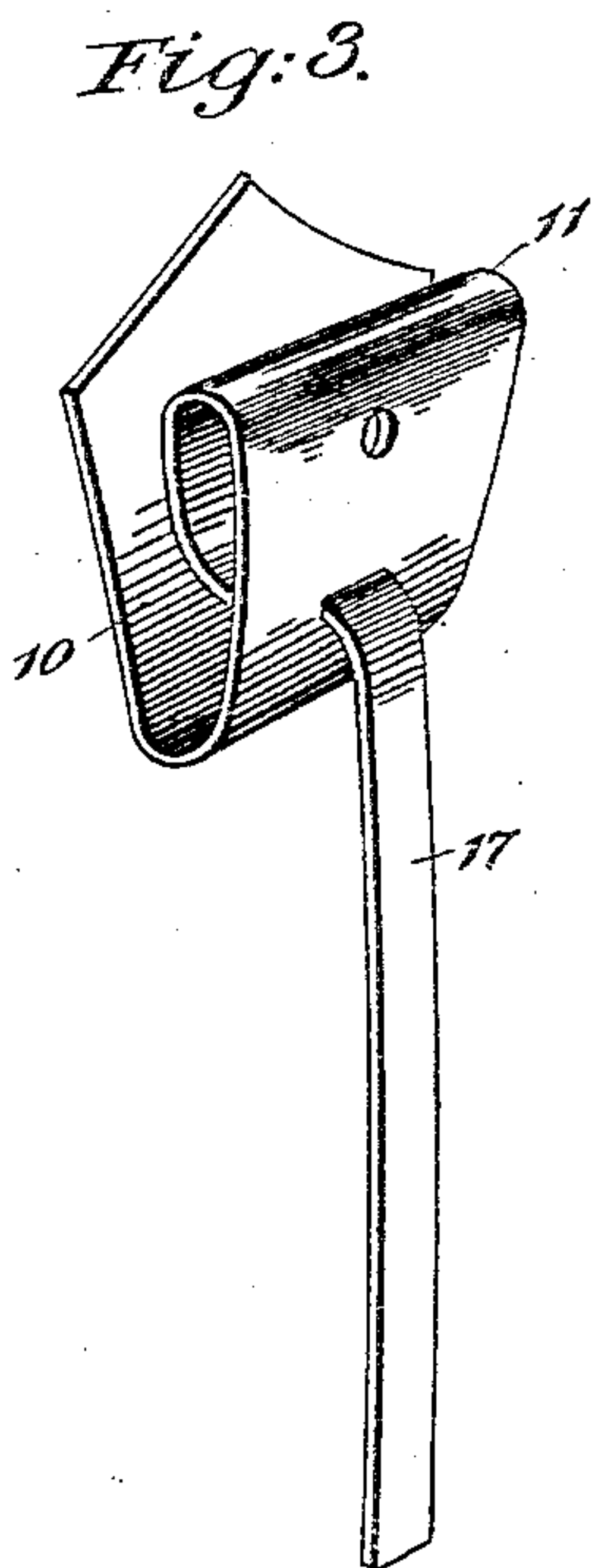
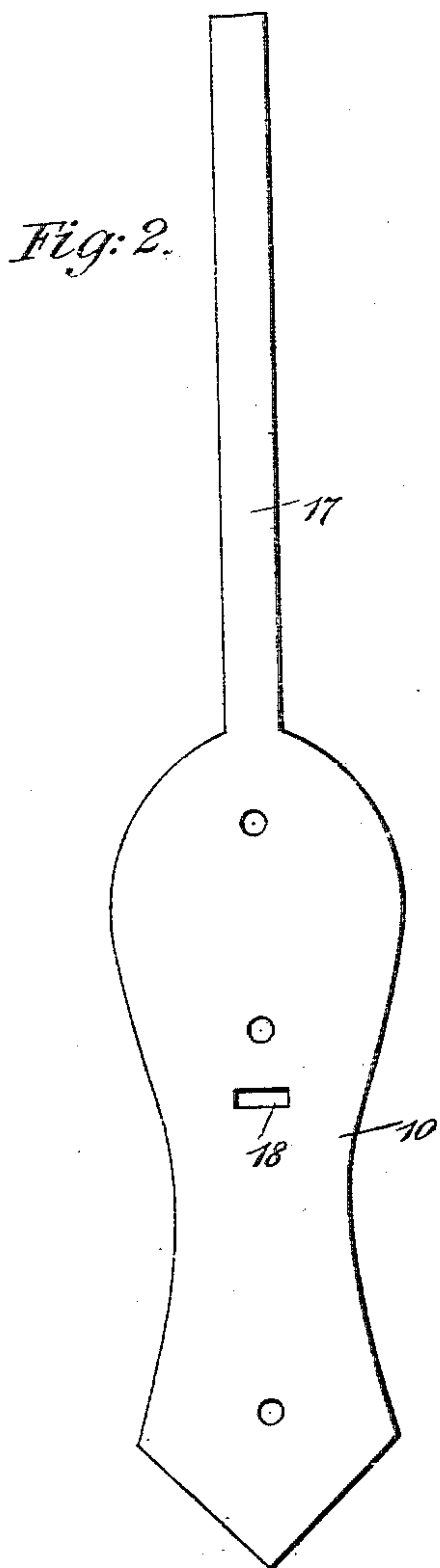
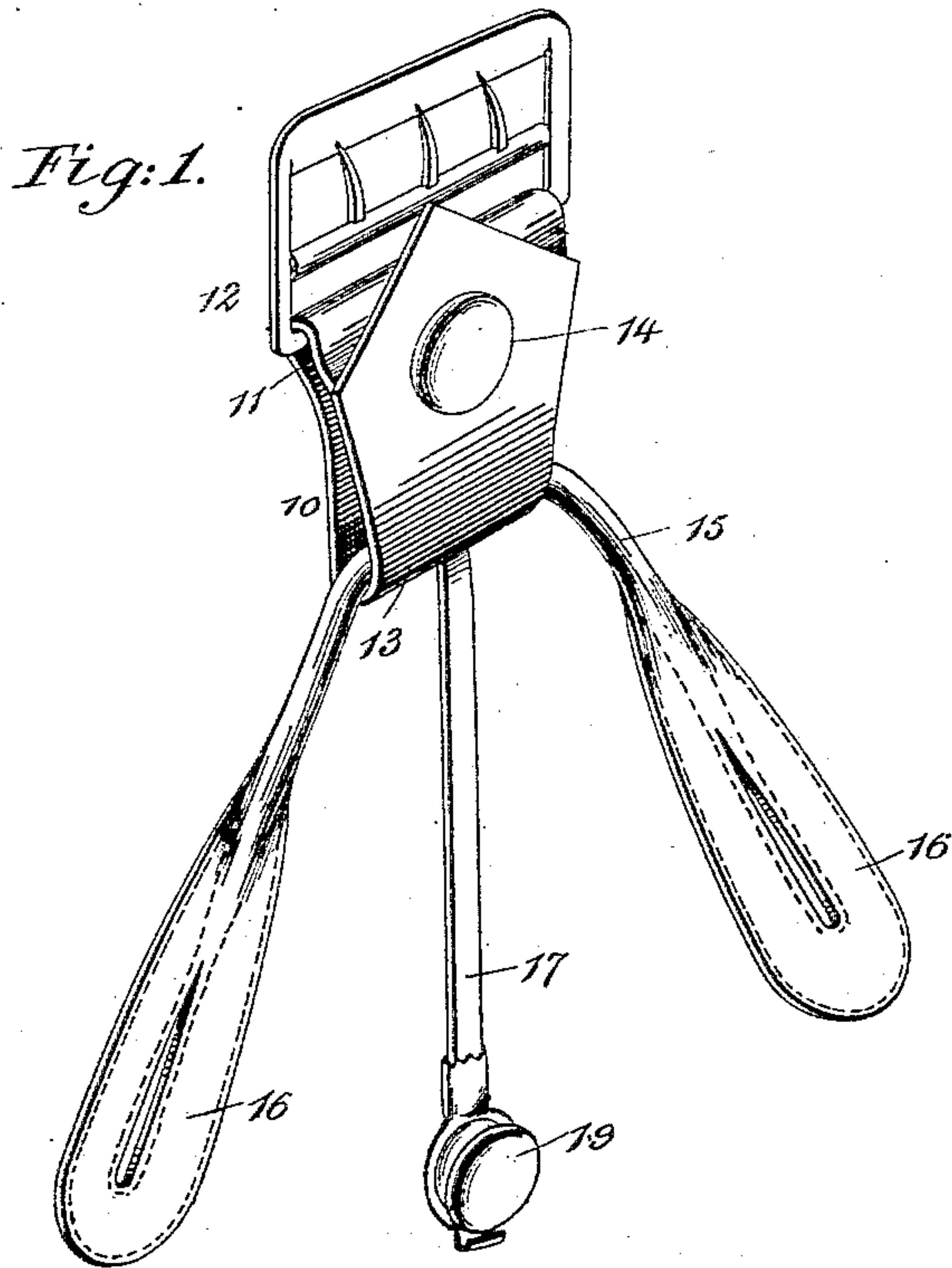
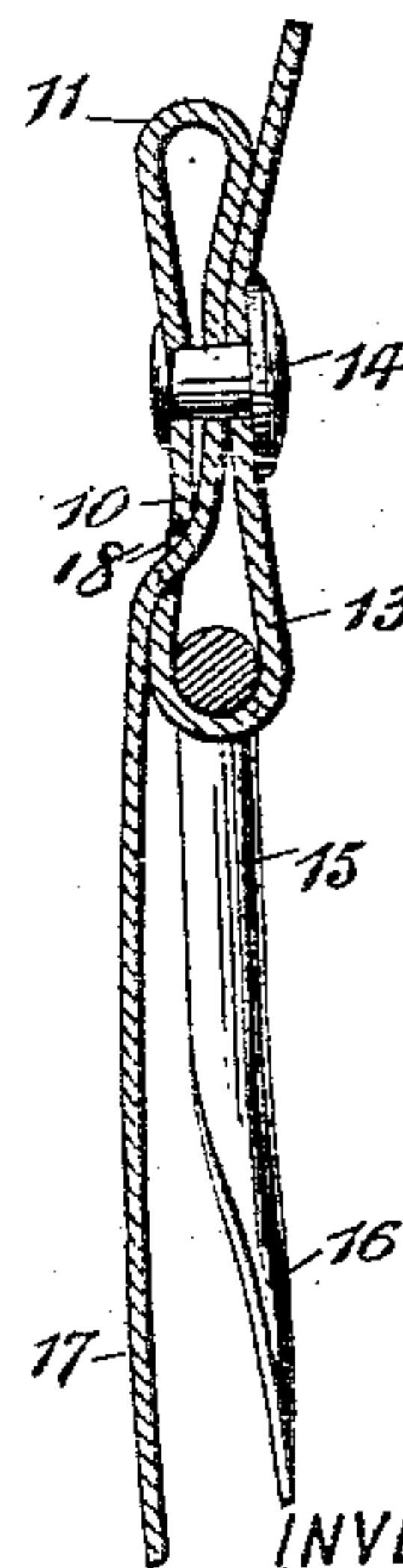


Fig: 4.



WITNESSES:

John A. Kenna
C. Sedgwick

INVENTOR

W. Bloomberg
BY Munn & Co
ATTORNEYS.

UNITED STATES PATENT OFFICE.

WILLIAM BLOOMBERG, OF NEW YORK, N. Y.

SUSPENDER-END.

SPECIFICATION forming part of Letters Patent No. 504,661, dated September 5, 1893.

¹ Application filed May 12, 1893. Serial No. 473,915. (No model.)

To all whom it may concern:

Be it known that I, WILLIAM BLOOMBERG, of the city, county, and State of New York, have invented a new and Improved Suspenders-End, of which the following is a full, clear, and exact description.

My invention relates to improvements in suspender ends, and particularly to improvements in the straps which are adapted to be secured to the buckles of the suspenders to carry the button pieces which are adapted to connect with the drawers.

The object of my invention is to make the suspender end strap with an integral tongue adapted to fasten the device, to support the drawers, and also to construct the strap and tongue so that they may be readily applied to the suspenders and will be very cheap and durable.

In the class of suspenders having straps like that to be described, the drawers supporting tongue is usually fastened, by means of some suitable device, to the main strap, but it gives out quickly and, moreover, the fastening device adds to the cost of the article.

My invention is to obviate these difficulties.

To this end my invention consists of a suspender end, the construction of which will be hereinafter described and claimed.

Reference is to be had to the accompanying drawings, forming a part of this specification, in which similar figures of reference indicate corresponding parts in all the views.

Figure 1 is a perspective view of a suspender end embodying my invention. Fig. 2 is a plan view of the extended strap and tongue. Fig. 3 is a perspective view of the strap and tongue constituting my invention, the tongue being shown in the slot of the strap; and Fig. 4 is a detail sectional view of the complete suspender end.

The suspender end is provided with a strap 10 which, except for its connection with the tongue to be hereinafter described, is of the usual kind and is adapted to be doubled so as to form a loop 11 to engage the cross bar of a buckle 12, as in Fig. 1, and a loop 13 to

carry the button strap 15 having the end button pieces 16. The outer end of the strap 10 is provided with a button 14, or an equivalent fastening device by which it is held in the doubled position shown in Figs. 1 and 4. The above construction is common to suspender ends of this class, and is not claimed as part of my invention.

On one end of the strap 10, which is the inner and upper end when the strap is folded, is an elongated tongue 17 which is adapted to pass through a slot 18 in the strap, this slot being made near the center of the strap so that when the strap is doubled it will come near the bottom and on the back side, as shown in Figs 3 and 4. The strap 17 has at its lower end a fastening catch 19 which may be of any usual kind and which is adapted to be clasped to the drawers in the usual way. It will be seen that the connection between the tongue 17 and the body of the strap is of the strongest possible kind, as the two are of one piece, and consequently there is no stitching or other fastening to give way.

Having thus described my invention, I claim as new and desire to secure by Letters Patent—

1. A suspender end, comprising the usual end strap adapted to be looped in a buckle, and provided between its ends with a slot in its body, and a terminal drawers supporting tongue adapted to extend through the slot and hang below the strap, substantially as described.

2. The combination with the strap adapted to be doubled to form loops to engage the buckle of the suspenders and the button piece thereon, the said strap having a fastening device to hold it in buckled position and a slot in its body, of an elongated tongue formed integral with the strap and projecting through the slot, the tongue having a fastening device at its free end, substantially as described.

WILLIAM BLOOMBERG.

Witnesses:

WARREN B. HUTCHINSON,
C. SEDGWICK.