

(No Model.)

B. H. DODD.
CHAIR SEAT AND BACK.

No. 504,446.

Patented Sept. 5, 1893.

Fig. 1.

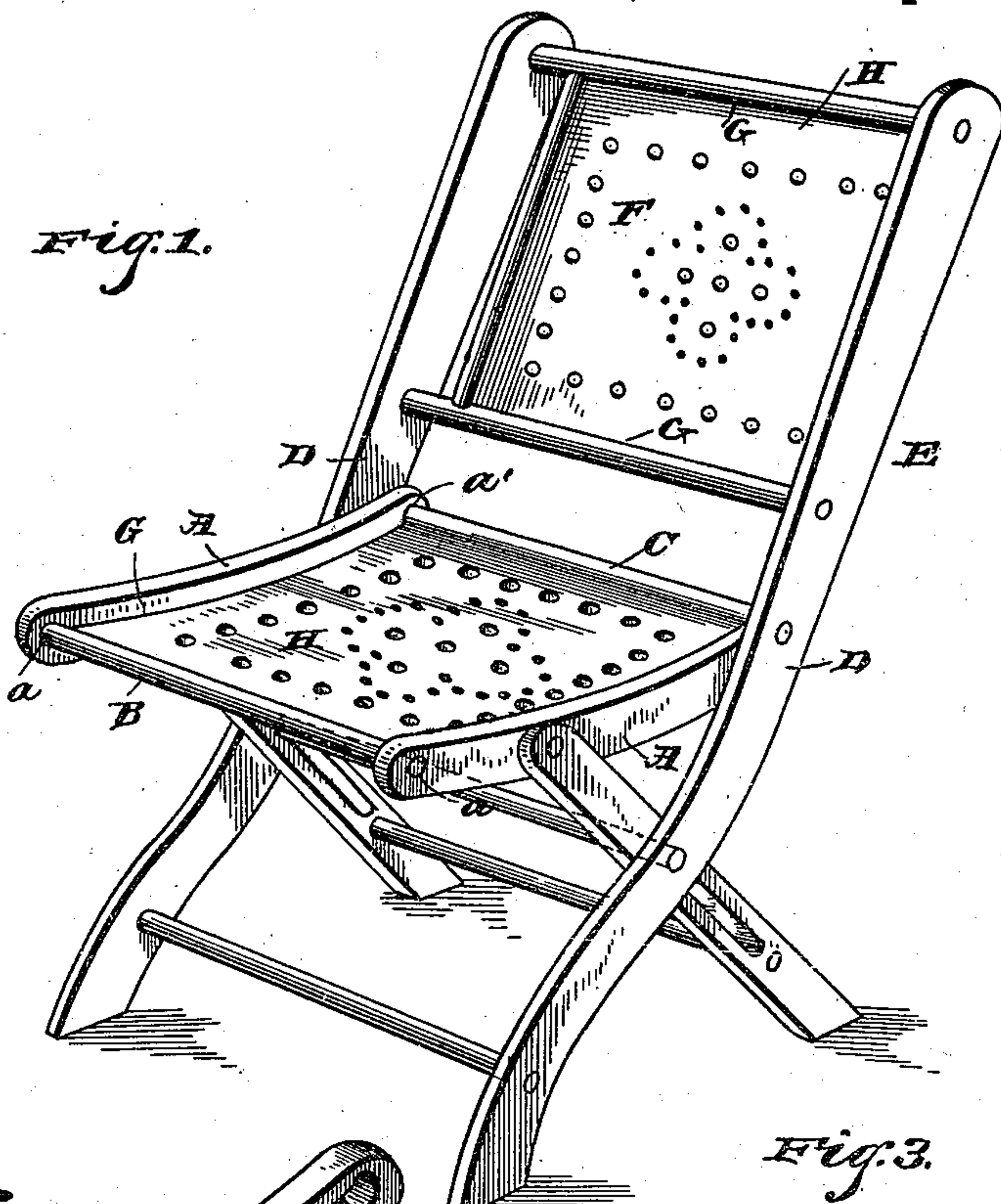


Fig. 2.

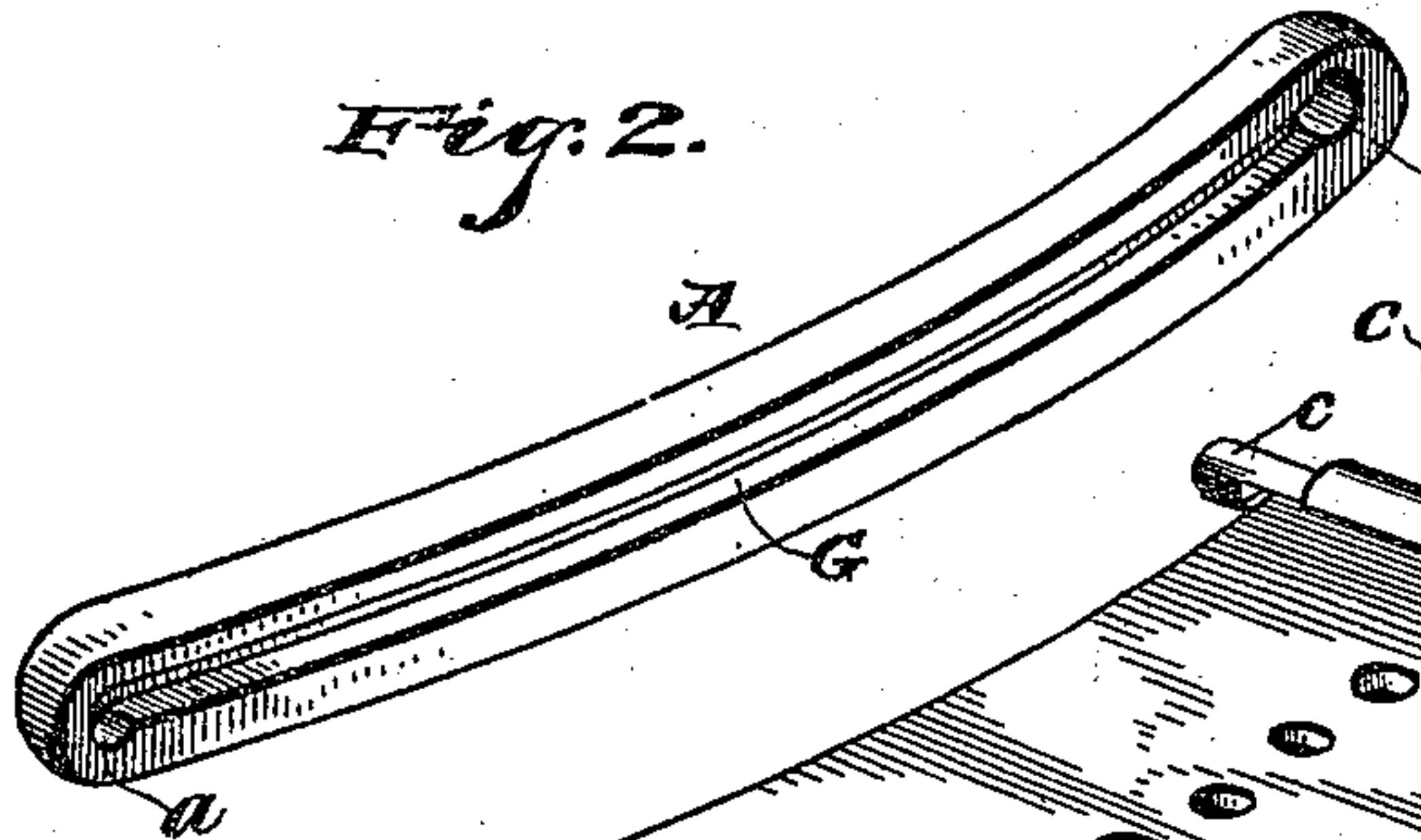


Fig. 3.

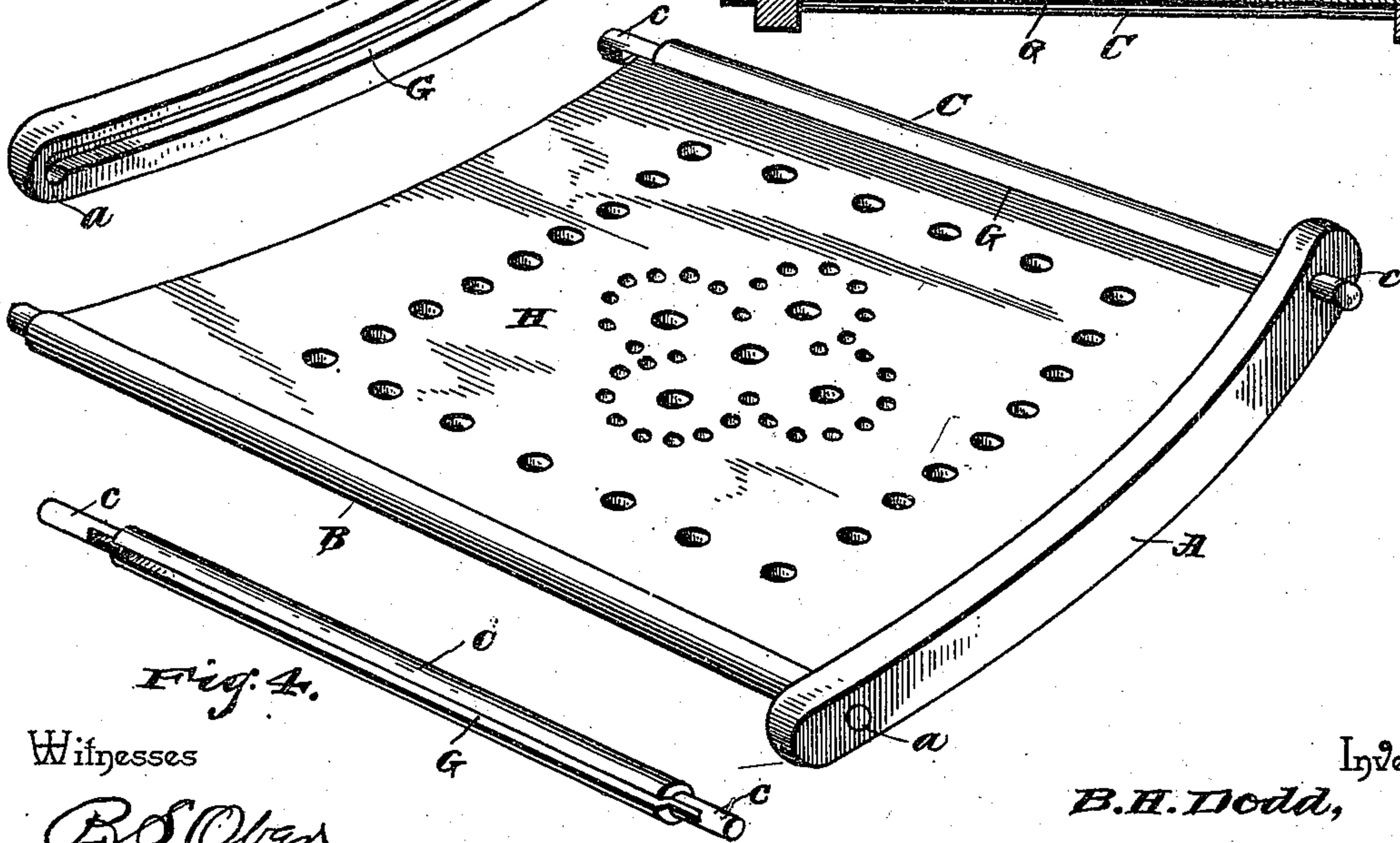



Fig. 4.

Witnesses

B. S. Olan

C. E. Doyle

Inventor

B. H. Dodd,

By his Attorneys,

C. A. Snow & Co.

UNITED STATES PATENT OFFICE.

BION H. DODD, OF SHEBOYGAN, WISCONSIN.

CHAIR SEAT AND BACK.

SPECIFICATION forming part of Letters Patent No. 504,446, dated September 5, 1893.

Application filed November 8, 1892. Serial No. 451,367. (No model.)

To all whom it may concern:

Be it known that I, BION H. DODD, a citizen of the United States, residing at Sheboygan, in the county of Sheboygan and State of Wisconsin, have invented a new and useful Chair Seat and Back, of which the following is a specification.

My invention relates to improvements in chair seats and backs the objects in view being to provide simple, cheap and efficient frames for the seat and back in which may be fitted readily and removably, and at the same time neatly and durably, the seat and back veneer panels; and furthermore to provide simple and effective means for securing the seat and back frames in the main-frame of the chair.

Further objects and advantages of my invention will appear in the following description and the novel features thereof will be particularly pointed out in the appended claim.

In the drawings:—Figure 1 is a perspective view of a chair having a seat and back embodying my improvements. Fig. 2 is a view in perspective of the seat detached, with one of the side pieces slightly separated from the frame of the seat to show the manner of attachment. Fig. 3 is a transverse sectional view of the seat. Fig. 4 is a detail view of the rear spindle of the seat.

A A represent the parallel side pieces of the chair-seat, provided at their front ends with sockets, *a a*, to receive the reduced ends of the transverse, connecting round or spindle, B, and provided at their rear ends with registering perforations, *a' a'*, to receive the reduced ends of the rear round or spindle, C, said reduced ends extending laterally beyond the outer surfaces of the side pieces to form trunnions, *c c*, to engage suitable sockets in the side-bars, D D, of the main-frame, E, of the chair.

In the drawings I have illustrated a folding chair, but although I describe my invention in connection therewith I desire it to be understood that I do not limit its application thereto, as it may be used in connection with numerous chairs of different styles and patterns.

The back, F, which is also shown in the drawings, is constructed in a similar manner to the seat, the only essential difference being that the front and rear rounds or spindles, (or more properly, the upper and lower rounds) are both extended and engaged at their ends in sockets in the side-bars.

The frames of the seat and back being constructed as above described, the panels are secured thereto in the following manner. The inner surfaces of the side-pieces and front and rear rounds or spindles are longitudinally grooved or channeled, as shown at G G, the width of such grooves or channels being sufficient to receive, snugly, the edges of the panel, H, as clearly indicated in the drawings. The ends of the front round or spindle of seat and the upper and lower spindles of back are preferably glued in their sockets in the side-pieces of the chair frame, but otherwise no means are employed to secure the parts of the panels and frames together.

It will be seen that fastening devices either between the parts of the frames of the seat and back or between the edges of the panels and the parts of the frame are unnecessary, except as above described. Thus the parts of the seat and back may be readily detached for repair and otherwise and the panels may be readily removed, when necessary, to be replaced, &c.

The construction of the other parts of the chair may be varied at will, and it is apparent that if the chair is provided with a seat frame which is a part of the main-frame of the chair, the reduced portions of the front round or spindle may be extended, in a similar manner to the ends of the rear round or spindle, and socketed in the frame.

Having thus described my invention, what I claim, and desire to secure by Letters Patent, is—

In a chair, the seat consisting of the opposite side-rails A having their inner faces grooved longitudinally between their ends, and provided at the ends of their grooves with openings or holes extending transversely therethrough, the front and rear rungs B C likewise grooved between their ends and having their ends reduced and passed through

and those of the rear rung extending beyond
the openings or holes in the side-rails, com-
bined with the foldable supporting frame hav-
ing sockets for the reception of the ends of
5 the rung, and the veneer seat having its edges
seated in the grooves of the rails and rungs,
substantially as specified.

In testimony that I claim the foregoing as
my own I have hereto affixed my signature in
the presence of two witnesses.

BION H. DODD.

Witnesses:

G. E. PETRICK,
L. ZIEGLER.