

(No Model.)

J. AMMON.  
PIANO HAMMER.

No. 504,192.

Patented Aug. 29, 1893.

Fig. 1.

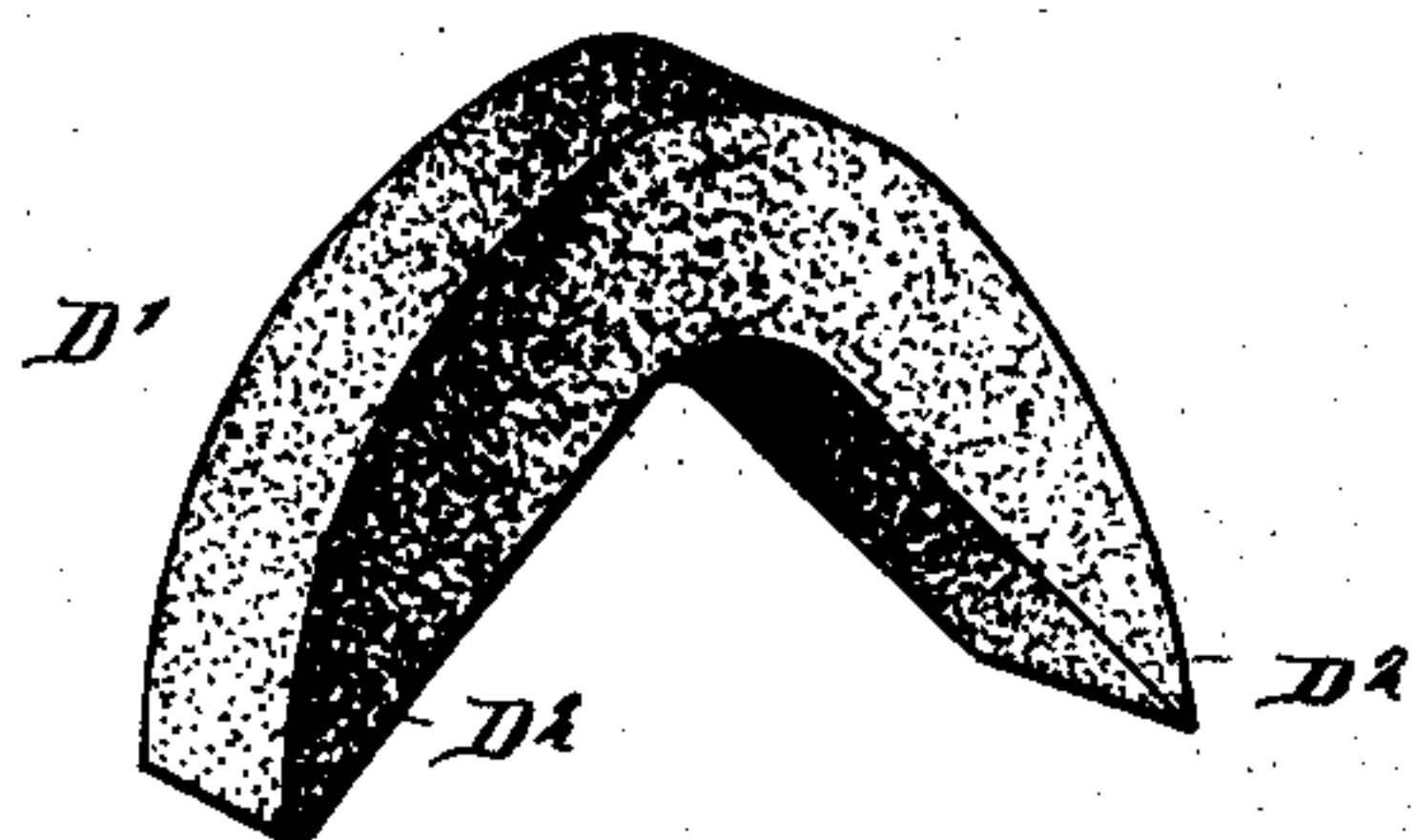


Fig. 2.

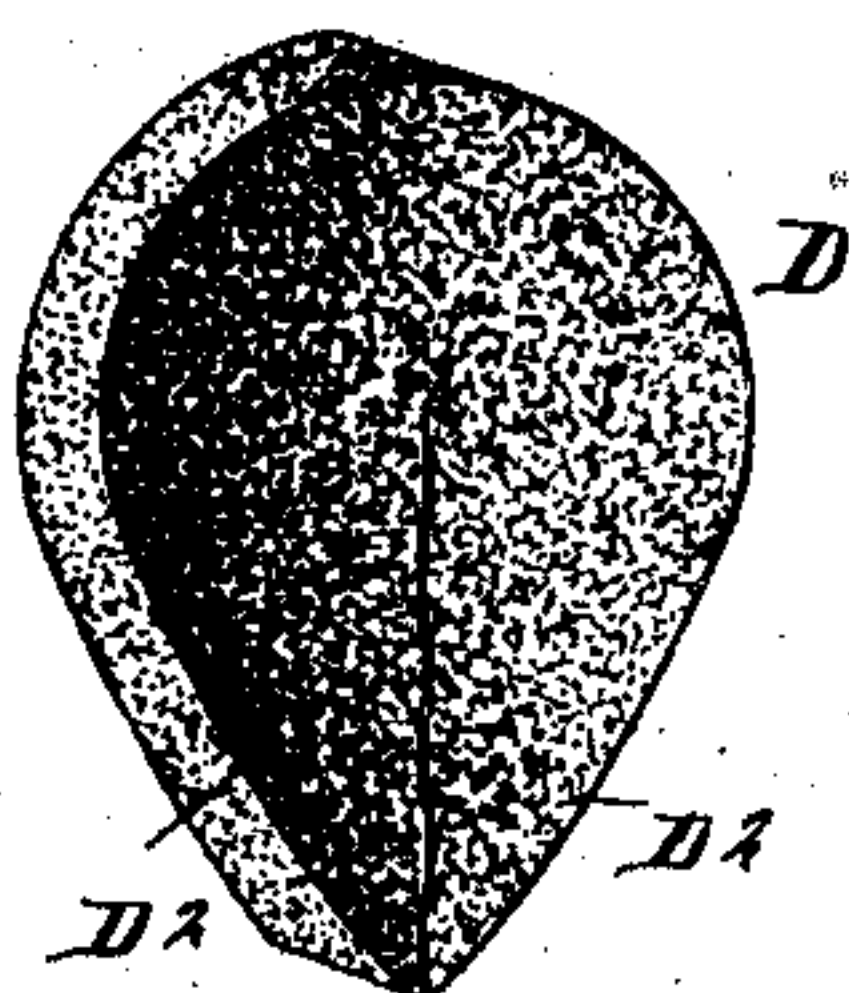
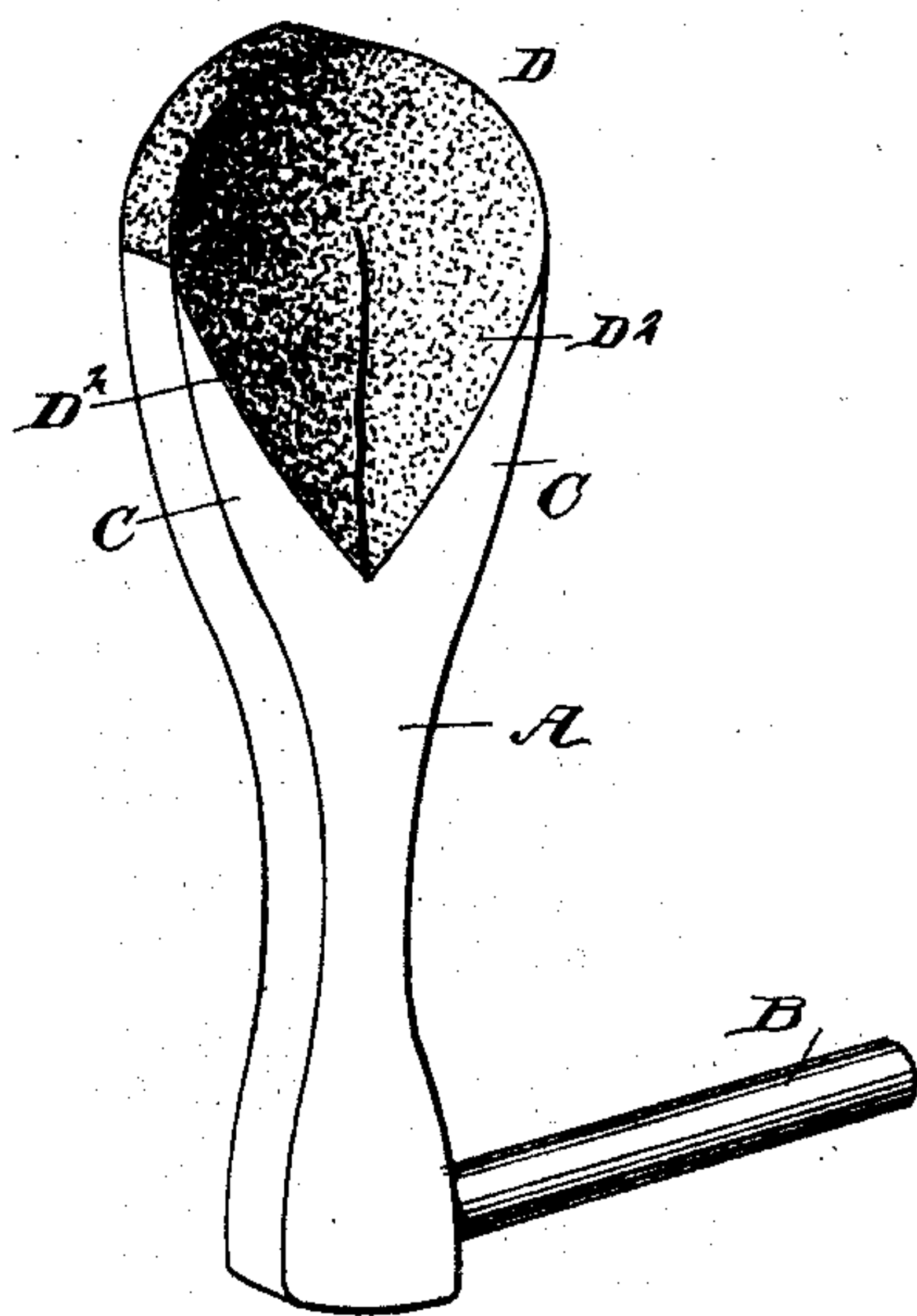


Fig. 3.



WITNESSES:

William Goebel,  
C. Sedgwick

INVENTOR

J. Ammon  
BY Munn & Co

ATTORNEYS.

# UNITED STATES PATENT OFFICE.

JOHN AMMON, OF NEW YORK, N. Y.

## PIANO-HAMMER.

SPECIFICATION forming part of Letters Patent No. 504,192, dated August 29, 1893.

Application filed April 14, 1893. Serial No. 470,277. (No model.)

*To all whom it may concern:*

Be it known that I, JOHN AMMON, of the city, county, and State of New York, have invented a new and Improved Piano-Hammer, of which the following is a full, clear, and exact description.

The object of the invention is to provide a new and improved piano hammer, which is simple and durable in construction, not liable to get out of order, and arranged to fully sound the string when the key is pressed, to produce a very clear tone.

The invention consists of a forked hammer head, and a felt made from a V-shaped blank and doubled up at its sides, the contacting faces being fastened together and inserted in the fork of the said hammer head.

The invention also consists of certain parts and details, and combinations of the same, as will be hereinafter described and then pointed out in the claims.

Reference is to be had to the accompanying drawings, forming a part of this specification, in which similar letters of reference indicate corresponding parts in all the figures.

Figure 1 is a perspective view of the felt blank. Fig. 2 is a perspective view of the felt ready for application to the hammer head; and Fig. 3 is a similar view of the hammer with the felt applied.

The improved piano hammer is provided with a head A, held on the rod B, and formed at its upper end with a fork C, adapted to receive the felt D, as is plainly illustrated in Fig. 3. The felt D is made from a piece of felting or other suitable material, cut into blanks D', shown in Fig. 1, the said blanks being approximately V-shaped and having their sides D<sup>2</sup>, doubled up until the inner surfaces contact, as illustrated in Fig. 2, the said surfaces being glued or otherwise fastened together to form a felt adapted to be inserted with the outer faces of the sides D<sup>2</sup>

against the arms or prongs formed by the fork C, as shown in Fig. 3. The contacting faces of the felt D and the prongs of the fork C are preferably glued or otherwise fastened together so as to securely hold the felt D in place. The outer surface of the felt D is approximately semi-circular, as is plainly shown in the drawings, the fork arms being sufficiently long to about strike the said surfaces opposite the middle or doubled-up portion, as is plainly shown in Fig. 3, so that all strain incident to the felt striking the string is taken up by the hammer head A.

It will be seen that by constructing the hammer as herein shown and described, no hard core is employed in the felt, thus avoiding the hardness of tone produced by hammers as heretofore constructed, and whereby I am enabled to produce a full, clear sound of the strings.

Having thus fully described my invention, I claim as new and desire to secure by Letters Patent—

1. A piano hammer comprising a head formed with a fork, and a felt made of a V-shaped blank having its sides doubled up and the contacting surfaces fastened together, the said sides being inserted in the fork of the hammer head and fastened thereto, substantially as shown and described.

2. A piano hammer provided with a felt made of a single V-shaped blank, doubled up at its sides and having the contacting faces fastened together, substantially as shown and described.

3. A piano hammer provided with a head having a forked upper end, substantially as shown and described.

JOHN AMMON.

Witnesses:

THEO. G. HOSTER,  
E. M. CLARK.