

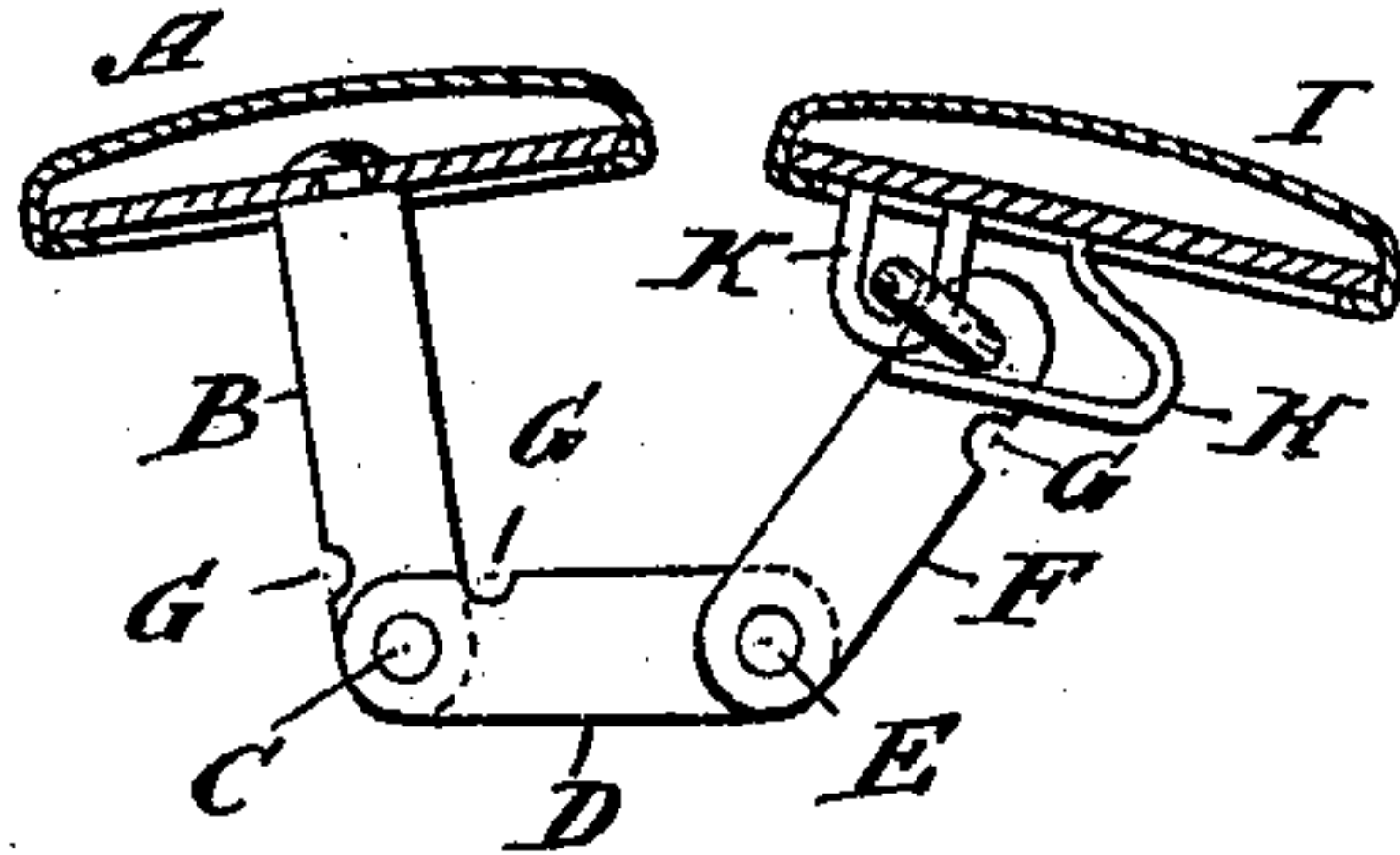
(No Model.)

L. S. SAMPSON.  
COMBINATION CUFF BUTTON AND LINK.

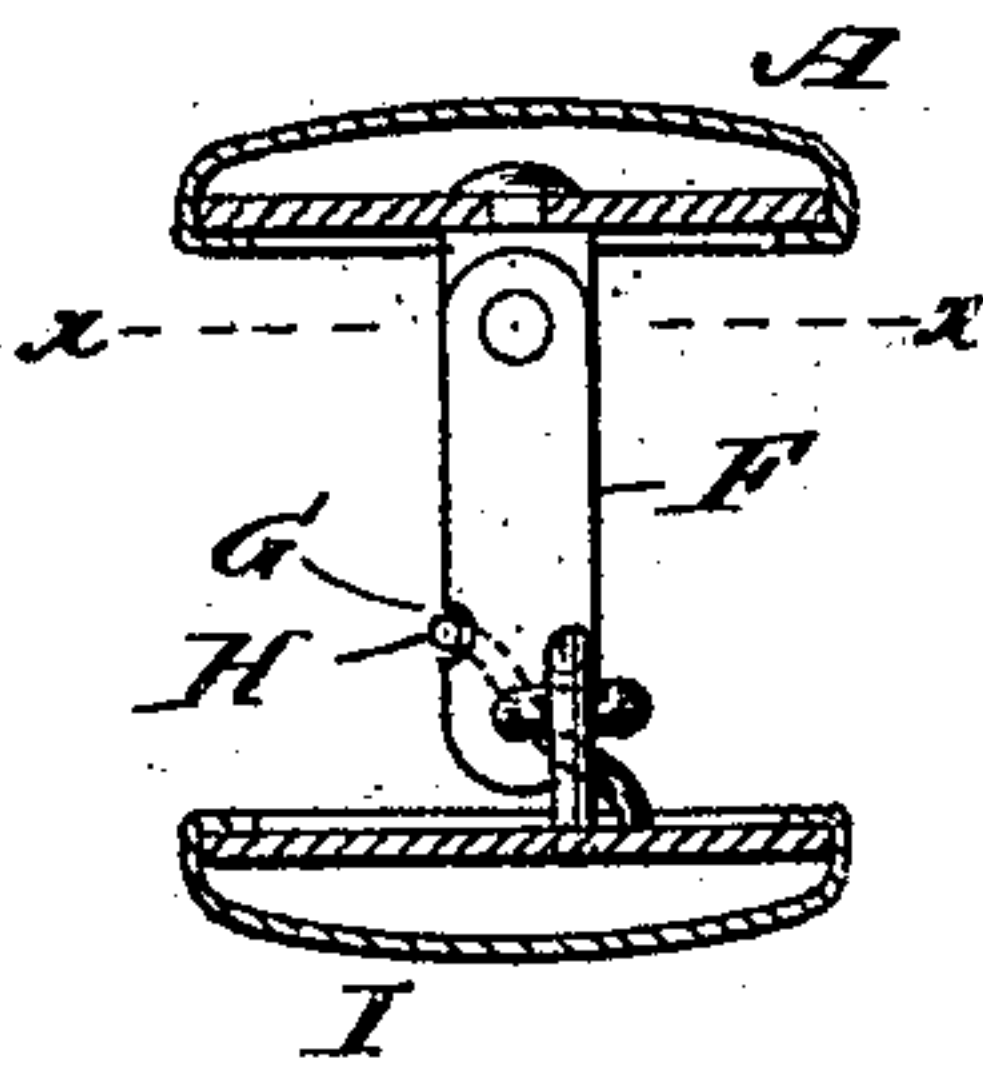
No. 502,586.

Patented Aug. 1, 1893.

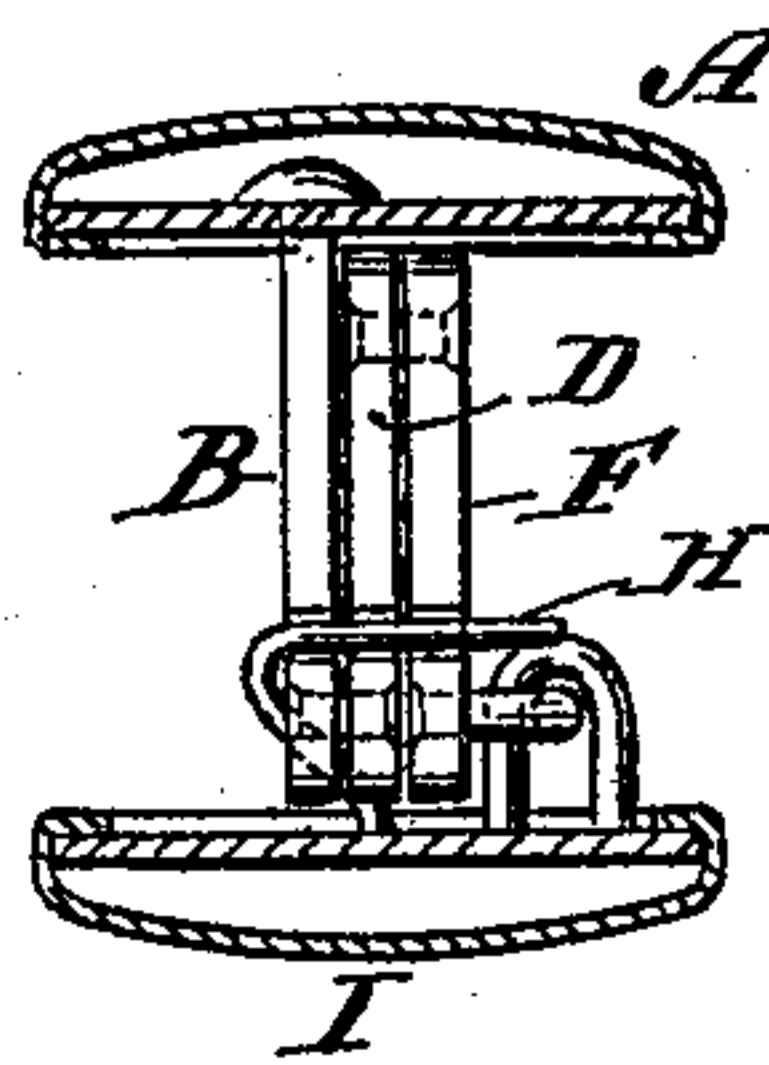
*Fig. 1.*



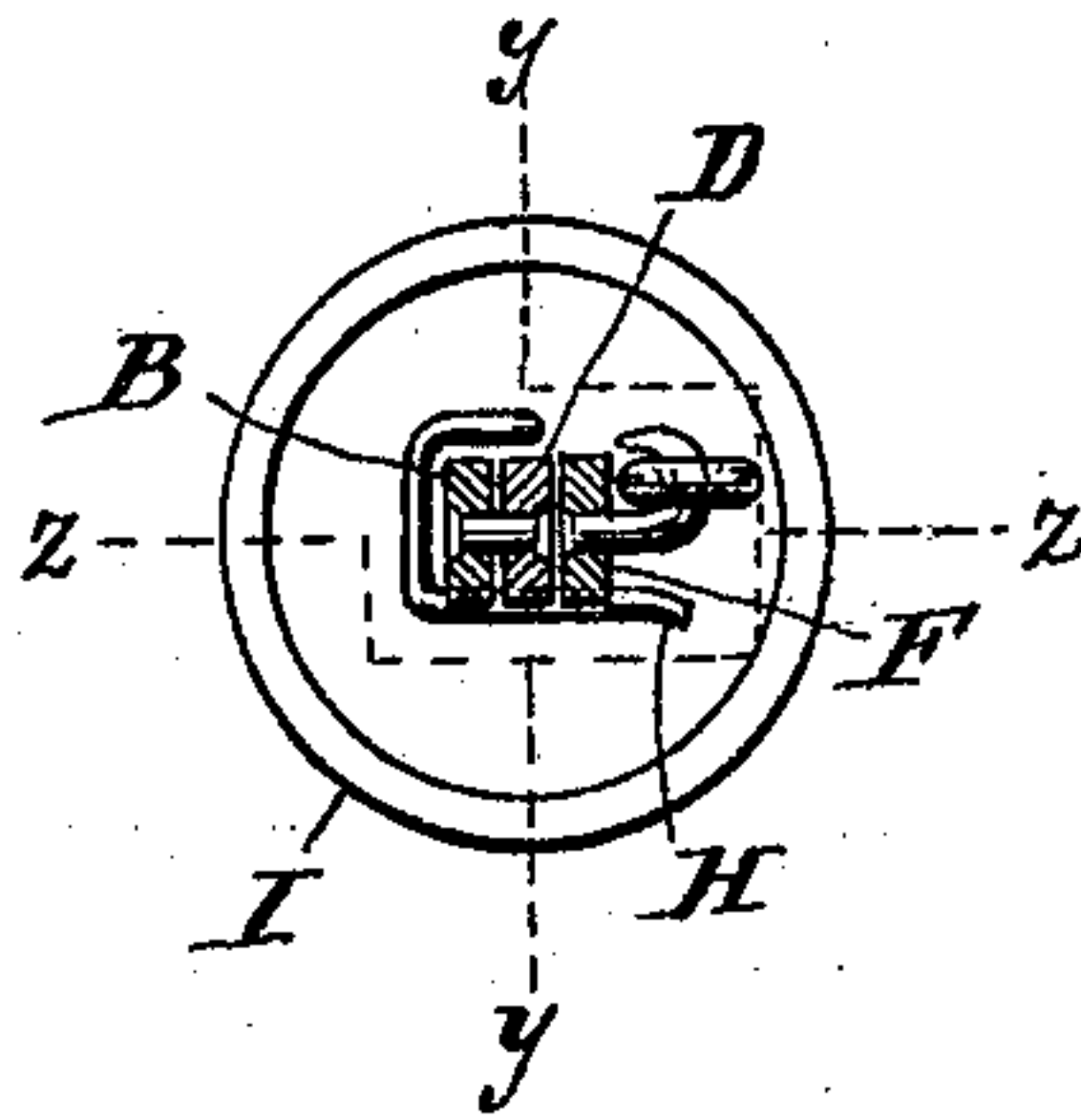
*Fig. 2.*



*Fig. 4.*



*Fig. 3.*



WITNESSES:

*Edward Wolff.*  
*Chas. E. Porsgren.*

INVENTOR:  
*Lewis S. Sampson.*  
BY  
*Hauß & Hauß*  
ATTORNEYS.

# UNITED STATES PATENT OFFICE.

LEWIS S. SAMPSON, OF NEW YORK, N. Y.

## COMBINATION CUFF-BUTTON AND LINK.

SPECIFICATION forming part of Letters Patent No. 502,586, dated August 1, 1893.

Application filed April 20, 1893. Serial No. 471,177. (No model.)

*To all whom it may concern:*

Be it known that I, LEWIS S. SAMPSON, a citizen of the United States, residing at New York, in the county and State of New York, have invented new and useful Improvements in a Combination Cuff-Button and Link, of which the following is a specification.

The object of this invention is to provide an article which can be readily employed either as a cuff button or as a link as desired and the invention consists in the novel features pointed out in the following specification and claims and illustrated in the annexed drawings in which—

Figure 1 shows the device in form of a sleeve link. Fig. 2 shows the device in form of a button sectioned along *y y* Fig. 3. Fig. 3 shows a section along *x x* Fig. 2. Fig. 4 is a section along *z z* Fig. 3.

The button comprises a head A provided with a shank composed of sections, the section B being secured to the head and to said section at C is jointed the section D to which at E is jointed the section F. Each section or link B D F has a recess or shoulder G. When the links are folded so as to lie close together the shoulders G correspond or are in alignment and can be engaged by a detachable catch or fastening H such as a spring on the base I. The base I being snapped or caught onto the folded shank sections B D F the article is in form of a cuff button.

By detaching the base I and unfolding or spreading the links and engaging the free end of link F with base I the device is converted into a sleeve link. The free end of link or section F has a hook or catch of any

suitable kind to engage an eye or holder K on base I so that said base can be readily secured to or detached from the link or section F. The under face of base I it is noticed becomes exposed when the device is used as a sleeve link so that said under face should be of presentable appearance or if desired ornamented.

What I claim as new, and desire to secure by Letters Patent, is—

1. As an improved article of manufacture, a button consisting of a head A provided with a shank composed of a link section B, a link section D pivoted to the latter, and a link section F pivoted to said section D and having its free end provided with a fastening for engaging the base, and a catch secured to the base for engaging and holding the link sections when they are folded beside one another, substantially as described.

2. As an improved article of manufacture, a button comprising a head provided with a shank composed of jointed or folding sections provided with recesses or shoulders adapted to correspond when the sections are folded, a base having a catch or fastening adapted to engage said shoulders, and a hook or fastening on the outer shank section adapted to engage the base, substantially as described.

In testimony whereof I have hereunto set my hand in the presence of two subscribing witnesses.

LEWIS S. SAMPSON.

Witnesses:

BERNARD OCHS,  
E. F. KASTENHUBER.