

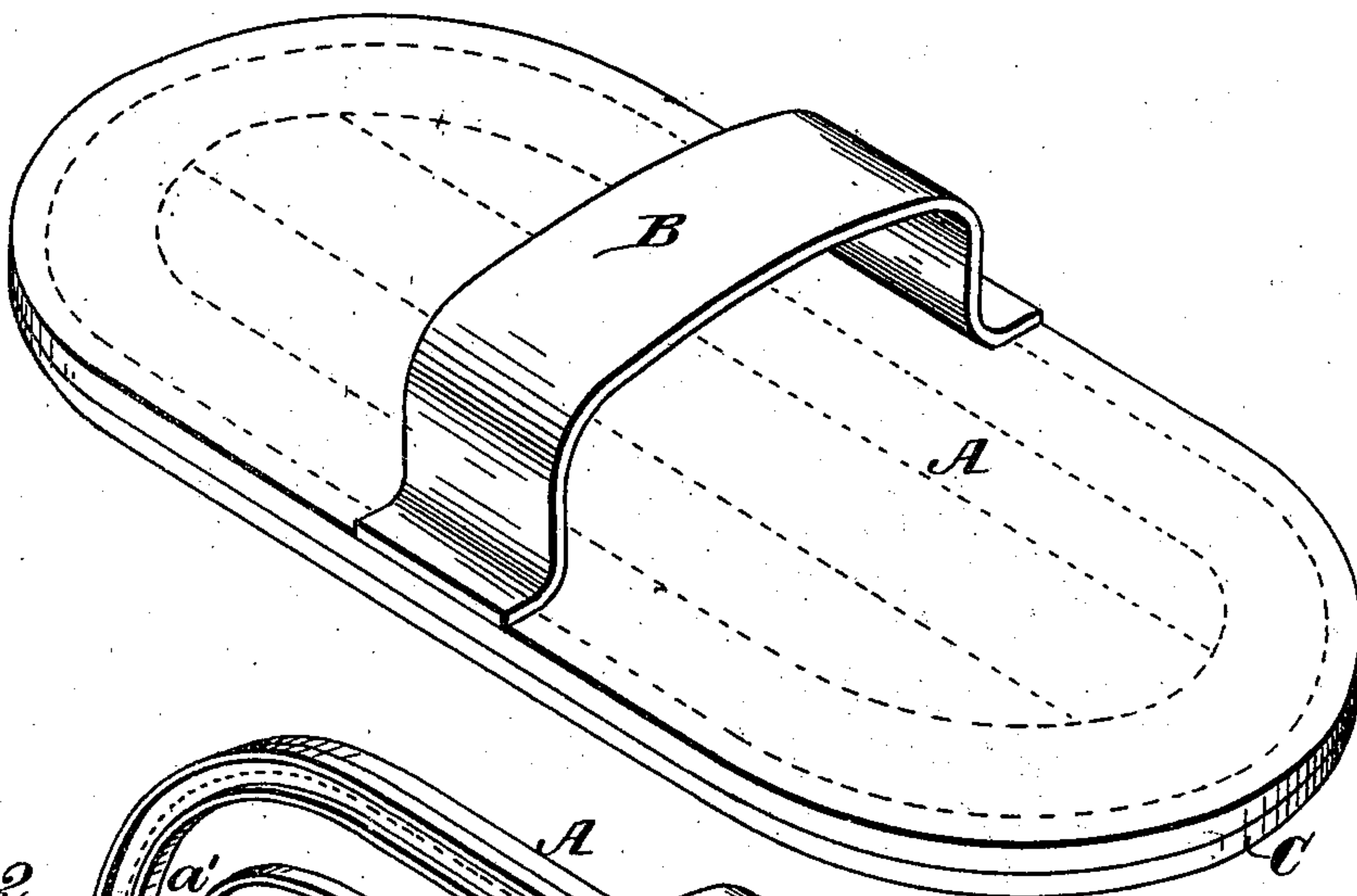
(No Model.)

E. E. MILLER.  
CURRYCOMB.

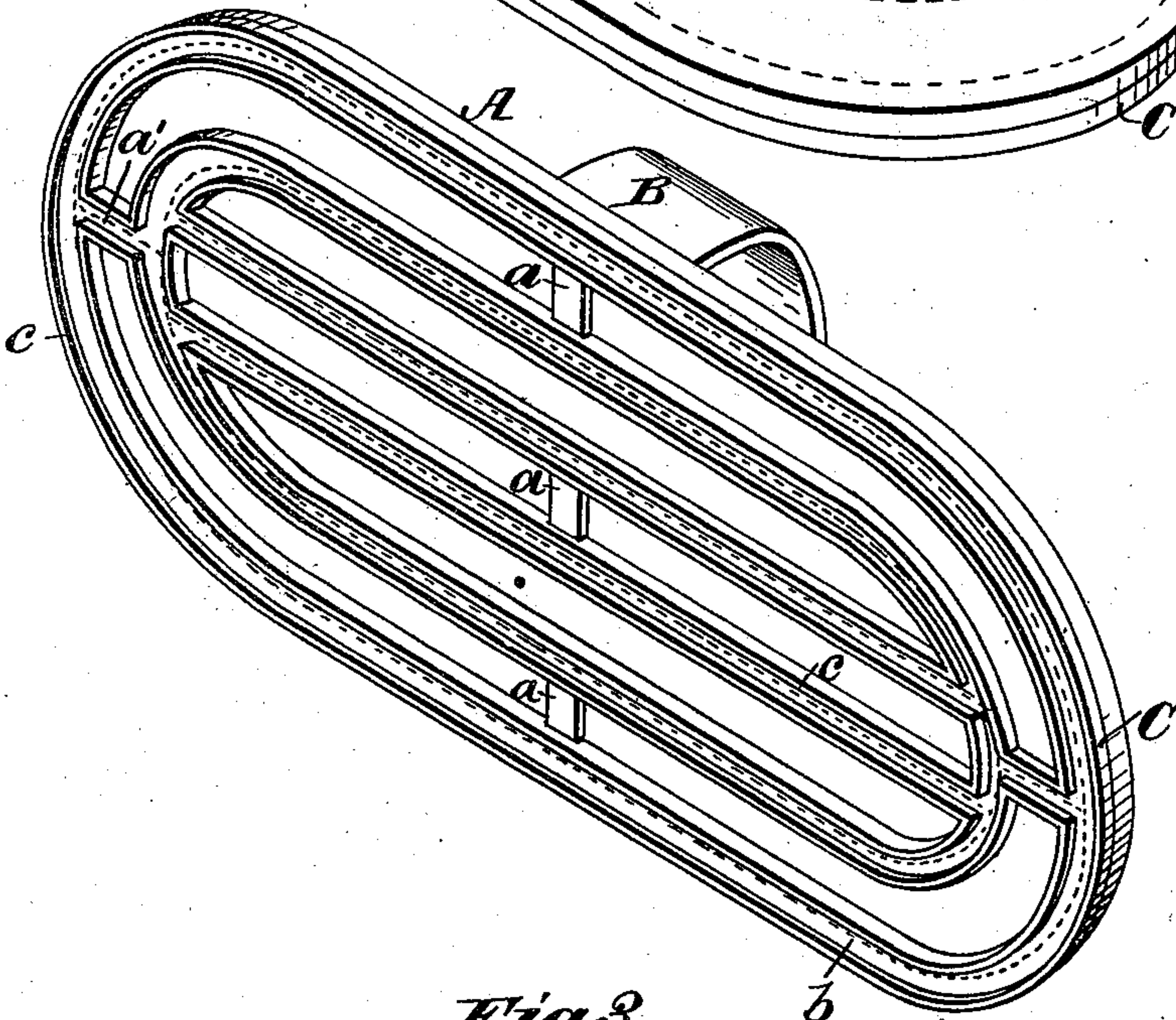
No. 502,233.

Patented July 25, 1893.

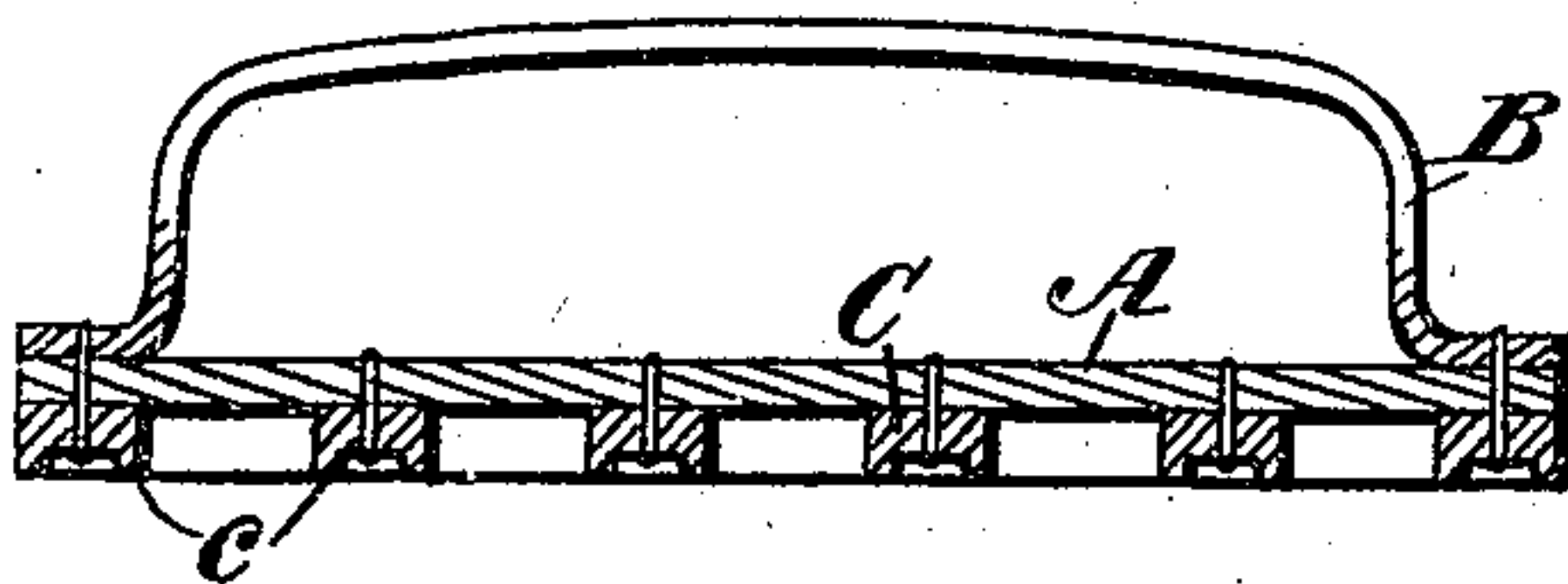
*Fig. 1.*



*Fig. 2.*



*Fig. 3.*



Witnesses.  
*Robert G. Smith.*  
*G. W. Rea.*

Inventor,  
*Elmer E. Miller.*  
By  
*H. W. Bond.*  
*Atty.*



# UNITED STATES PATENT OFFICE.

ELMER E. MILLER, OF CANTON, OHIO.

## CURRYCOMB.

SPECIFICATION forming part of Letters Patent No. 502,233, dated July 25, 1893.

Application filed January 23, 1893. Serial No. 459,489. (No model.)

*To all whom it may concern:*

Be it known that I, ELMER E. MILLER, a citizen of the United States, residing at Canton, in the county of Stark and State of Ohio, have invented certain new and useful Improvements in Currycombs; and I do hereby declare that the following is a full, clear, and exact description of the same, reference being had to the annexed drawings, making a part of this specification, and to the letters of reference marked thereon, in which—

Figure 1, is top view of the comb proper, showing the handle properly attached thereto. Fig. 2, is a view showing the comb set upon its edge, and illustrating the bottom or under side of the comb. Fig. 3, is a transverse section.

The present invention has relation to currycombs, and it consists in the novel construction and arrangement of parts hereinafter described and particularly pointed out in the claim.

Similar letters of reference indicate corresponding parts in all the figures of the drawings.

In the accompanying drawings, A represents the back of the comb, which may be substantially of the form shown in the drawings and is preferably formed of leather or other pliable or elastic material. To the back A, is attached the handle or strap B, which is preferably located as illustrated in the drawings. To the bottom or under side of the back A, are attached the comb-bars or ridges C, which comb-bars or ridges may be substantially of the form shown in Fig. 2.

For the purpose of convenience, in attaching the comb-bars or ridges C, to the back A, said bars are united together by means of the interposed tie-bars *a*, which tie-bars are preferably formed integral with the comb-bars C. The comb-bars are preferably formed of rubber or like material; and for the purpose of providing a better combing surface, said bars are provided with the grooves *b*, and for the additional purpose hereinafter described. The comb-bars C, are securely attached to the back A, by means of sewing said comb-bars to the back substantially as illustrated in the drawings.

It will be understood that by forming the grooves *b*, in the comb-bars C, the thread or threads uniting the comb-bars and back together, will be brought away from the edges

of the grooves in the comb-bars; or in other words, the threads will be seated in the vertexes of the grooves, thereby preventing said threads from becoming worn by use, as the edges of the combing-bars will protect and hold the threads out of contact with the animal upon which the currycomb is to be used. It will also be understood, that by forming the back A, of flexible material, the comb proper, will conform and adjust itself to the different parts of the animal's body, thereby bringing into use substantially the entire part of the comb.

It will be understood that any other desired form of comb-bars may be employed without departing from the nature of my invention; but I prefer to arrange and adjust said comb-bars as illustrated in the drawings.

By forming the grooves *b*, in the comb-bars C, two rubbing-ribs *c* will be formed upon each of the bars, thereby providing better rubbing surfaces.

Between the outer comb-bars C, and the next adjacent comb-bars are placed connecting bars *a'*, which connecting bars are provided with the ribs *c*, and the grooves *b*. In the drawings comb-bars are shown attached to the back A, by means of sewing said parts together; but it will be understood that the comb-bars C, may be attached to the back A, in any other manner without departing from the nature of my invention.

The only object to be accomplished is to securely unite the comb-bars and the back together, and that object may be accomplished by cementing or gluing the comb-bars to the back A.

Having fully described my invention, what I claim as new, and desire to secure by Letters Patent, is—

As an improved article of manufacture, a currycomb provided with a flexible back, and having attached thereto, the handle or strap B, the comb-bars C, fixed to the back and provided with the ribs *c*, and the tie-bars *a*, substantially as and for the purpose specified.

In testimony that I claim the above I have hereunto subscribed my name in the presence of two witnesses.

ELMER E. MILLER.

Witnesses:

F. W. BOND,  
JOSIE R. BOND.