

(No Model.)

J. TASCHER.
BED PAN.

No. 501,852.

Patented July 18, 1893.

Fig. 1.

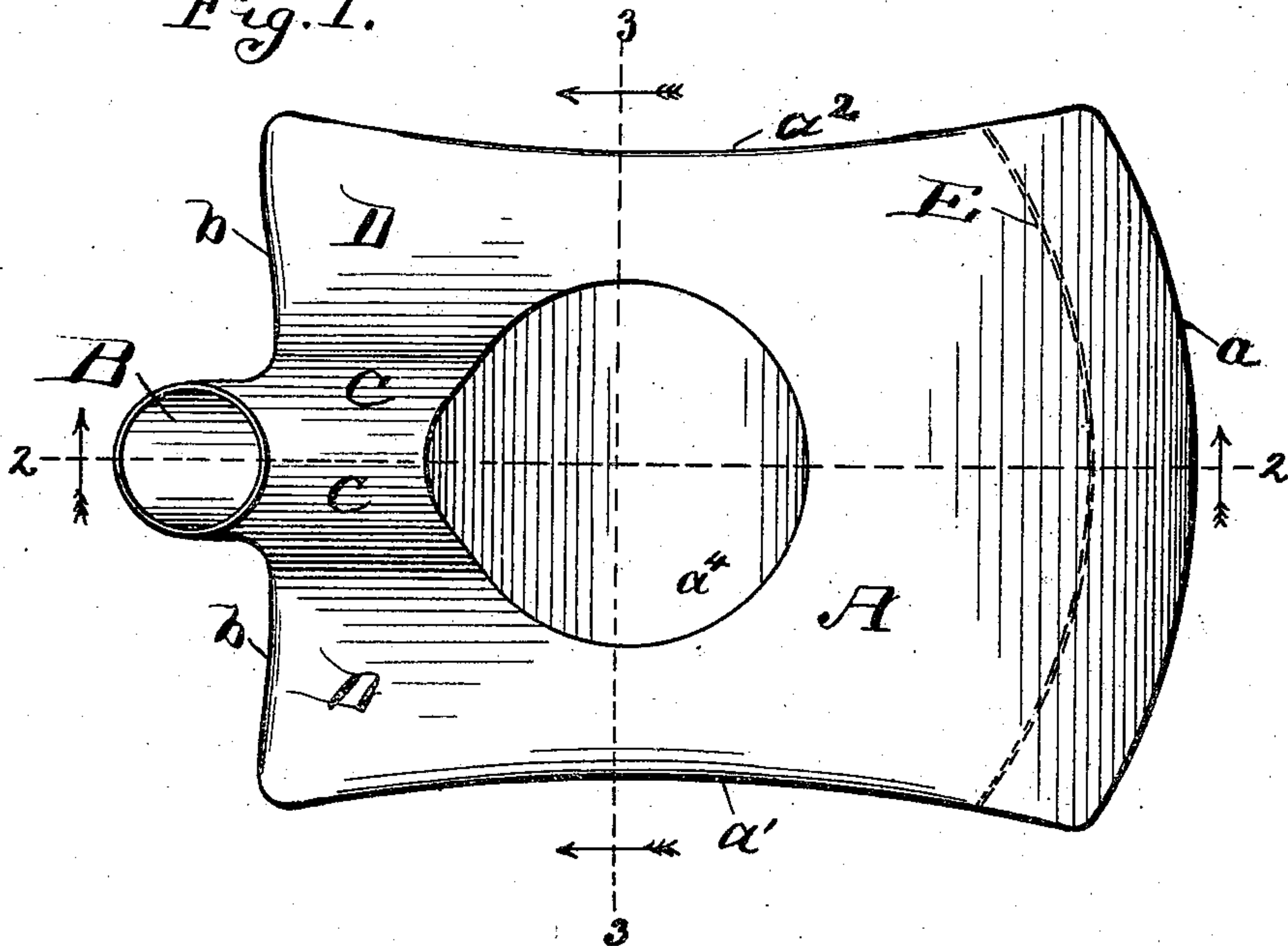


Fig. 2.

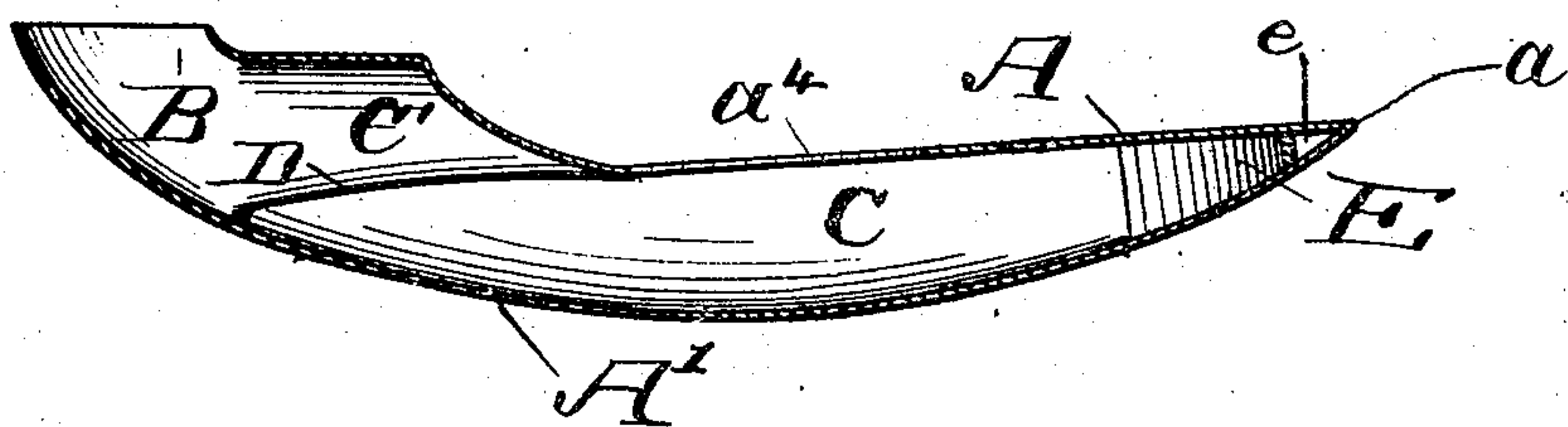


Fig. 4.

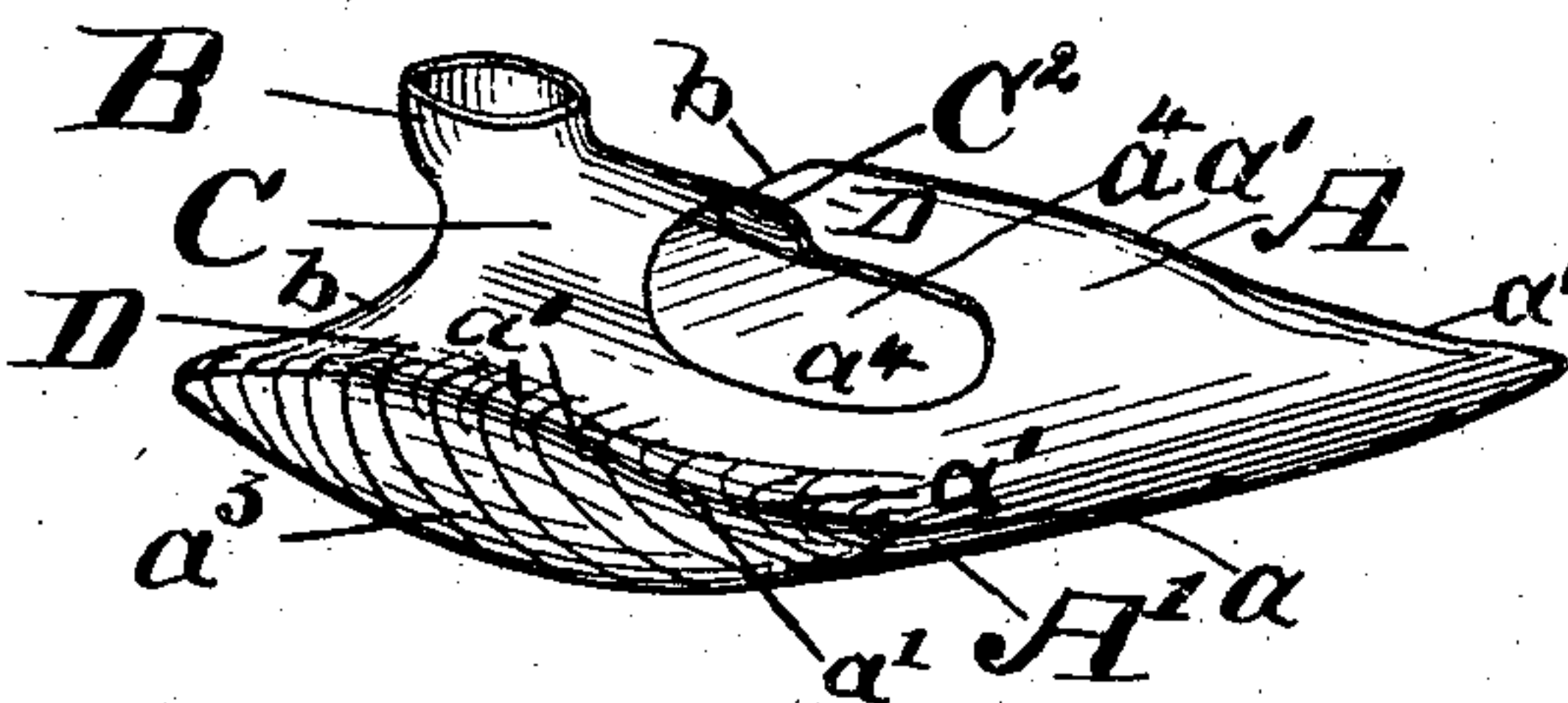
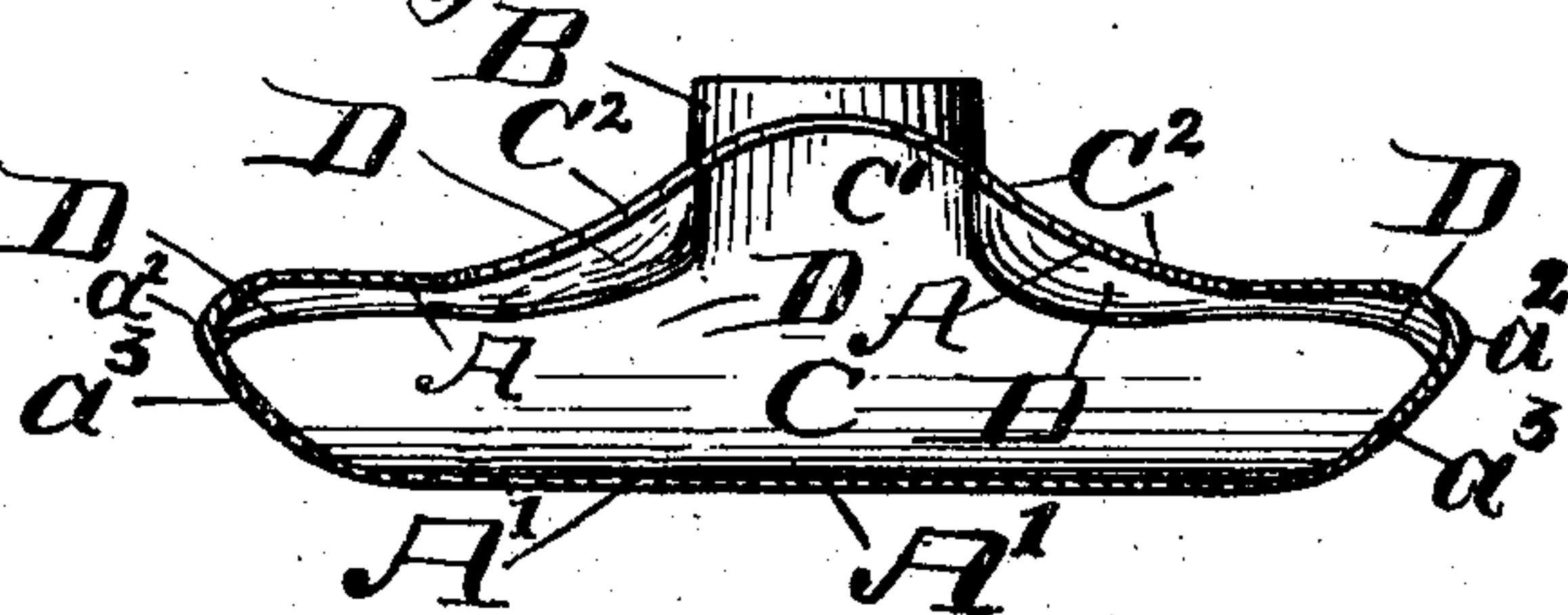


Fig. 3.



Witnesses:

R. J. Jacker.

Flora L. Brown.

Inventor:

John Tascher,
By Charles Turner Brown,
Atty.

UNITED STATES PATENT OFFICE.

JOHN TASCHER, OF CHICAGO, ILLINOIS.

BED-PAN.

SPECIFICATION forming part of Letters Patent No. 501,852, dated July 18, 1893.

Application filed March 24, 1893. Serial No. 467,400. (No model.)

To all whom it may concern:

Be it known that I, JOHN TASCHER, a resident of Chicago, in the county of Cook and State of Illinois, have invented a certain new and useful Improved Bed-Pan, of which the following is a full, clear, and exact description, reference being had to the accompanying drawings, forming a part of this specification.

The object of my invention is to obtain a bed-pan adapted to stand on a plane surface without spilling the contents thereof, and at the same time adapted to be forced or pressed into a bed or mattress when in use, by the weight of the person using it, in such manner as to form a comfortable seat to such person. And to that end my invention consists in a bed-pan composed of a bowl, having a top or seat with a hole therein, such bowl being provided with a bottom convex antero-posteriorly; that is, from the front and rear edges thereof, and from each side edge inclined downwardly and inwardly a portion of the way but not to a plane extending longitudinally through the center of such hole in the top or seat, in combination with a spout and chamber, the forward wall of the spout being a continuation of the forward end of the bottom of the bed-pan, and the upper and rear wall of the spout extending backward and forming a chamber connecting with the bowl of the bed-pan.

In the drawings, Figure 1, is a top plan view of a bed-pan embodying my invention; Fig. 2, a sectional view thereof on line 2—2 of Fig. 1, viewed in the direction indicated by the arrows; Fig. 3, a sectional view on line 3—3 of Fig. 1, viewed in the direction indicated by the arrows; and Fig. 4, a perspective view of the bed-pan illustrated in Figs. 1, 2, and 3.

The same letter of reference is used to indicate a given part where more than one view thereof is illustrated in the different figures of the drawings.

A, is the top or seat of the bowl of the bed-pan.

A', is the convexed bottom of the bed pan; a, the back or rear edge of the bed-pan; a',

a², the sides thereof. a³, a³, respectively, are the downwardly inclined sides of the bed-pan, extending from the top or seat thereof to the bottom A'.

a⁴, is the hole in the seat.

B, is the spout of the bed-pan; b, b, respectively, the front edges of the chamber in the front of bowl C of the bed pan; C' the chamber; and C², the rearward extension of the rear wall of the spout B, forming the top of chamber C'.

D, D, are the top faces of bowl C extended alongside of chamber C'.

E, is a partition put in the bed-pan where such bed-pan is constructed of sheet metal, as tin. Where the bed-pan is made of or from white pottery the space indicated by the reference letter e in Fig. 2 may be, and properly is, made solid from the rear edge of the bed-pan to the partition E. The object of partition E is to so construct the bowl of the bed-pan that it may be readily cleaned after use.

The advantages obtained by my bed-pan, constructed as described, are, when a person is seated thereon the bed-pan is forced downward into the mattress or bed, and no ridge or raised part is formed by the bed-pan in the bed; so affording an easy seat or rest for such person using it; and further, a bed-pan is obtained which is adapted to be slid up underneath the person about to use it, without lifting such person a great distance off the mattress. And further, by forming the chamber C' in front of the bowl C, with spout B extending from the chamber C', the contents of the bowl can be readily emptied therefrom, while all danger of such contents being spilled is obviated because of the position and peculiar construction of the chamber.

Having thus described my invention, what I claim as new, and desire to secure by Letters Patent, is—

In a bed-pan, a bowl having a seat on top with a hole therein and a bottom convex antero-posteriorly and inclined downwardly and inwardly from the side edges of the bed-pan a portion of the way to the center of the bowl, in combination with a spout and a

chamber communicating therewith in front of
the bowl and to the rear of the spout, the
front and bottom wall of the spout and cham-
ber being a continuation of the front part of
5 the bottom of the bowl and the rear wall of
the spout being extended backwardly to the
hole in the seat and thereby forming the top
wall of the chamber, with the top of the

bowl extending forward by the side of the
curved top of the chamber; substantially as is
described.

JOHN TASCHER.

Witnesses:

FLORA L. BROWN,
IRA S. STONE.